



US00D852159S

(12) **United States Design Patent**  
**Tani**

(10) **Patent No.:** **US D852,159 S**  
(45) **Date of Patent:** **\*\* Jun. 25, 2019**

(54) **TELEPHONE HANDSET**

(71) Applicant: **Panasonic Intellectual Property Management Co., Ltd.**, Osaka-shi, Osaka (JP)

(72) Inventor: **Atsushi Tani**, Kyoto (JP)

(73) Assignee: **Panasonic Intellectual Property Management Co., Ltd.**, Osaka (JP)

(\*\*) Term: **15 Years**

(21) Appl. No.: **29/654,176**

(22) Filed: **Jun. 21, 2018**

(51) **LOC (11) Cl.** ..... **14-03**

(52) **U.S. Cl.**  
USPC ..... **D14/147**

(58) **Field of Classification Search**  
USPC ... D14/140, 140.1, 140.7, 140.8, 141.2, 142, D14/144, 147, 148, 149, 150, 151, 158, D14/159, 188, 217, 240, 243, 247, 248, D14/251, 299, 329, 462, 467, 471, 130, D14/338, 341, 138 R, 138 AA; D21/517  
CPC .... H04M 1/725; H04M 1/72502; H04M 1/00; H04M 1/003; H04M 1/02; H04M 1/03; H04M 1/04; H04M 1/0202; H04M 1/0297; H04M 1/0214; H04M 1/23; H04M 1/253; H04M 1/2535; H04M 1/6041; H04M 1/6066

See application file for complete search history.

(56) **References Cited**

**U.S. PATENT DOCUMENTS**

D498,221 S \* 11/2004 Schunemann ..... D14/138 AA  
D524,277 S \* 7/2006 Surtouc ..... D14/138 AA  
D574,355 S \* 8/2008 Okawa et al.  
D583,354 S \* 12/2008 Gonser ..... D14/147  
D584,297 S \* 1/2009 Furuno et al.  
D615,957 S \* 5/2010 Ju ..... D14/147  
D618,657 S \* 6/2010 Sakamoto

D618,658 S \* 6/2010 Sakamoto ..... D14/147  
D620,915 S \* 8/2010 Brabander ..... D14/147  
D638,393 S \* 5/2011 Gonser ..... D14/147  
D654,451 S \* 2/2012 Jeon ..... D14/138 AA  
D668,630 S \* 10/2012 Sakamoto  
D669,449 S \* 10/2012 Sakamoto ..... D14/147  
D669,878 S \* 10/2012 Furuno ..... D14/147  
D670,263 S \* 11/2012 Lin ..... D14/148  
D671,516 S \* 11/2012 Ookawa et al.  
D671,517 S \* 11/2012 Katori ..... D14/148  
D689,036 S \* 9/2013 Yoshida ..... D14/147  
D718,270 S \* 11/2014 Furuno ..... D14/147  
D832,808 S \* 11/2018 Tani ..... D14/147

(Continued)

**OTHER PUBLICATIONS**

Telephone Handsets. (Design—© Questel) orbit.com.[online PDF] 53 pgs. Print Dates Range Jan. 21, 2010 through Jan. 30, 2017 [Retrieved on Jan. 29, 2019] <https://sobjprd.questel.fr/export/QPTUJ214/pdf2/635a79a6-3fb9-4e89-bfe1-73abd3ced576-215815.pdf>.\*

*Primary Examiner* — Marie D. Fast Horse  
(74) *Attorney, Agent, or Firm* — Brinks Gilson & Lione

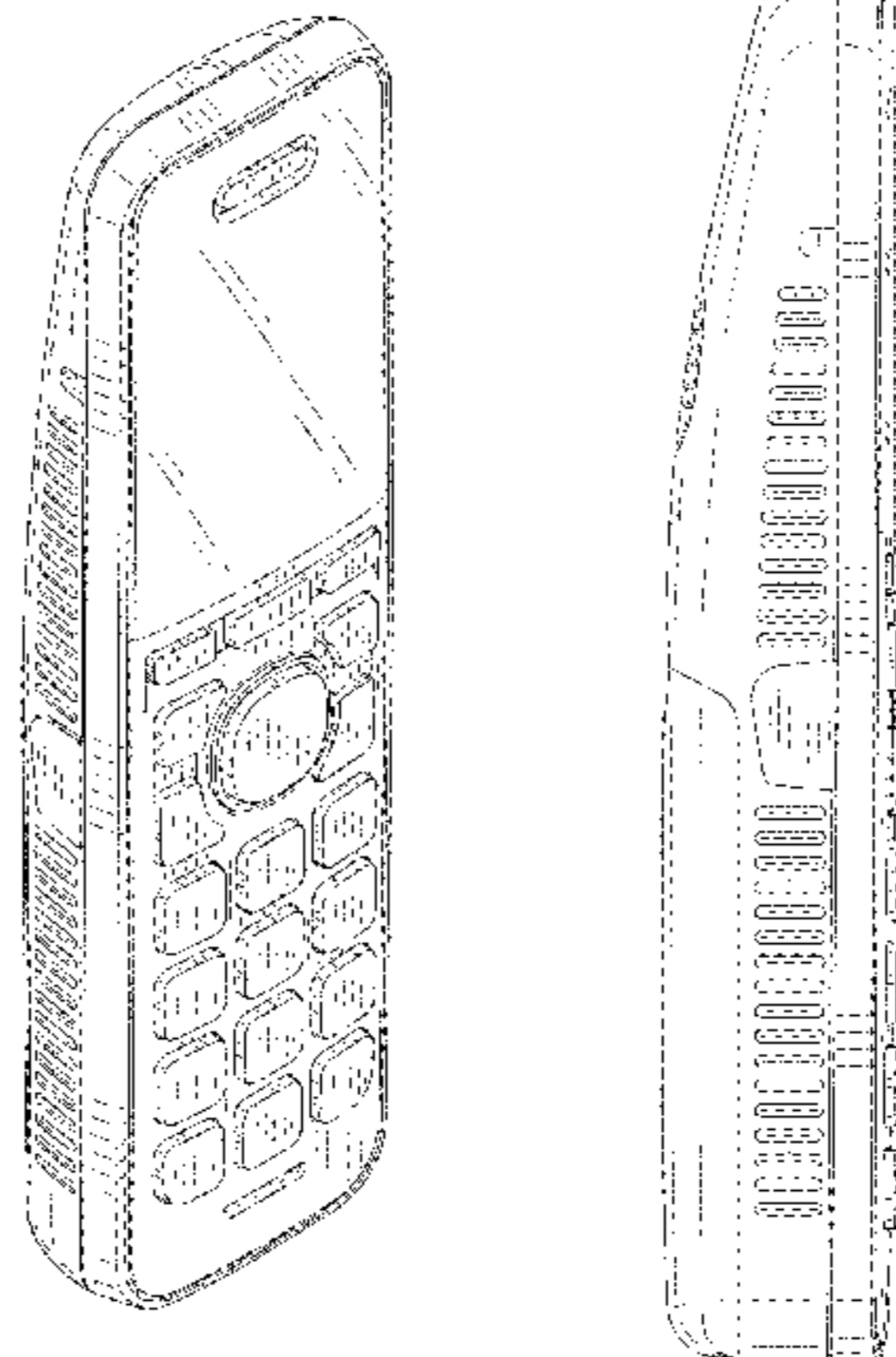
(57) **CLAIM**

I claim the ornamental design for a telephone handset, as shown and described.

**DESCRIPTION**

FIG. 1 is a front perspective view of a telephone handset showing my new design;  
FIG. 2 is a front view thereof;  
FIG. 3 is a rear view thereof;  
FIG. 4 is a first side view thereof;  
FIG. 5 is a second side view thereof;  
FIG. 6 is a top view thereof; and,  
FIG. 7 is a bottom view thereof.  
The broken lines show parts of the telephone handset that represent unclaimed subject matter and form no part of the claimed design.

**1 Claim, 7 Drawing Sheets**



(56)

**References Cited**

U.S. PATENT DOCUMENTS

2012/0129512 A1\* 5/2012 Kanai ..... H04M 1/72502  
455/418  
2017/0126856 A1\* 5/2017 Fujita ..... H04M 1/03

\* cited by examiner

FIG. 1

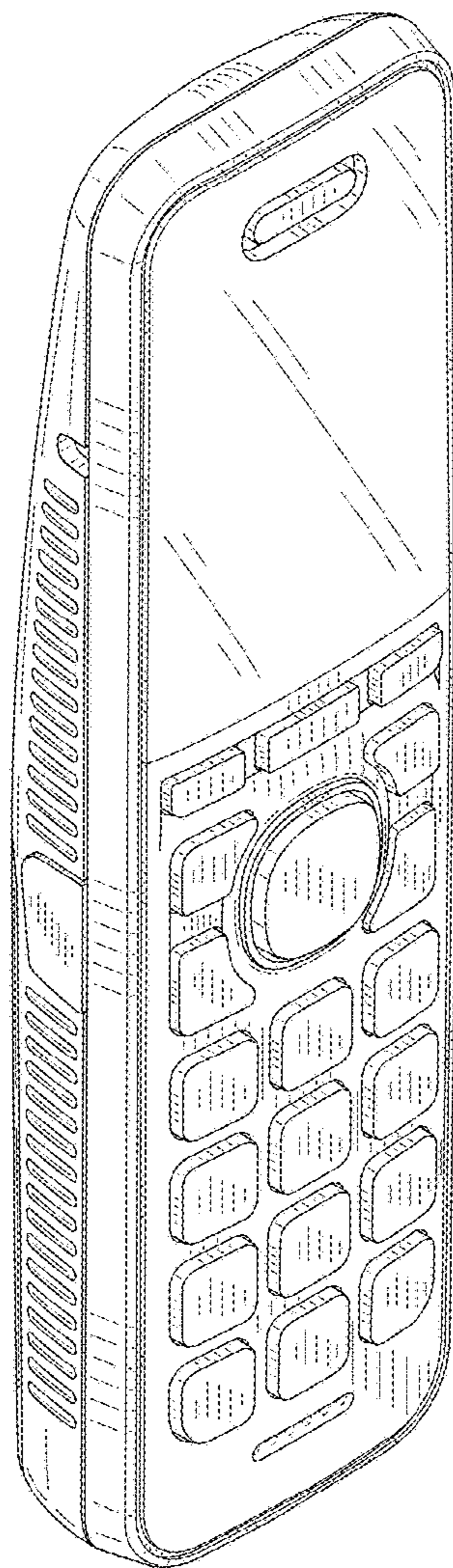


FIG. 2

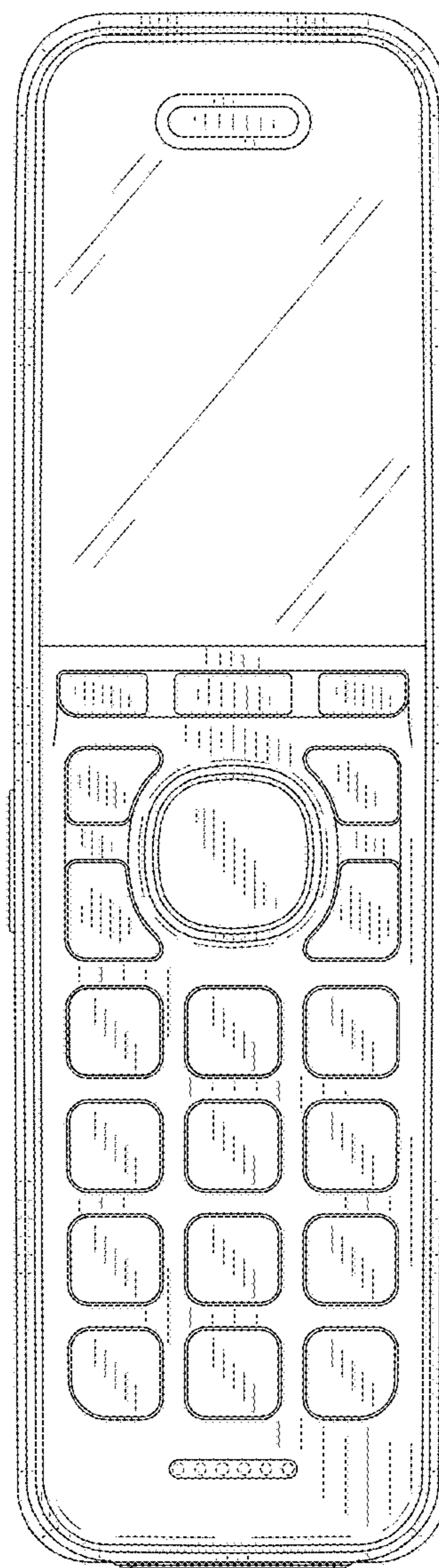


FIG. 3

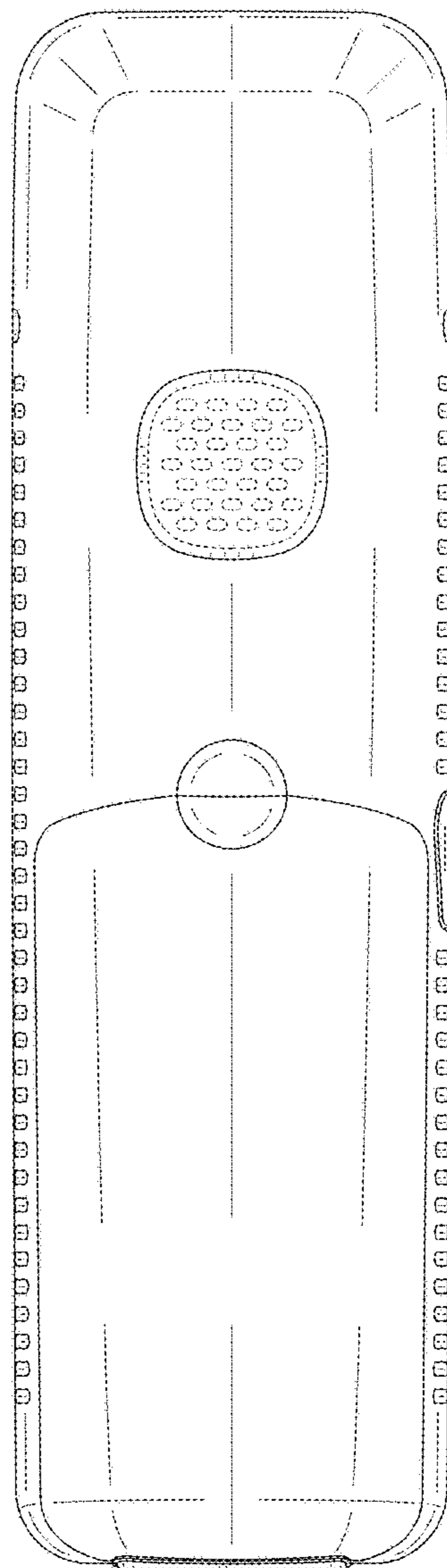




FIG. 4

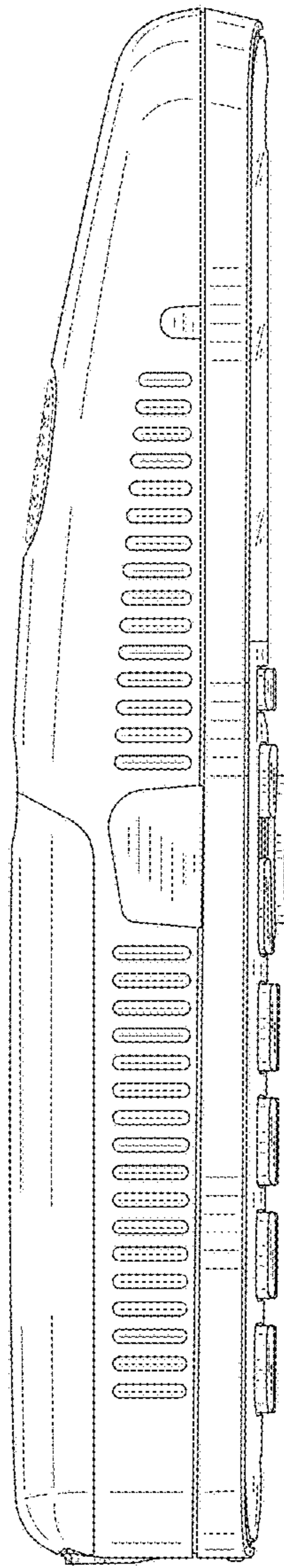


FIG. 5

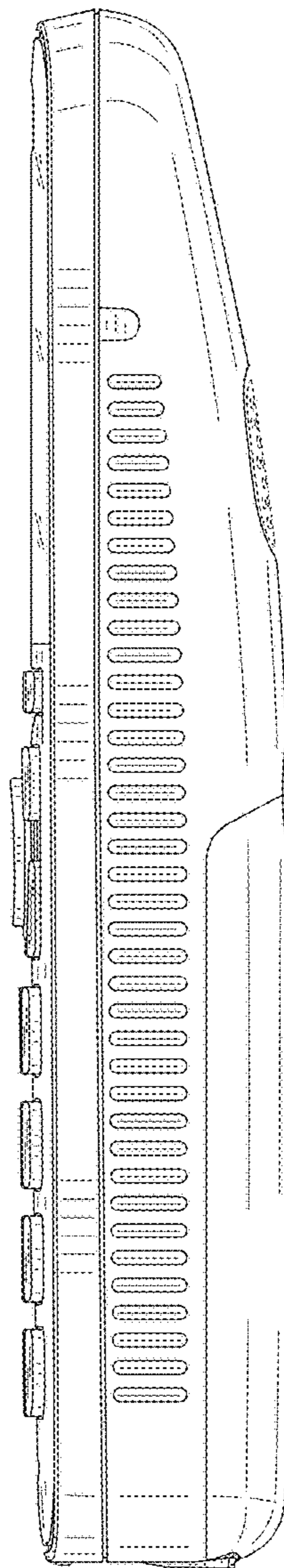


FIG. 6

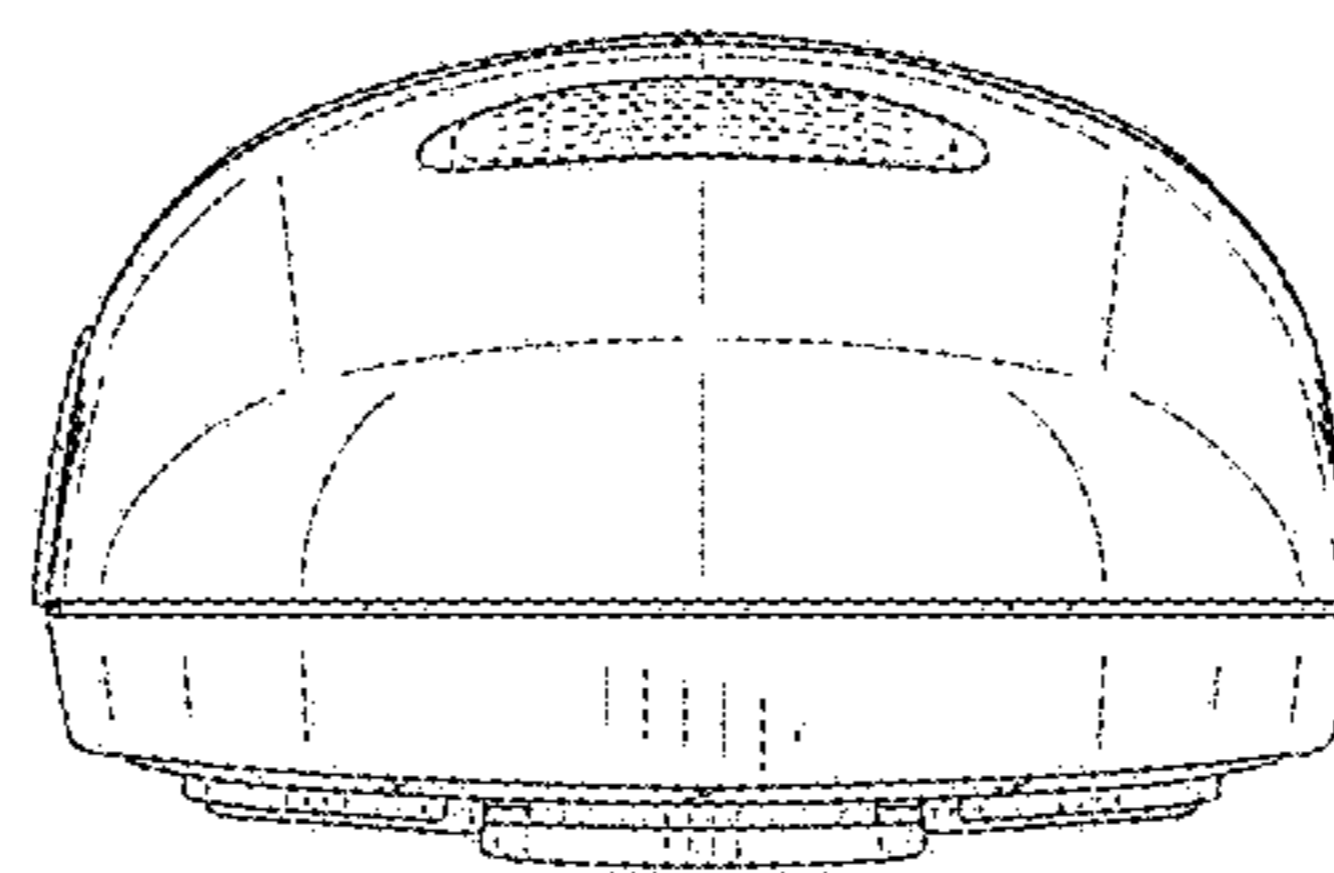




FIG. 7

