



US00D852127S

(12) **United States Design Patent**
Tanno et al.

(10) **Patent No.:** **US D852,127 S**
(45) **Date of Patent:** **** Jun. 25, 2019**

- (54) **AUTOMOBILE TIRE WITH HOOK AND LOOP FASTENER**
- (71) Applicant: **The Yokohama Rubber Co., Ltd.**,
Minato-ku, Tokyo (JP)
- (72) Inventors: **Atsushi Tanno**, Hiratsuka (JP); **Hayato Sakamoto**, Hiratsuka (JP)
- (73) Assignee: **The Yokohama Rubber Co., Ltd.** (JP)
- (**) Term: **15 Years**
- (21) Appl. No.: **29/605,936**
- (22) Filed: **May 31, 2017**
- (51) **LOC (11) Cl.** **12-15**
- (52) **U.S. Cl.**
USPC **D12/604**
- (58) **Field of Classification Search**
USPC D12/500-501, 506, 534-538, 569-573,
D12/604, 605, 900, 202, 502-505,
D12/507-533, 539-568, 574-603;
D5/30; D7/396.4, 396.5
CPC B60C 13/00; B60C 1/00
See application file for complete search history.

- D394,835 S * 6/1998 Crute-Williams
B29D 30/0061
D12/203
- D400,427 S * 11/1998 Okawa D8/382
- D588,975 S * 3/2009 Spater A44B 18/003
D12/202
- D695,097 S * 12/2013 Wood A45C 13/10
D8/382
- D796,033 S * 8/2017 Gilbert B29D 30/0061
D24/126

(Continued)

FOREIGN PATENT DOCUMENTS

- WO WO2016/088428 6/2016
- Primary Examiner* — Robin V Webster
- Assistant Examiner* — Rachel A Voorhies
- (74) *Attorney, Agent, or Firm* — RatnerPrestia

(57) **CLAIM**

The ornamental design for an automobile tire with hook and loop fastener, as shown and described.

DESCRIPTION

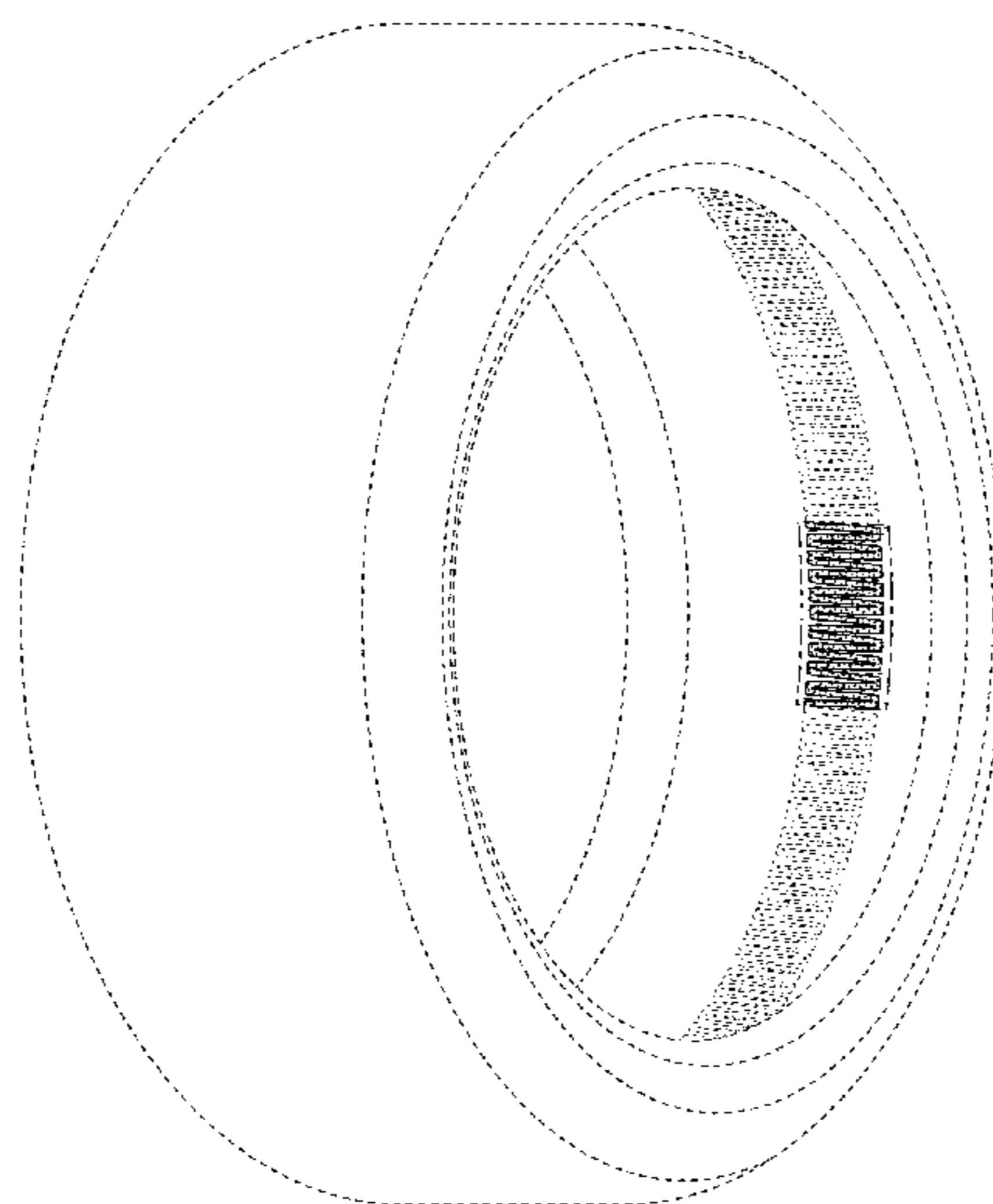
FIG. 1 is a perspective view of an automobile tire with hook and loop fastener showing our new design;
 FIG. 2 is a front view thereof, the rear view being a mirror image thereof;
 FIG. 3 is a cutaway view taken along the line 3-3 in FIG. 2;
 FIG. 4 is a sectional view taken along the line 4-4 in FIG. 2;
 FIG. 5 is a right side view thereof, left side, top plan and bottom plan views being identical thereto; and,
 FIG. 6 is an enlarged, fragmentary sectional view thereof, taken along lines 6-6 in FIG. 3.
 The dashed broken lines in the drawings are for the purpose of illustrating unclaimed portions of the automobile tire with hook and loop fastener, which form no part of the claimed design, and the dash-dot-dash broken lines illustrate the boundary of the claimed design.

1 Claim, 4 Drawing Sheets

(56) **References Cited**

U.S. PATENT DOCUMENTS

- 3,023,798 A * 3/1962 Moore B60C 11/0309
152/209.22
- 4,672,722 A * 6/1987 Malamed A44B 18/003
128/DIG. 15
- 5,081,748 A * 1/1992 Eberle A44B 18/0003
24/306
- 5,286,112 A * 2/1994 Bible A45C 13/10
24/306
- 5,686,163 A * 11/1997 Tsubata A44B 18/0034
24/442
- 5,731,056 A * 3/1998 Butler, III A44B 18/00
24/306



(56)

References Cited

U.S. PATENT DOCUMENTS

2007/0130732 A1* 6/2007 Matsumura A61F 13/49015
24/442
2008/0283165 A1* 11/2008 Mafune B29D 30/3028
152/152.1
2010/0276048 A1* 11/2010 Adamson B29D 30/0061
152/450
2012/0000588 A1* 1/2012 Tanno B29D 30/0061
152/450
2012/0024439 A1* 2/2012 Tanno B60C 23/0493
152/154.1
2012/0204383 A1* 8/2012 Wood A44B 18/0046
24/306
2012/0291933 A1* 11/2012 Tanno B60C 19/002
152/209.18
2012/0330266 A1* 12/2012 Zonneveld B23P 13/00
604/391
2015/0306831 A1* 10/2015 Joza B29D 30/0061
152/450
2017/0142846 A1* 5/2017 Dordan F16B 1/00

* cited by examiner

FIG. 1

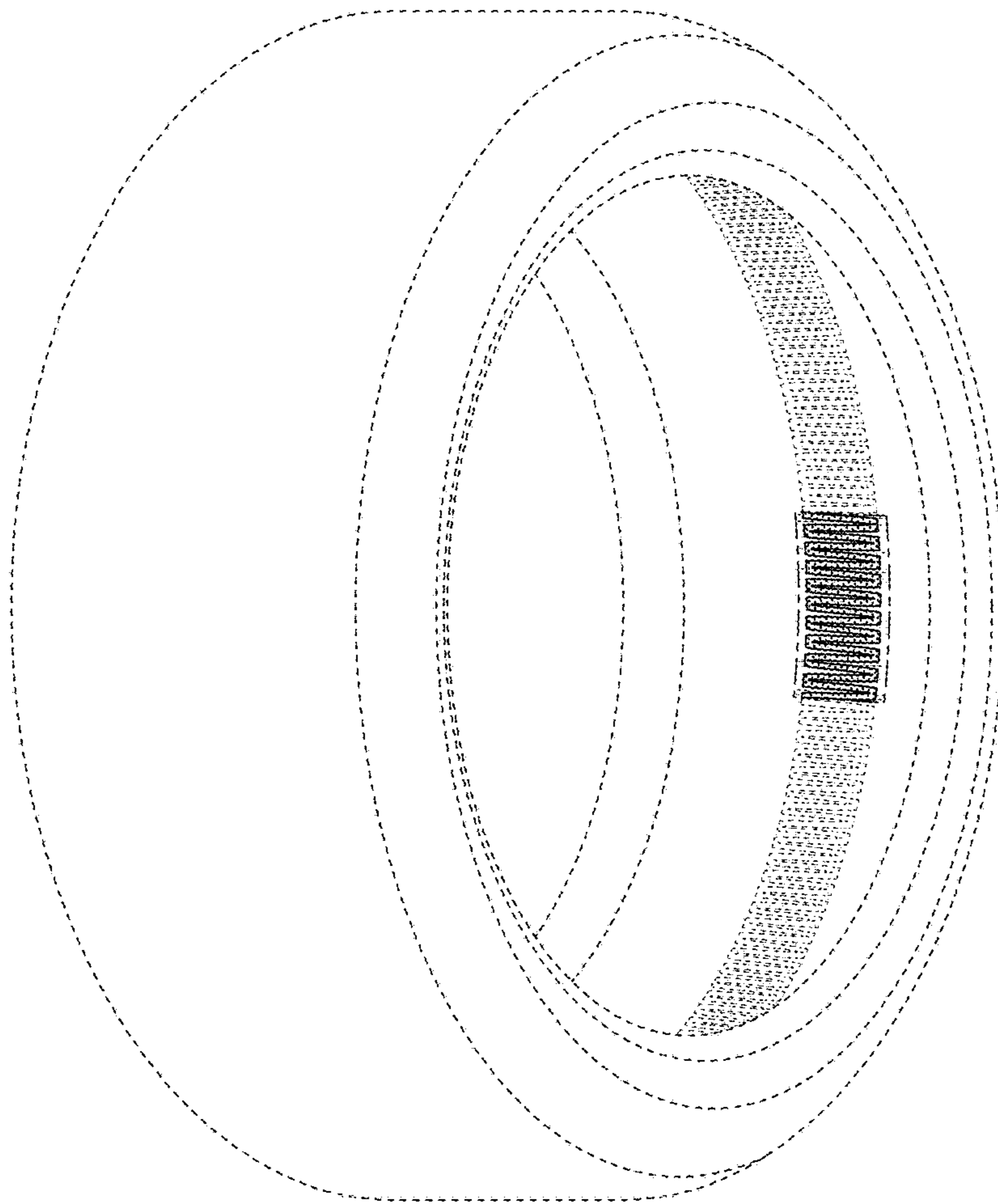


FIG. 2

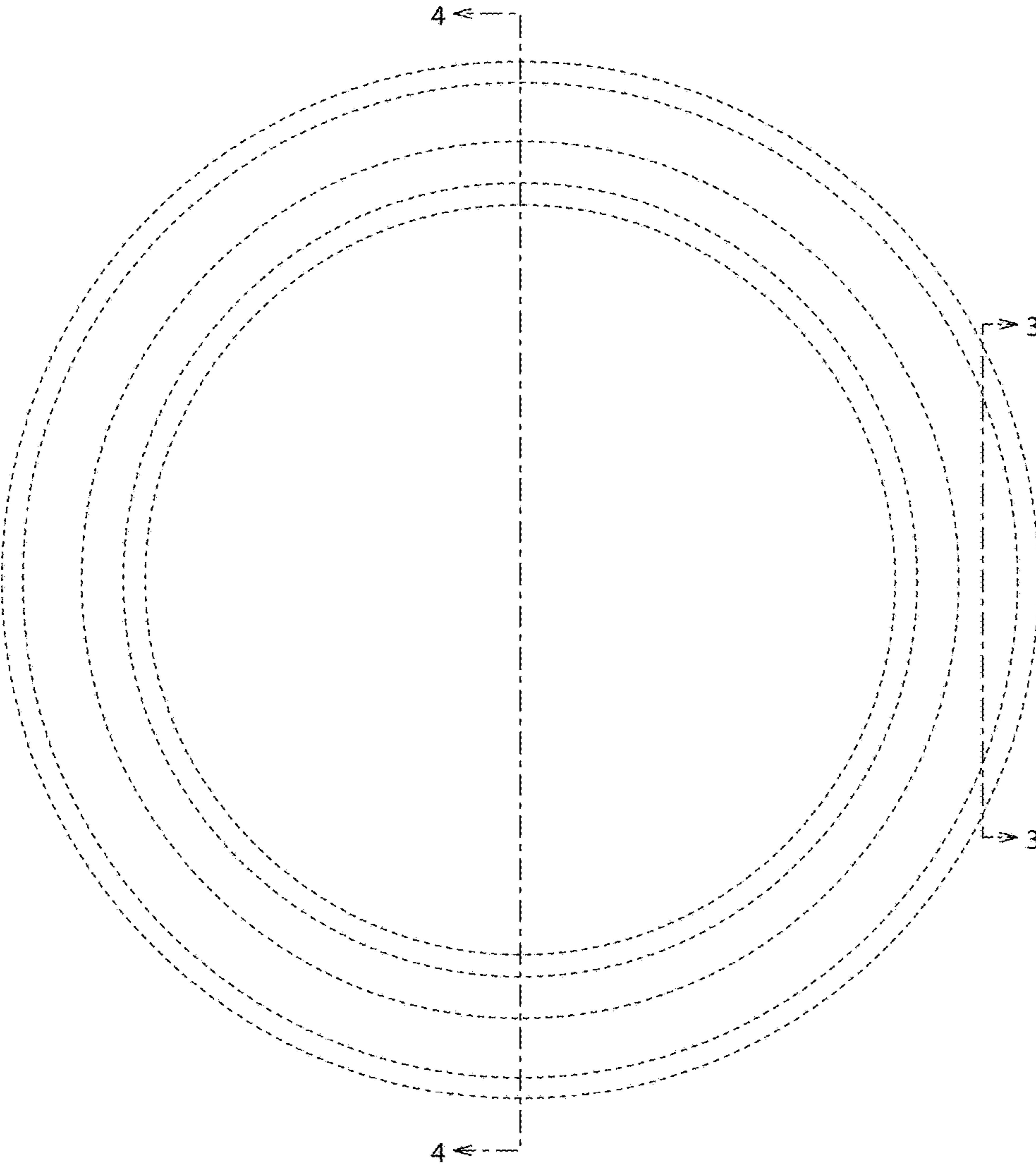


FIG. 3

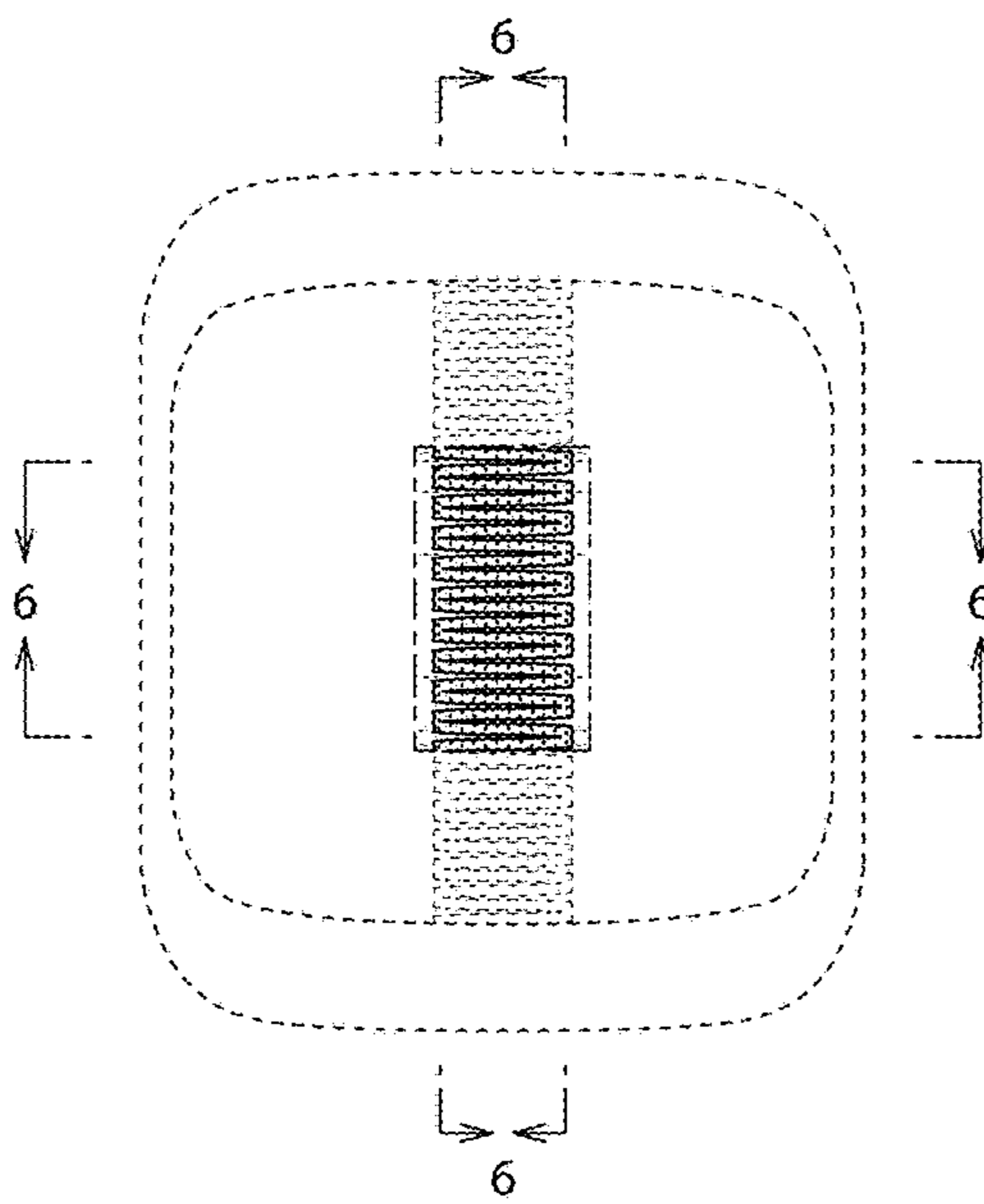


FIG. 4





FIG. 5




FIG. 6

