



US00D852121S

(12) **United States Design Patent**  
**Nakamura**

(10) **Patent No.:** **US D852,121 S**  
(45) **Date of Patent:** **\*\* Jun. 25, 2019**

- (54) **MOTORCYCLE TIRE**
- (71) Applicant: **BRIDGESTONE CORPORATION**,  
Chuo-ku, Tokyo (JP)
- (72) Inventor: **Takamitsu Nakamura**, Tokyo (JP)
- (73) Assignee: **BRIDGESTONE CORPORATION**,  
Chuo-ku, Tokyo (JP)

D503,672 S \* 4/2005 Cullinan ..... D12/534  
 D505,109 S \* 5/2005 Cullinan ..... D12/534  
 D554,043 S \* 10/2007 Chapman ..... D12/534

**FOREIGN PATENT DOCUMENTS**

JP 692062-1 S 4/1987  
 JP 1235645 S 4/2005  
 JP 1349417 S 1/2009  
 JP 1406524 S 1/2011

- (\*\*) Term: **15 Years**
- (21) Appl. No.: **29/649,560**
- (22) Filed: **May 31, 2018**

**OTHER PUBLICATIONS**

Japanese Design Patent Application No. 2017-026933 filed on Dec. 1, 2017 in the name of Takamitsu Nakamura.

\* cited by examiner

(30) **Foreign Application Priority Data**

Dec. 1, 2017 (JP) ..... 2017-026934

- (51) **LOC (11) Cl.** ..... **12-15**
- (52) **U.S. Cl.**  
USPC ..... **D12/535**

- (58) **Field of Classification Search**  
USPC ..... D12/533-567  
CPC ..... B60C 11/0306; B60C 11/0311; B60C  
2011/0339; B60C 2011/0341; B60C  
2011/0358; B60C 2011/0374; B60C  
2011/0381; B60C 2200/00; B60C  
2200/10  
See application file for complete search history.

(56) **References Cited**

**U.S. PATENT DOCUMENTS**

D287,955 S \* 1/1987 Hayakawa ..... D12/536  
 D291,874 S \* 9/1987 Hayakawa ..... D12/536  
 D292,197 S \* 10/1987 Funahara ..... D12/535  
 D294,924 S \* 3/1988 Kobayashi ..... D12/535  
 D337,291 S \* 7/1993 Hirose ..... D12/535  
 D452,202 S \* 12/2001 Toyozawa ..... D12/535

*Primary Examiner* — George D. Kirschbaum  
*Assistant Examiner* — Joseph J Kukella  
 (74) *Attorney, Agent, or Firm* — Kenja IP Law PC

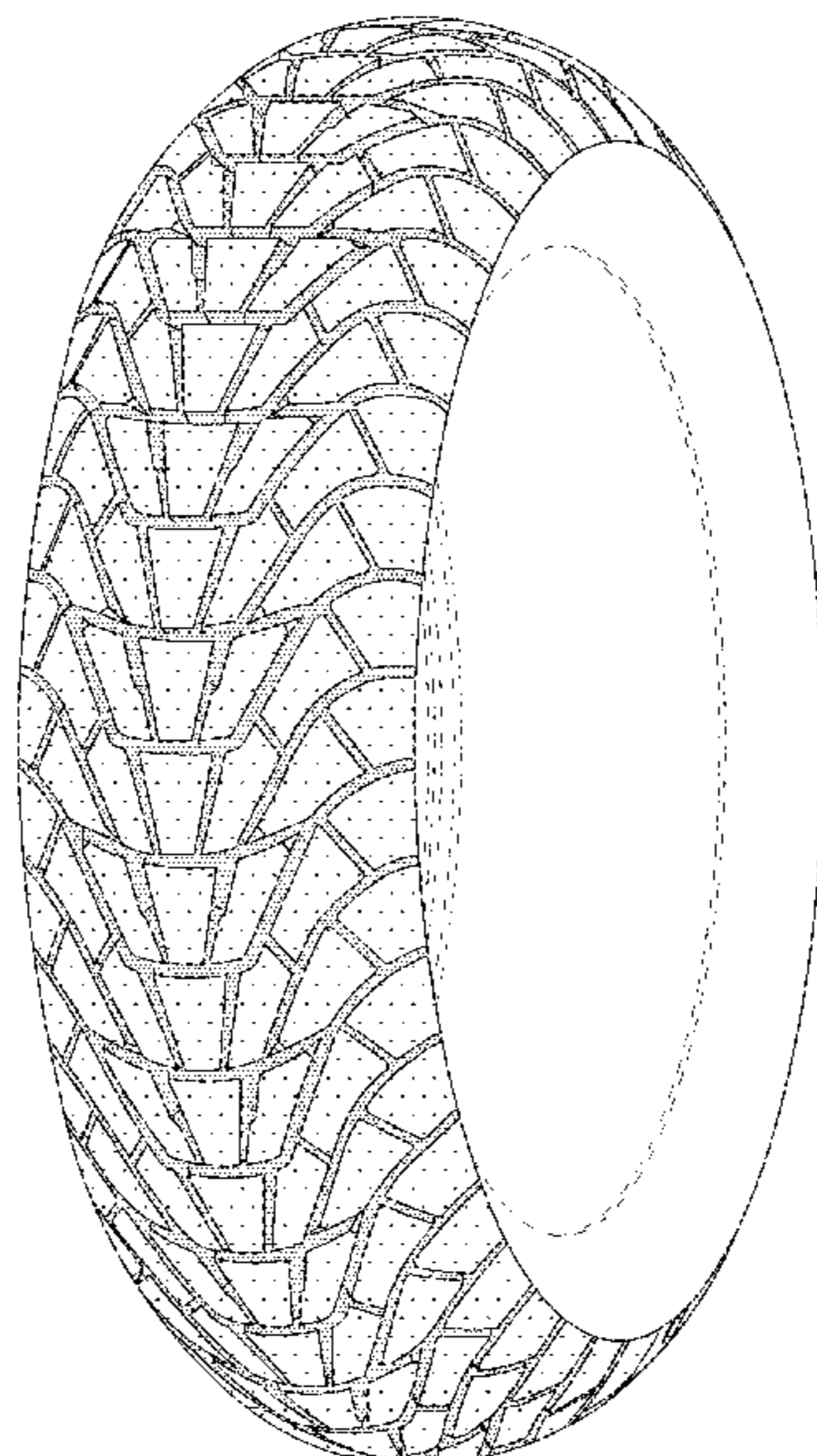
(57) **CLAIM**

The ornamental design for a motorcycle tire, as shown and described.

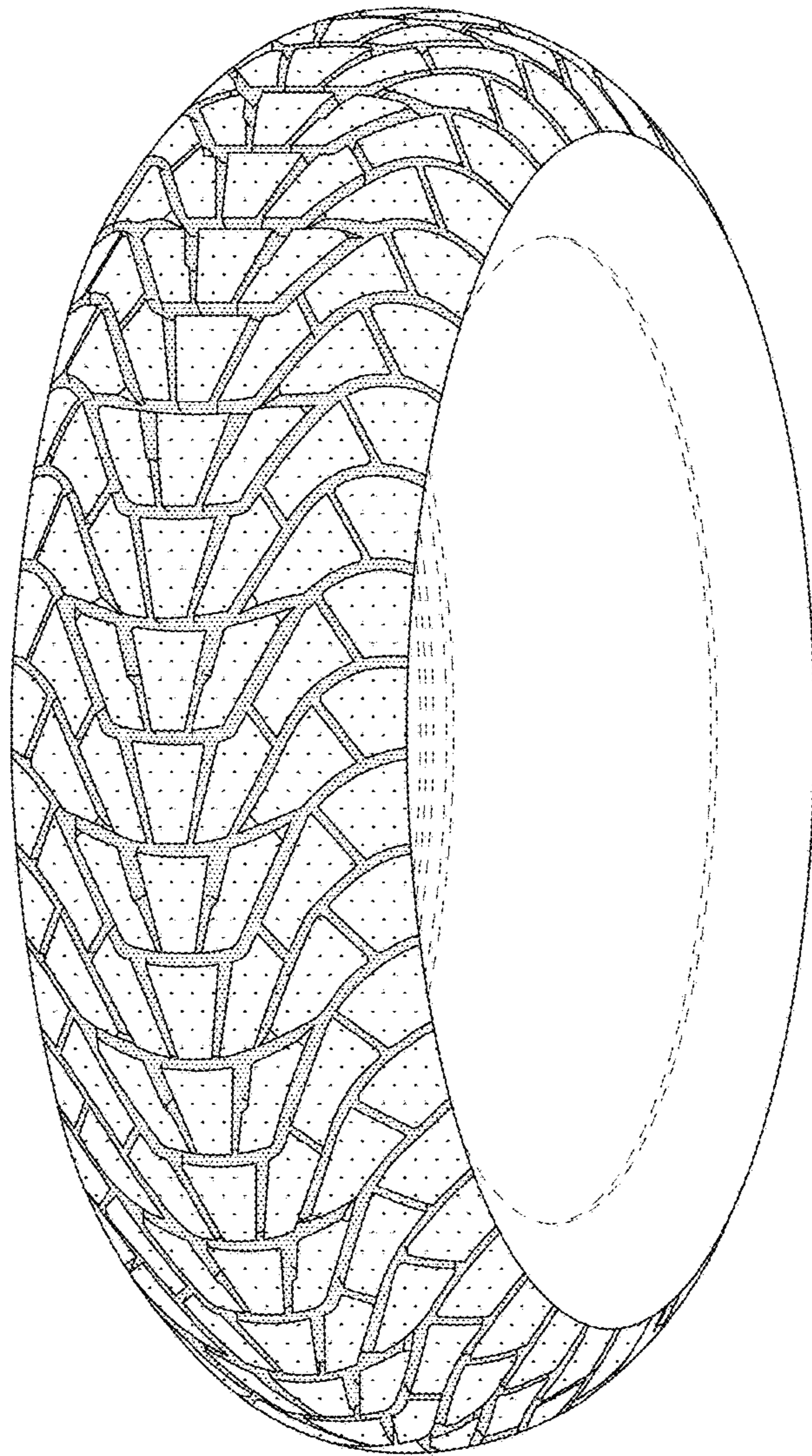
**DESCRIPTION**

FIG. 1 is a perspective view of a motorcycle tire showing my new design;  
 FIG. 2 is a front view thereof;  
 FIG. 3 is a right side view thereof;  
 FIG. 4 is a fragmentary enlarged front view; and,  
 FIG. 5 is an end view taken along line 5-5 in FIG. 4.  
 Broken lines shown in the drawings are intended to show portions of the motorcycle tire that are not being claimed, and thus illustrative purpose only and form no part of the claimed design. The light stippled surface shading represents the surface of the motorcycle tire, and the dark stippled surface shading represents the recessed portion of the tread grooves, having the depth as shown in FIG. 5.

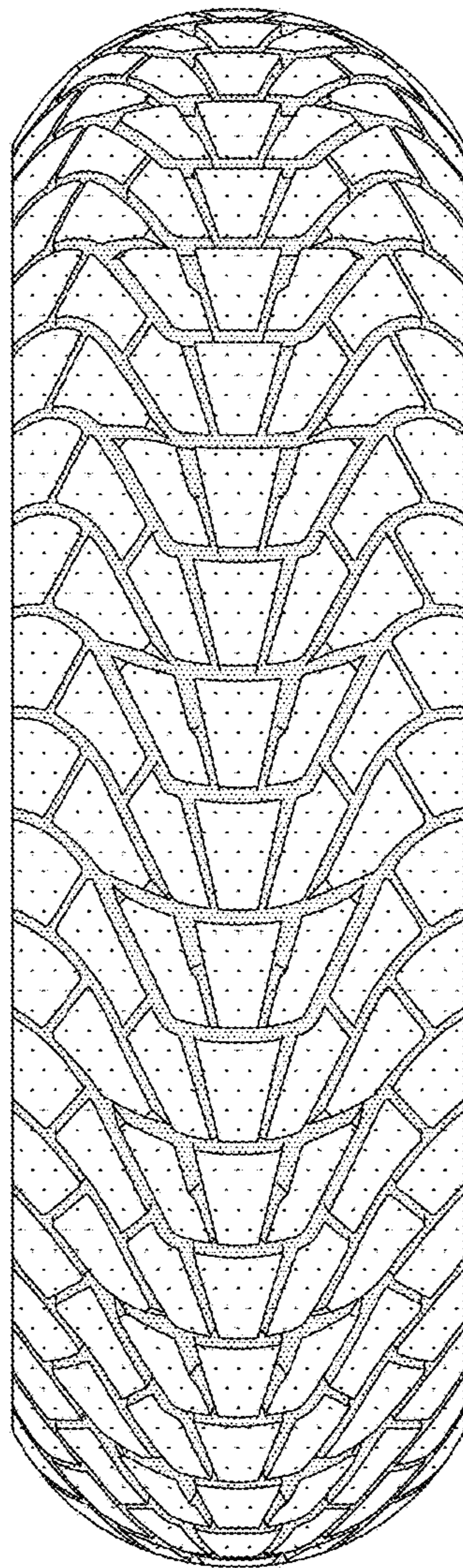
**1 Claim, 5 Drawing Sheets**




*FIG. 1*



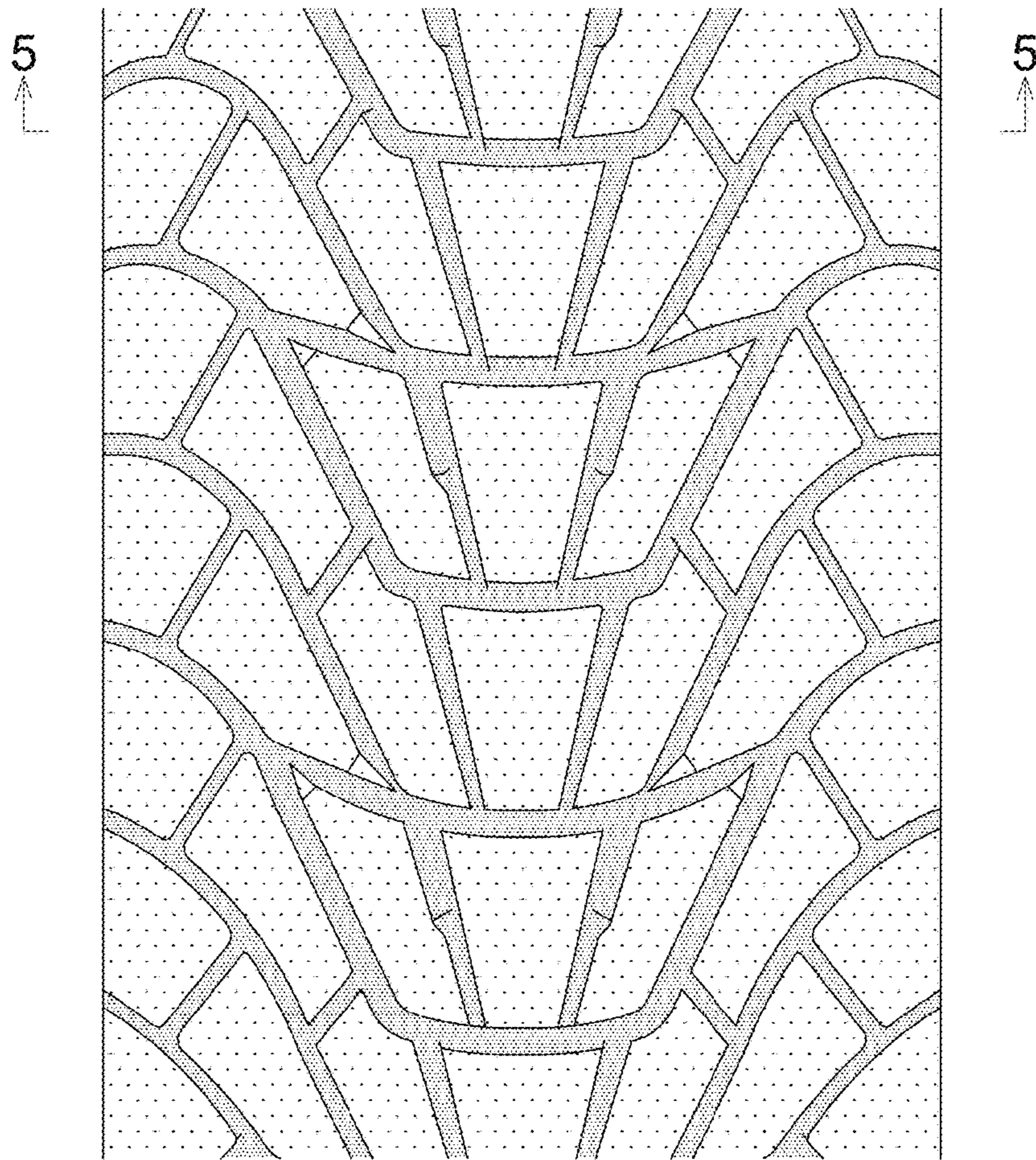
*FIG. 2*



*FIG. 3*



*FIG. 4*



*FIG. 5*

