



US00D852108S

(12) **United States Design Patent** (10) **Patent No.:** **US D852,108 S**
El-Oulhani (45) **Date of Patent:** **** Jun. 25, 2019**

(54) **WHEEL**

D363,912 S * 11/1995 Chung D12/209
D451,458 S * 12/2001 Sacco D12/209
D773,975 S * 12/2016 Ahn D12/209

(71) Applicant: **COMPAGNIE GENERALE DES
ETABLISSEMENTS MICHELIN,**
Clermont-Ferrand (FR)

* cited by examiner

(72) Inventor: **Mostapha El-Oulhani,**
Clermont-Ferrand (FR)

Primary Examiner — Sheryl Lane

Assistant Examiner — Calvin E Vansant

(73) Assignee: **Compagnie Generale Des
Etablissements Michelin** (FR)

(74) *Attorney, Agent, or Firm* — Dickinson Wright PLLC

(**) Term: **15 Years**

(57) **CLAIM**

(21) Appl. No.: **29/628,914**

The ornamental design for a wheel, as shown and described.

(22) Filed: **Dec. 8, 2017**

(30) **Foreign Application Priority Data**

DESCRIPTION

Jun. 9, 2017 (FR) 2017-2720

(51) **LOC (11) Cl.** **12-16**

(52) **U.S. Cl.**
USPC **D12/209**

(58) **Field of Classification Search**
USPC D12/204–213; D21/533, 561, 563
CPC B60B 7/00; B60B 7/02; B60B 7/04; B60B
7/06; B60B 3/02; B60B 3/04; B60B 3/06;
B60B 3/10; B60B 1/00; B60B 1/08;
B60B 1/10; B60B 1/12
See application file for complete search history.

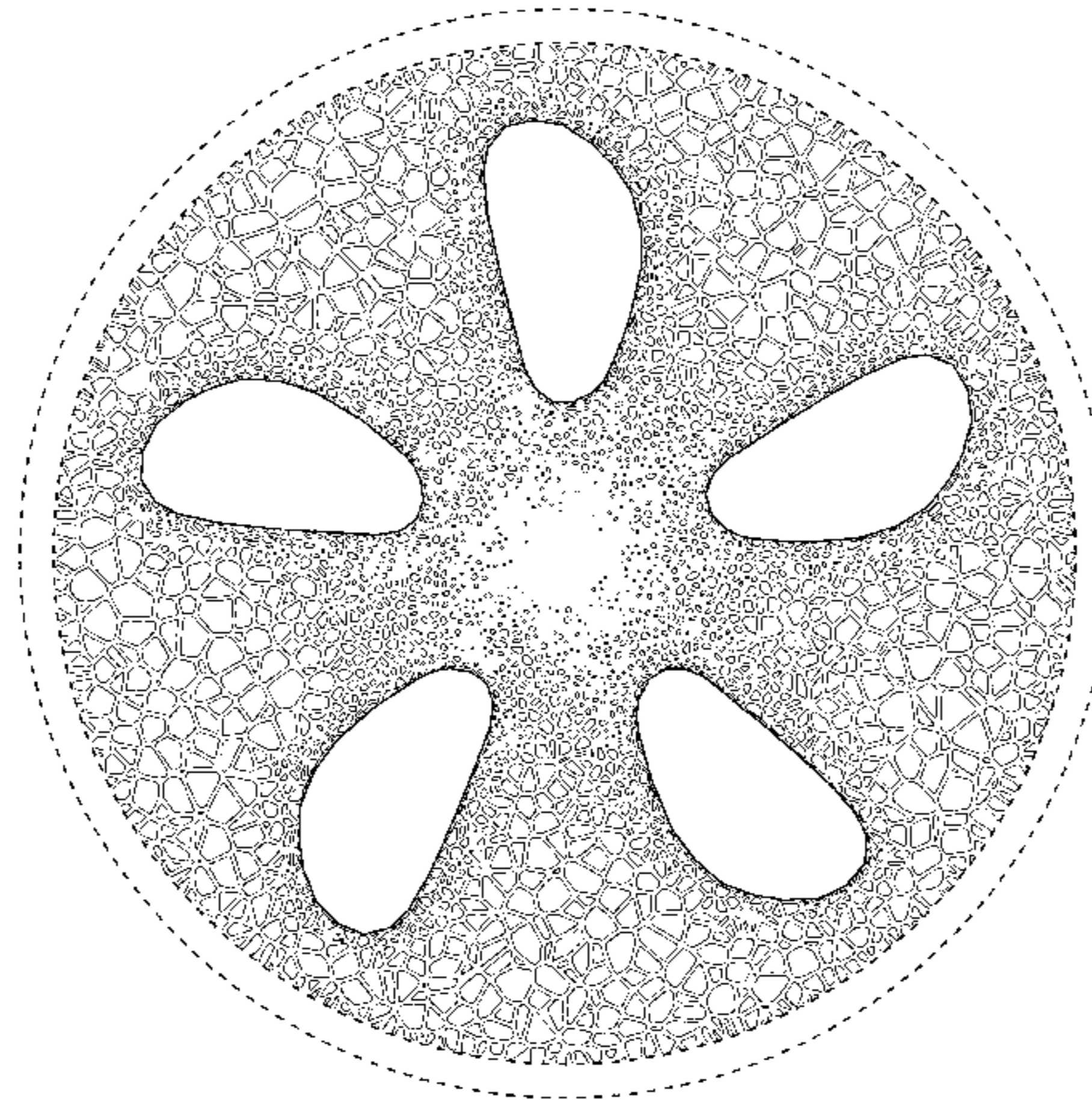
FIG. 1 is an enlarged, partial view of the wheel of my design, as indicated by the break lines;
FIG. 2 is a front elevation view of the wheel of my design;
FIG. 3 is a perspective view of the wheel of my design;
FIG. 4 is a side elevation view of the wheel of my design; and,
FIG. 5 is a side elevation view of the wheel of my design, taken from the side opposite that shown in FIG. 4.
In the drawings, the dashed broken lines depict portions of the wheel that form no part of the claim. The thinner dotted lines in FIG. 1, which form no part of the claim, represent the boundary of the enlarged portion of FIG. 4 that is shown in FIG. 1.

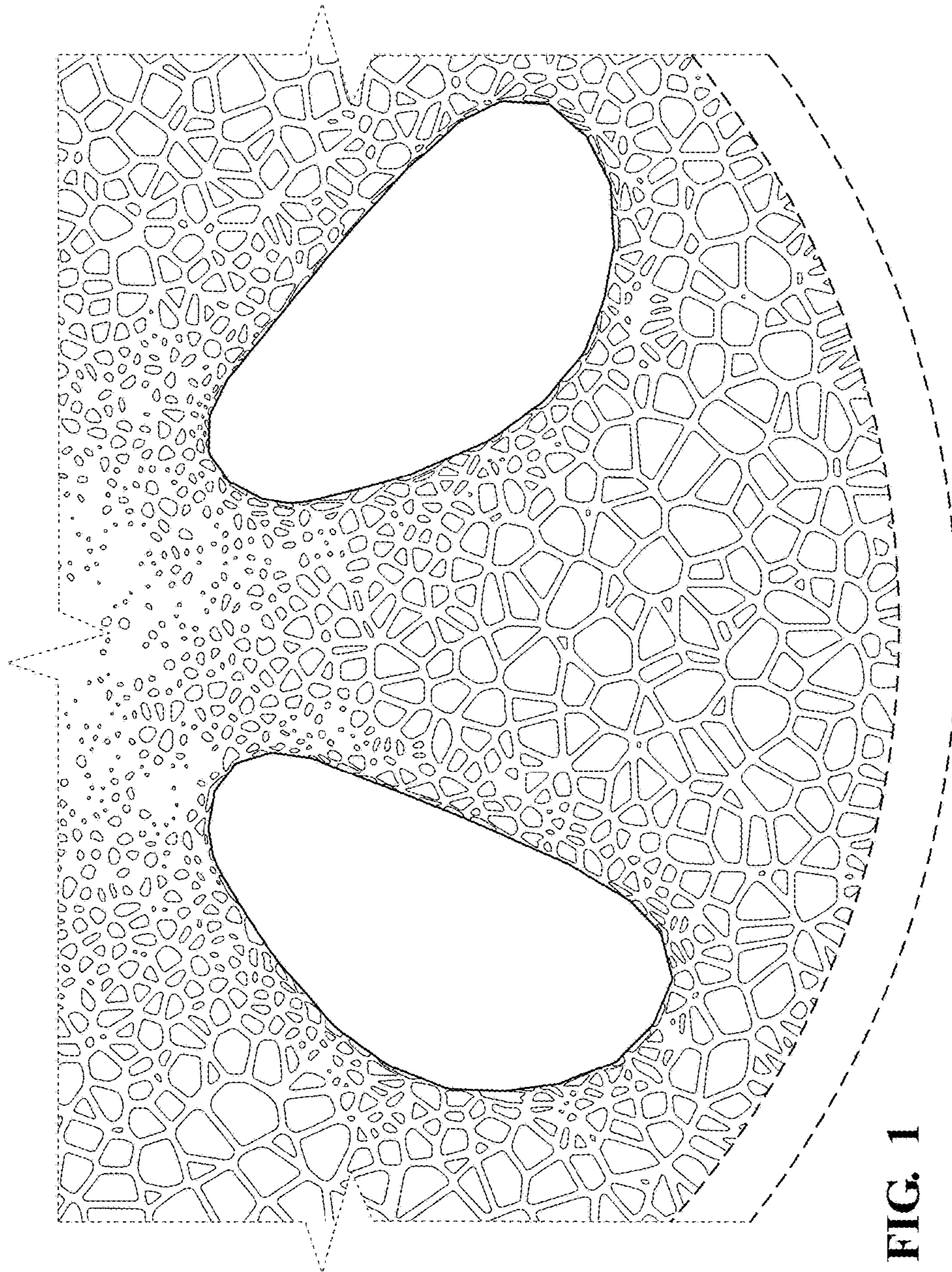
(56) **References Cited**

U.S. PATENT DOCUMENTS

D34,108 S * 2/1901 Brayton D12/206
D190,117 S * 4/1961 Palotsee D12/206
D351,581 S * 10/1994 Chung D12/209

1 Claim, 5 Drawing Sheets








FIG. 2

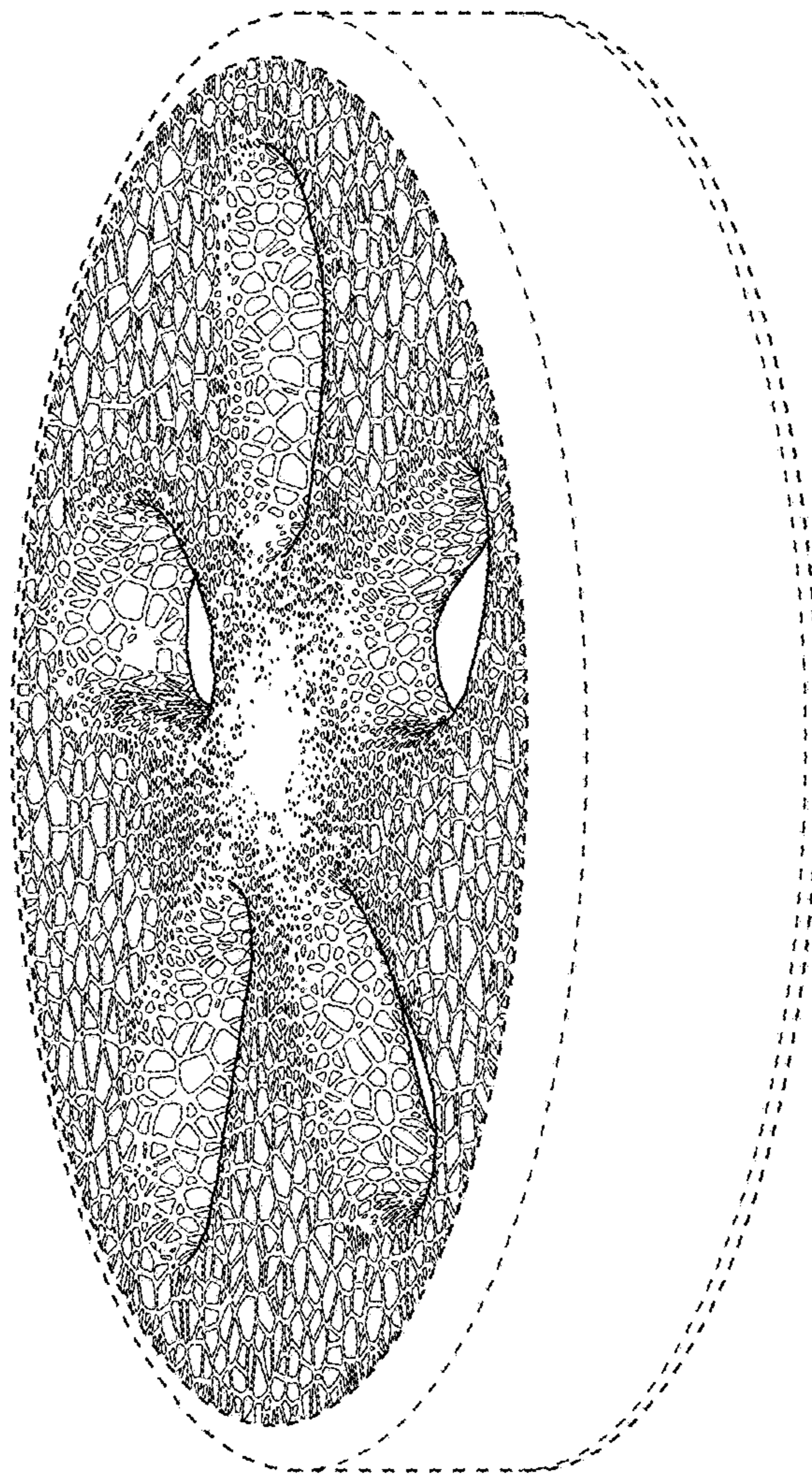


FIG. 3

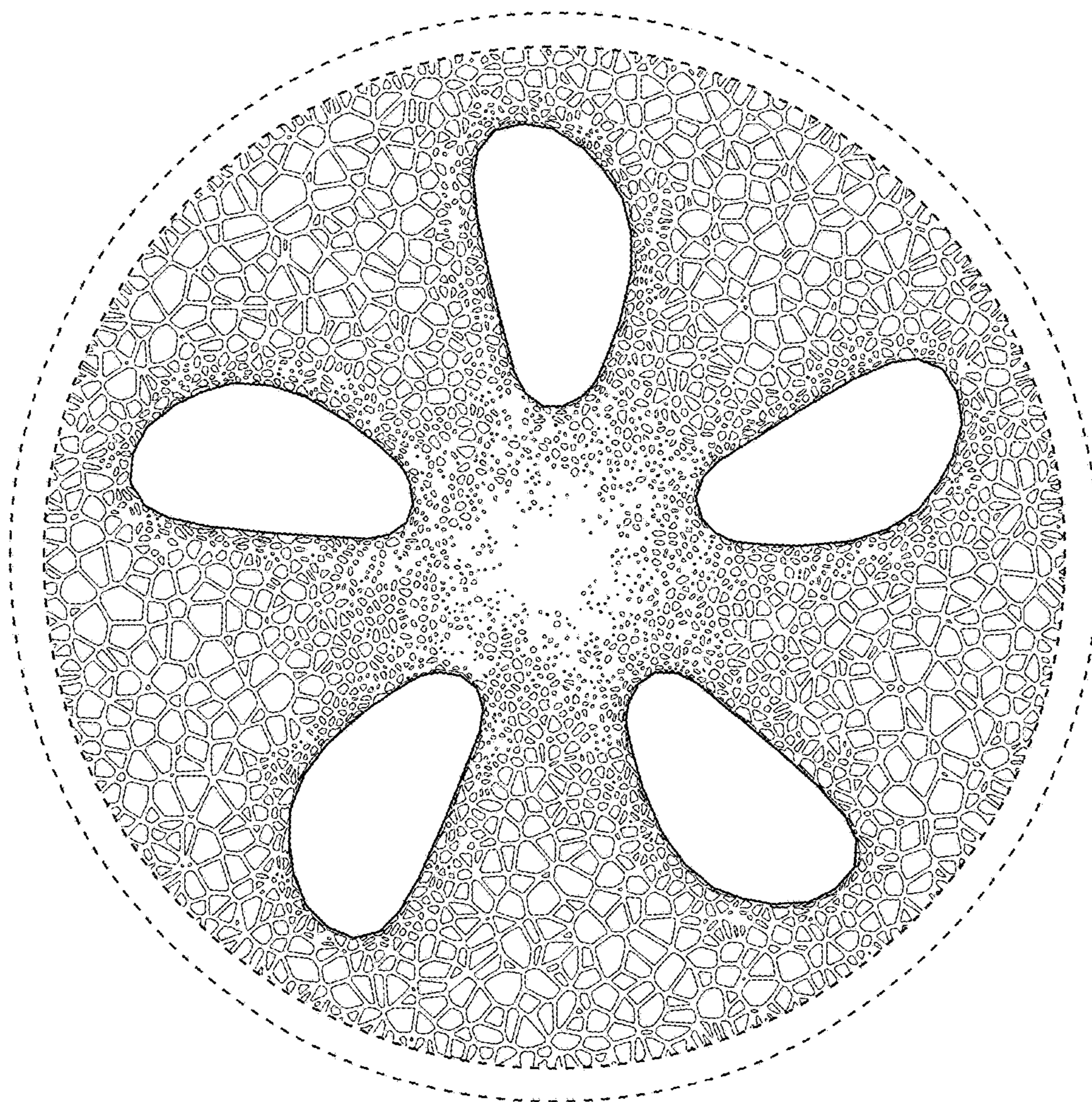


FIG. 4

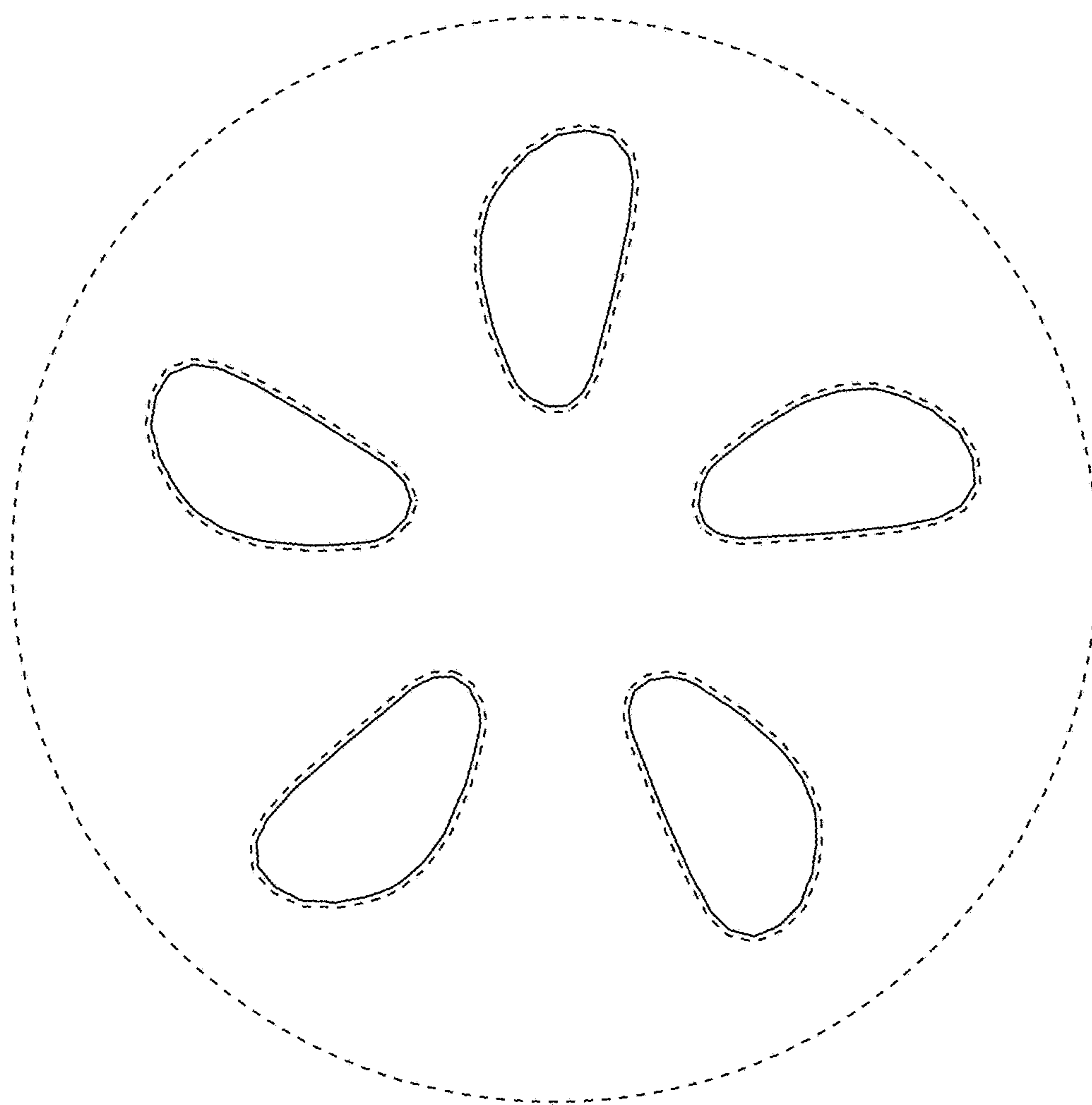


FIG. 5