



US00D852106S

(12) **United States Design Patent** (10) **Patent No.:** **US D852,106 S**
Alesi et al. (45) **Date of Patent:** **** Jun. 25, 2019**

(54) **VEHICLE FLOOR MAT**
(71) Applicant: **Custom Accessories, Inc.**, Richmond, IL (US)
(72) Inventors: **Vincent Alesi**, Kildeer, IL (US); **Anthony Ferenzi**, Plainfield, IL (US)
(73) Assignee: **CUSTOM ACCESSORIES, INC.**, Richmond, IL (US)
(**) Term: **15 Years**
(21) Appl. No.: **29/646,088**
(22) Filed: **May 1, 2018**
(51) **LOC (11) Cl.** **12-16**
(52) **U.S. Cl.**
USPC **D12/203**
(58) **Field of Classification Search**
USPC D12/203, 221; D6/582-586, 592-594
CPC B60R 13/01; B60N 3/044; B60N 3/04
See application file for complete search history.

D569,318 S 5/2008 Kraines
D604,219 S 11/2009 Lu
D619,405 S * 7/2010 Vainshtein D6/582
D651,149 S * 12/2011 Stimel, Jr. D12/203
(Continued)

OTHER PUBLICATIONS

Armor All Floor Shield™, All Season Protection, 4-Piece, Traps Dirt, Snow & Water, Trim to Fit Any Vehicle, Carpet Claw™ Technology; on sale as early as Mar. 15, 2016.

(Continued)

Primary Examiner — Michelle E. Wilson
Assistant Examiner — Clese Moore, Jr.
(74) *Attorney, Agent, or Firm* — Patzik, Frank & Samotny Ltd.

(57) **CLAIM**

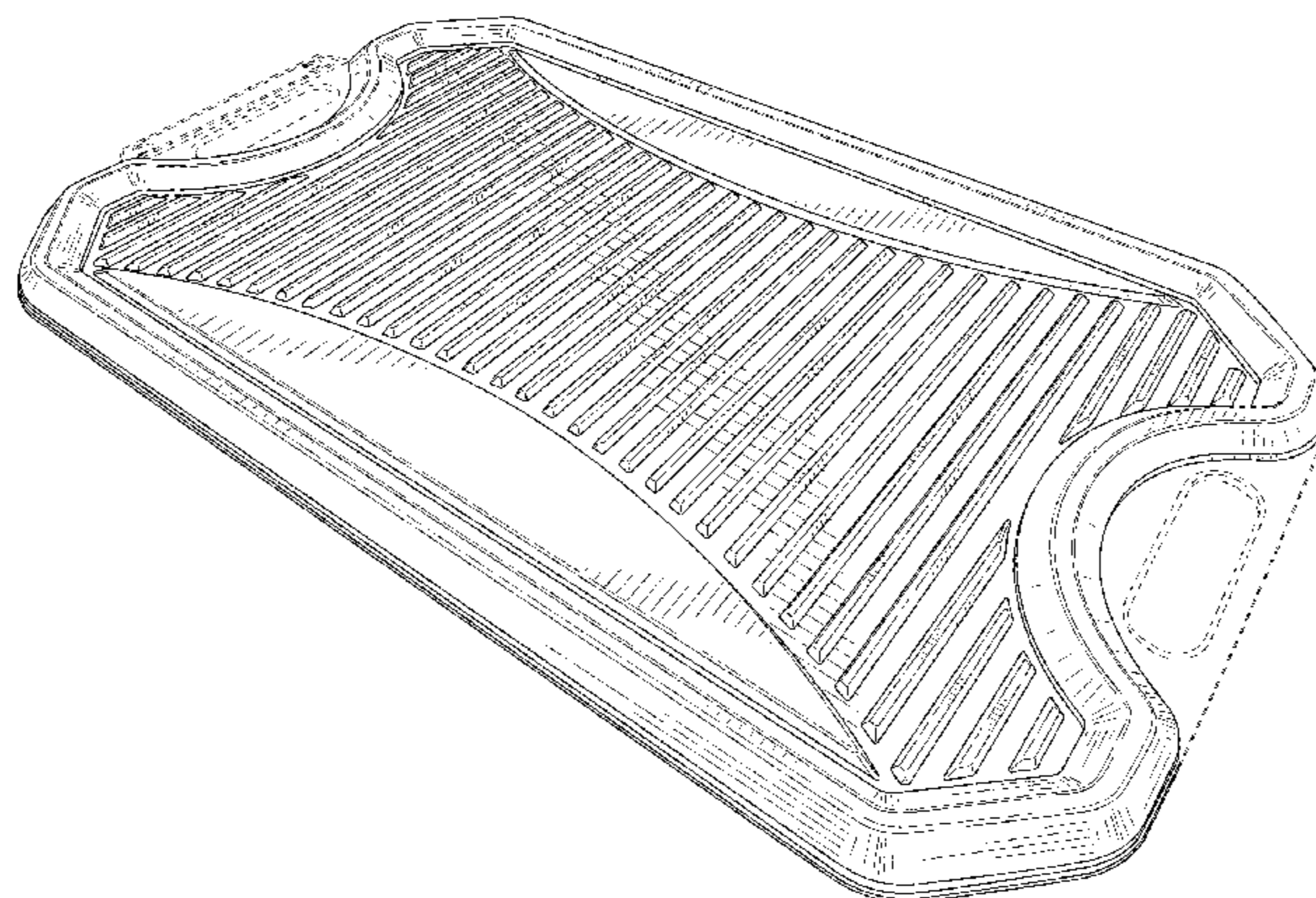
The ornamental design for a vehicle floor mat, as shown and described.

DESCRIPTION

FIG. 1 is a front perspective view of the vehicle floor mat of the present invention;
FIG. 2 is a top plan view of the vehicle floor mat of the present invention;
FIG. 3 is a bottom plan view of the vehicle floor mat of the present invention;
FIG. 4 is a front elevation view of the vehicle floor mat of the present invention;
FIG. 5 is a rear elevation view of the vehicle floor mat of the present invention;
FIG. 6 is a left side elevation view of the vehicle floor mat of the present invention; and,
FIG. 7 is a right side elevation view of the vehicle floor mat of the present invention.
The broken lines depict portions of the article that form no part of the claimed design.

1 Claim, 5 Drawing Sheets

(56) **References Cited**
U.S. PATENT DOCUMENTS
5,083,827 A * 1/1992 Hollenbaugh, Sr. B60R 13/01
220/4.08
D429,204 S 8/2000 Lu
D432,478 S 10/2000 Lu
D450,025 S 11/2001 Lu
D454,321 S 3/2002 Lu
D485,110 S 1/2004 Theorin
D508,670 S * 8/2005 Hussaini D12/203
D509,174 S 9/2005 Hussaini
D509,781 S 9/2005 Hussaini et al.
D510,553 S 10/2005 Hussaini et al.
D512,358 S * 12/2005 Hussaini D12/203
D514,493 S 2/2006 MacNeil
D522,428 S 6/2006 MacNeil
D536,290 S * 2/2007 Yeh D12/203
D550,137 S * 9/2007 Kraines D12/203
D555,563 S * 11/2007 Iacovelli D12/203



(56)

References Cited

U.S. PATENT DOCUMENTS

D697,857 S 1/2014 Kingsbury
 D703,976 S 5/2014 Mauro
 8,778,480 B2 7/2014 Bouchard et al.
 D721,073 S * 1/2015 Alesi D14/253
 D733,392 S * 7/2015 Link D2/642
 D758,760 S 6/2016 Mauro
 D766,798 S 9/2016 Lu
 D777,637 S * 1/2017 Gross D12/203
 D793,317 S 8/2017 Alesi et al.
 D793,933 S 8/2017 Alesi et al.
 D793,934 S 8/2017 Alesi et al.
 D793,935 S 8/2017 Alesi et al.
 D793,936 S 8/2017 Alesi et al.
 D795,773 S * 8/2017 Lu D12/203
 D798,210 S * 9/2017 Ying D12/203
 D800,041 S 10/2017 Alesi et al.
 D800,042 S 10/2017 Alesi et al.
 D800,043 S 10/2017 Alesi et al.

D800,623 S 10/2017 Alesi et al.
 D800,624 S 10/2017 Alesi et al.
 D804,385 S * 12/2017 MacNeil D12/203
 D805,450 S 12/2017 Alesi et al.
 D805,452 S 12/2017 Alesi et al.
 D805,453 S 12/2017 Alesi et al.
 D813,776 S * 3/2018 Jaimes D12/203
 D816,007 S * 4/2018 Lu D12/203
 D820,756 S 6/2018 Alesi et al.
 D832,172 S * 10/2018 Durr D12/203

OTHER PUBLICATIONS

Husky Liners X-Act Contour Floor Liners; Realtruck; <https://www.realtruck.com/husky-liners-x-act-contour-floor-liners/>.
 Vincent Alesi, et al., co-pending U.S. Appl. No. 29/610,540, filed Jul. 13, 2017, entitled "Vehicle Floor Mat," and having a common inventor and assignee in the present application.

* cited by examiner

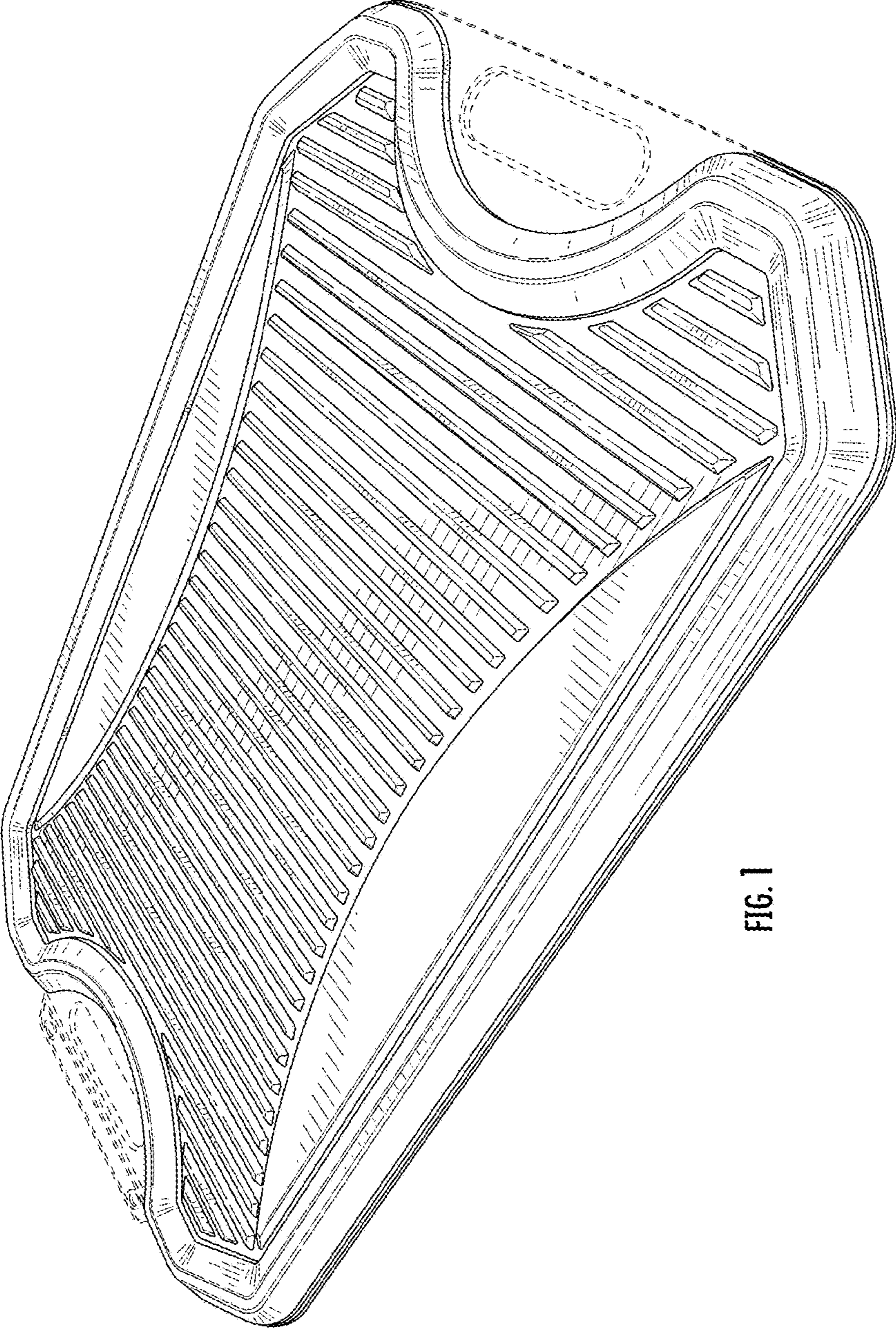


FIG. 1

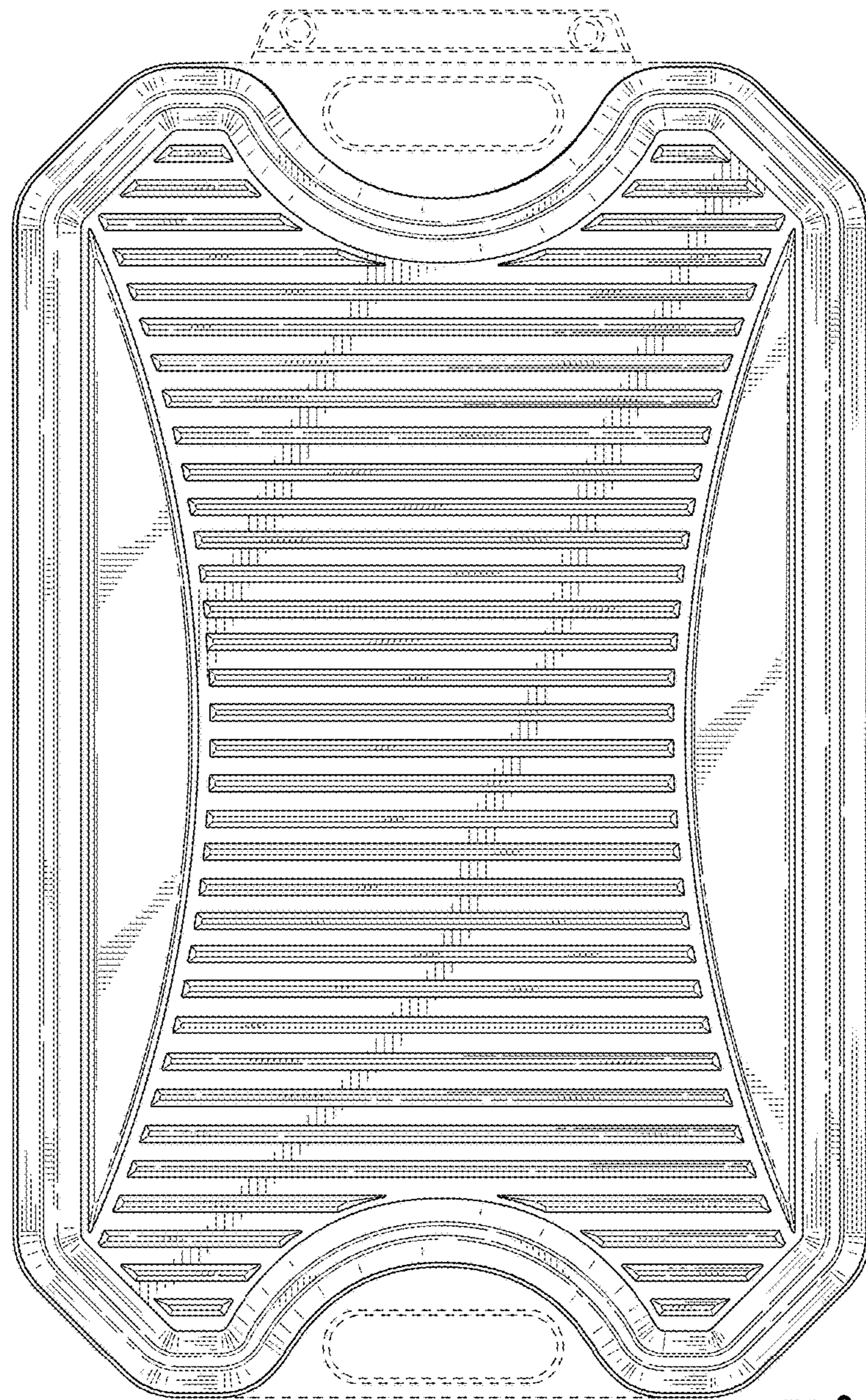


FIG. 2




FIG. 3




FIG. 4

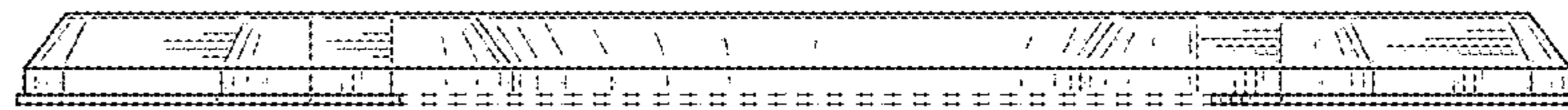


FIG. 5




FIG. 6

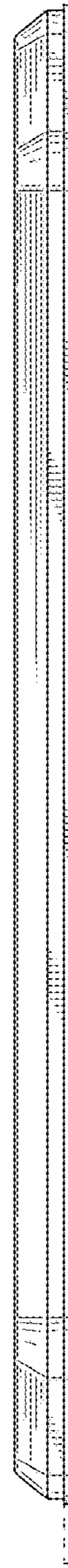


FIG. 7