



US00D852105S

(12) **United States Design Patent**  
**Chan et al.**

(10) **Patent No.:** **US D852,105 S**  
(45) **Date of Patent:** **\*\* Jun. 25, 2019**

(54) **ROOF FOR A VEHICLE**

(71) Applicant: **Jaguar Land Rover Limited**, Whitley,  
Coventry (GB)

(72) Inventors: **Alex Chan**, Coventry (GB); **Paven Patel**, Coventry (GB)

(73) Assignee: **Jaguar Land Rover Limited**, Whitley,  
Coventry (GB)

(\*\*) Term: **15 Years**

(21) Appl. No.: **29/629,471**

(22) Filed: **Dec. 13, 2017**

(30) **Foreign Application Priority Data**

Jun. 15, 2017 (EM) ..... 004048908

(51) **LOC (11) Cl.** ..... **12-16**

(52) **U.S. Cl.**  
USPC ..... **D12/196**

(58) **Field of Classification Search**  
USPC ..... D12/401, 402, 403, 404, 405  
CPC ..... B60K 16/00; B60J 7/08; B60J 7/22; B60J  
7/1265; B60J 10/10; B60J 10/273; B32B  
37/04

See application file for complete search history.

(56) **References Cited**

**U.S. PATENT DOCUMENTS**

6,715,818 B2 \* 4/2004 Raisch ..... B60J 10/273  
296/107.04  
7,798,555 B2 \* 9/2010 Zehnder ..... B60J 7/1265  
296/107.01  
D675,601 S \* 2/2013 Huet ..... D14/230  
9,242,536 B2 \* 1/2016 Rikkert ..... B60J 7/22

9,597,956 B2 \* 3/2017 Inaba ..... H01L 31/048  
D803,141 S \* 11/2017 Peat ..... D12/401  
10,071,773 B2 \* 9/2018 Williams ..... B62D 25/06

\* cited by examiner

*Primary Examiner* — Susan Bennett Hattan

*Assistant Examiner* — Suzanne E Tisdell

(74) *Attorney, Agent, or Firm* — Wood Herron & Evans  
LLP

(57) **CLAIM**

The ornamental design for a roof for a vehicle, as shown and described.

**DESCRIPTION**

FIG. 1 is a front right perspective view of a roof for a vehicle according to the present invention.

FIG. 2 is a rear left perspective view of the roof shown in FIG. 1.

FIG. 3 is a rear right bottom perspective view thereof.

FIG. 4 is a front right bottom view thereof.

FIG. 5 is a front view thereof.

FIG. 6 is a rear view thereof.

FIG. 7 is a left top side view thereof.

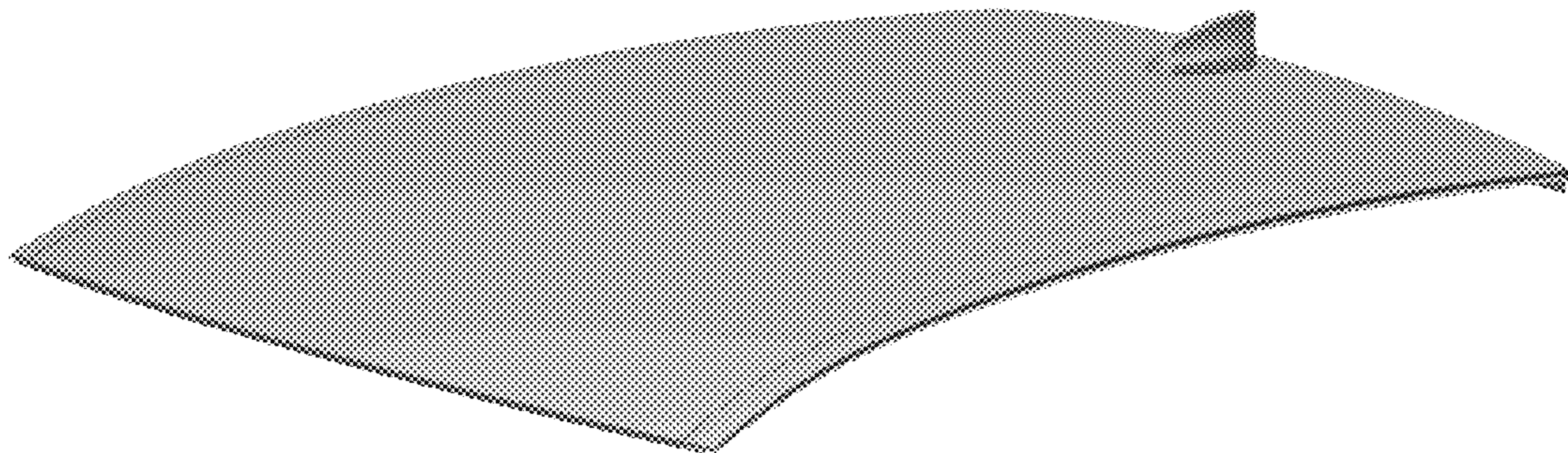
FIG. 8 is a right top side view thereof.

FIG. 9 is a top view thereof.

FIG. 10 is a bottom view thereof; and,

FIG. 11 is a top view of the roof shown in FIGS. 1-10, with the roof mounted on a vehicle, and the rest of the vehicle shown in de-emphasized and half-tone portions so as to illustrate environmental structure. These portions form no part of the claimed invention. More particularly, in FIG. 11, the inventive roof is shown within the broken line, and the elements shown outside the broken line form no part of the claimed invention, but are instead included to show environmental aspects thereof.

**1 Claim, 9 Drawing Sheets**



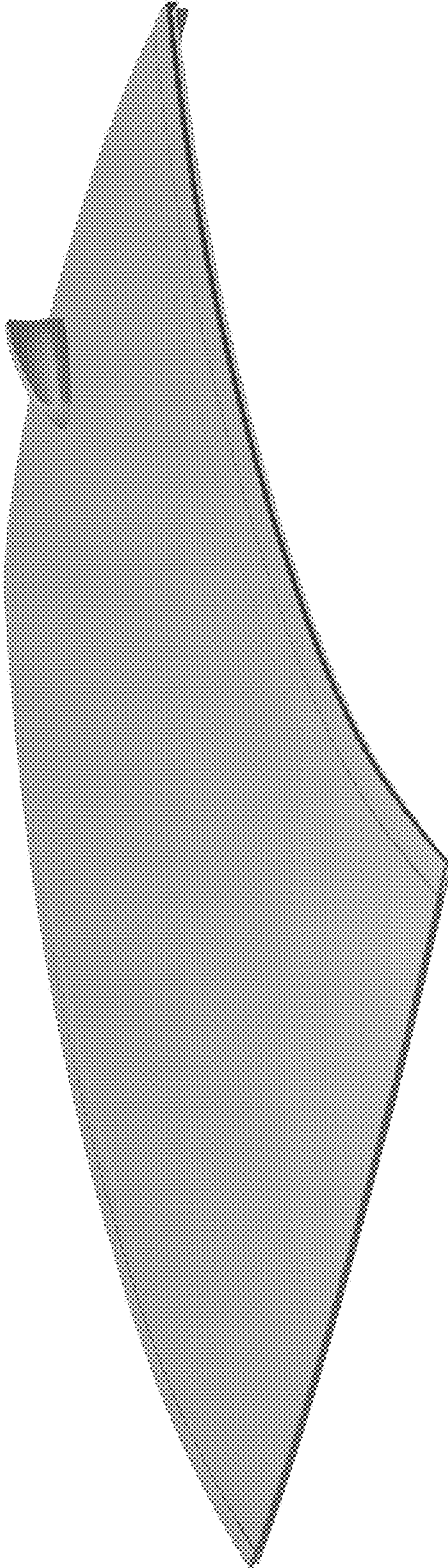


FIG. 1

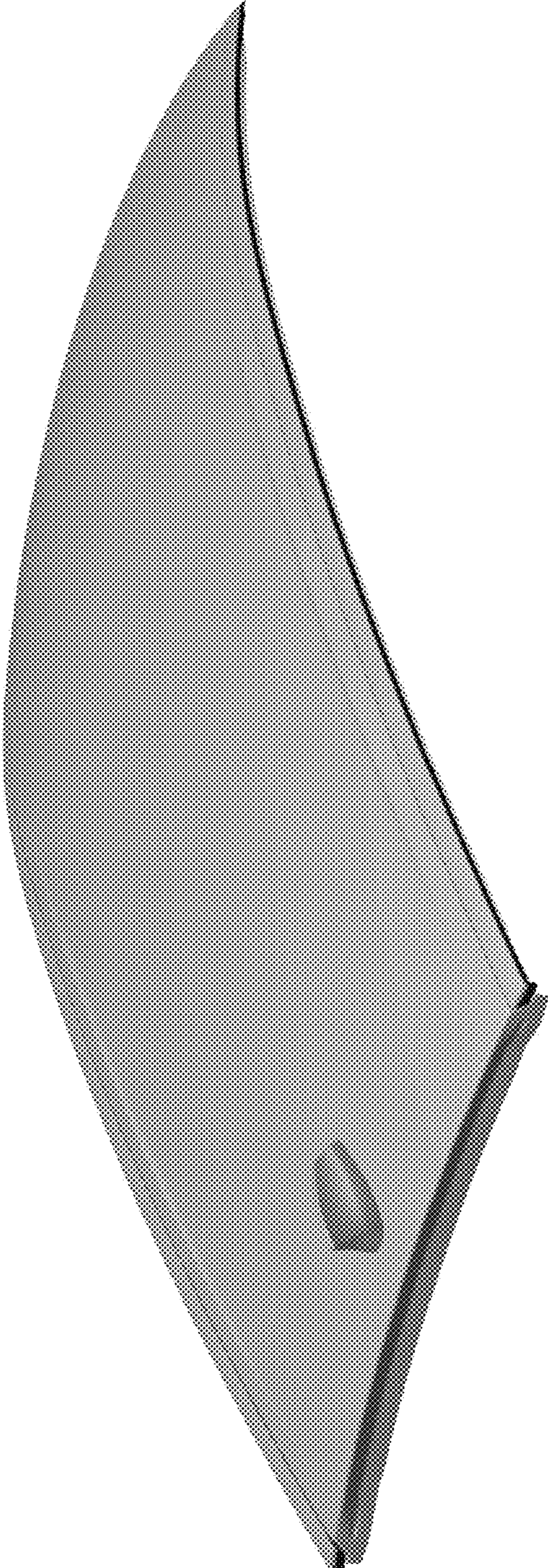


FIG. 2




FIG. 3

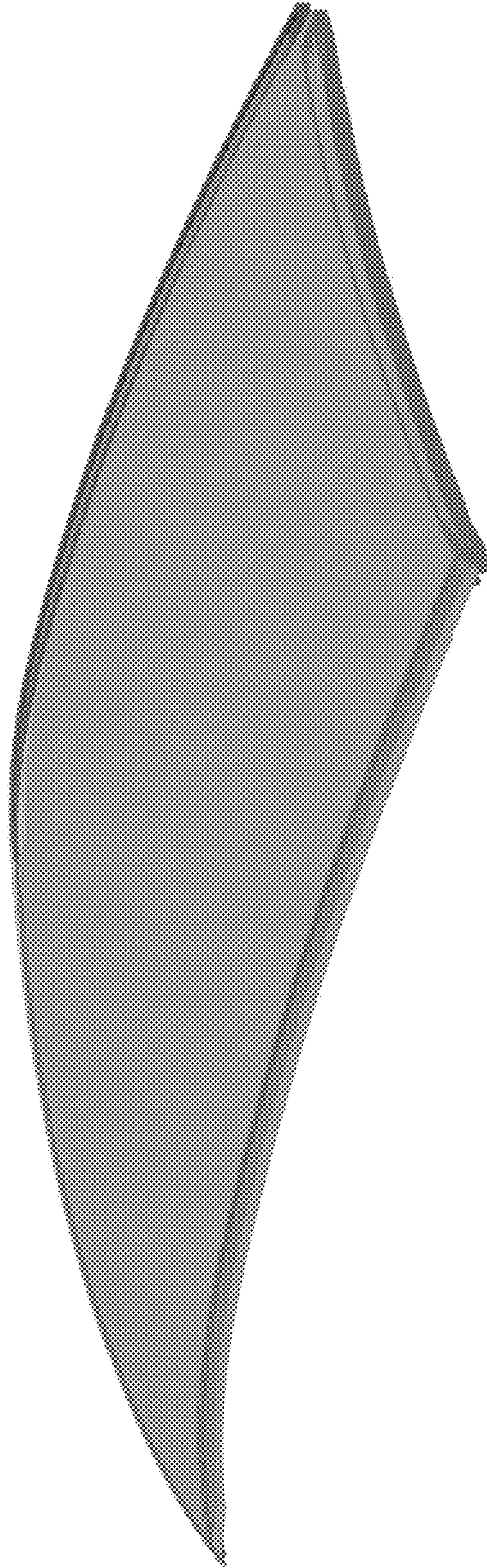


FIG. 4




FIG. 5




FIG. 6




FIG. 7

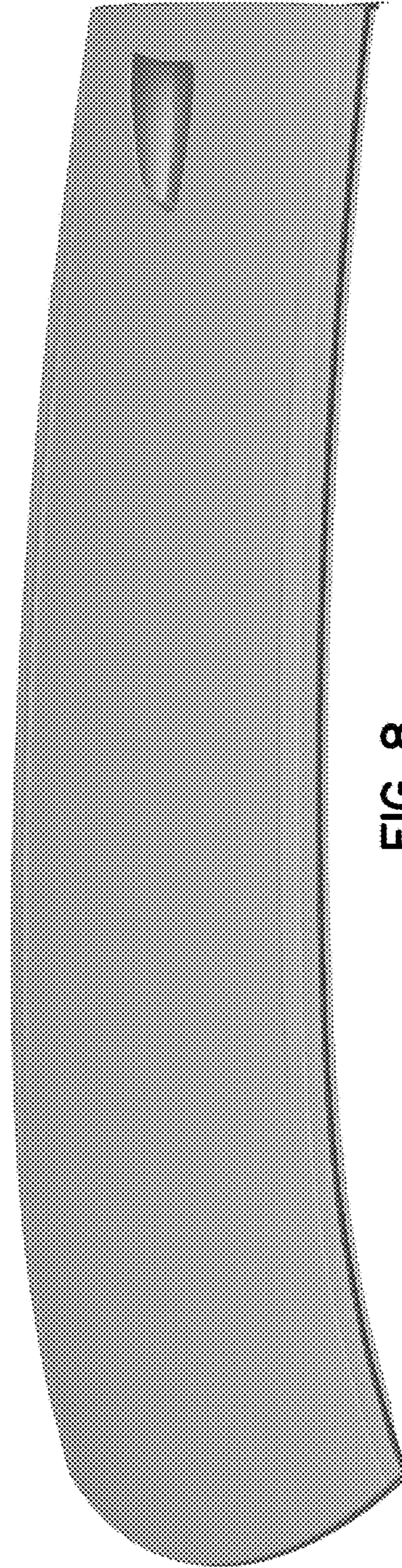


FIG. 8




FIG. 9






FIG. 10



FIG. 11