



US00D852102S

(12) **United States Design Patent**
Webber et al.

(10) **Patent No.:** **US D852,102 S**

(45) **Date of Patent:** **** Jun. 25, 2019**

(54) **DOOR CASING**

(71) Applicant: **Jaguar Land Rover Limited**, Whitley,
Coventry (GB)

(72) Inventors: **Andy Webber**, Coventry (GB); **Chloe Nunn**, Coventry (GB)

(73) Assignee: **Jaguar Land Rover Limited**, Whitley,
Coventry (GB)

(**) Term: **15 Years**

(21) Appl. No.: **29/625,075**

(22) Filed: **Nov. 7, 2017**

(30) **Foreign Application Priority Data**

May 11, 2017 (EM) 003997071

(51) **LOC (11) Cl.** **12-08**

(52) **U.S. Cl.**
USPC **D12/195**

(58) **Field of Classification Search**
USPC D12/195, 193, 414, 190, 196; D15/17,
D15/28; D10/46, 98, 102-103;
D8/302-303

CPC B60J 5/04
See application file for complete search history.

(56) **References Cited**

U.S. PATENT DOCUMENTS

D784,882 S * 4/2017 Lee D12/195
D801,899 S * 11/2017 Watkin D12/195

D807,267 S * 1/2018 Higashimori D12/195
D814,374 S * 4/2018 Patterson D12/195
D816,571 S * 5/2018 Wiedeman D12/195
D816,572 S * 5/2018 Ma D12/195
D816,573 S * 5/2018 Ma D12/195
D819,534 S * 6/2018 Buffery D12/195
D820,754 S * 6/2018 Buffery D12/195
D823,208 S * 7/2018 Boyes D12/195
D823,760 S * 7/2018 Sato D12/195
D831,552 S * 10/2018 Watkin D12/195

* cited by examiner

Primary Examiner — Katrina A Betton

(74) *Attorney, Agent, or Firm* — Wood Herron & Evans
LLP

(57) **CLAIM**

The ornamental design for a door casing, as shown and
described.

DESCRIPTION

FIG. 1 is a front left perspective view of a door casing for
a vehicle according to the present invention.

FIG. 2 is a front right perspective view of the door casing
shown in FIG. 1.

FIG. 3 is a rear left perspective view thereof.

FIG. 4 is a rear right perspective view thereof.

FIG. 5 is a front view thereof.

FIG. 6 is a rear view thereof.


FIG. 7 is a left side view thereof.

FIG. 8 is a right side view thereof.

FIG. 9 is a top view thereof; and,

FIG. 10 is a bottom view thereof.

1 Claim, 8 Drawing Sheets



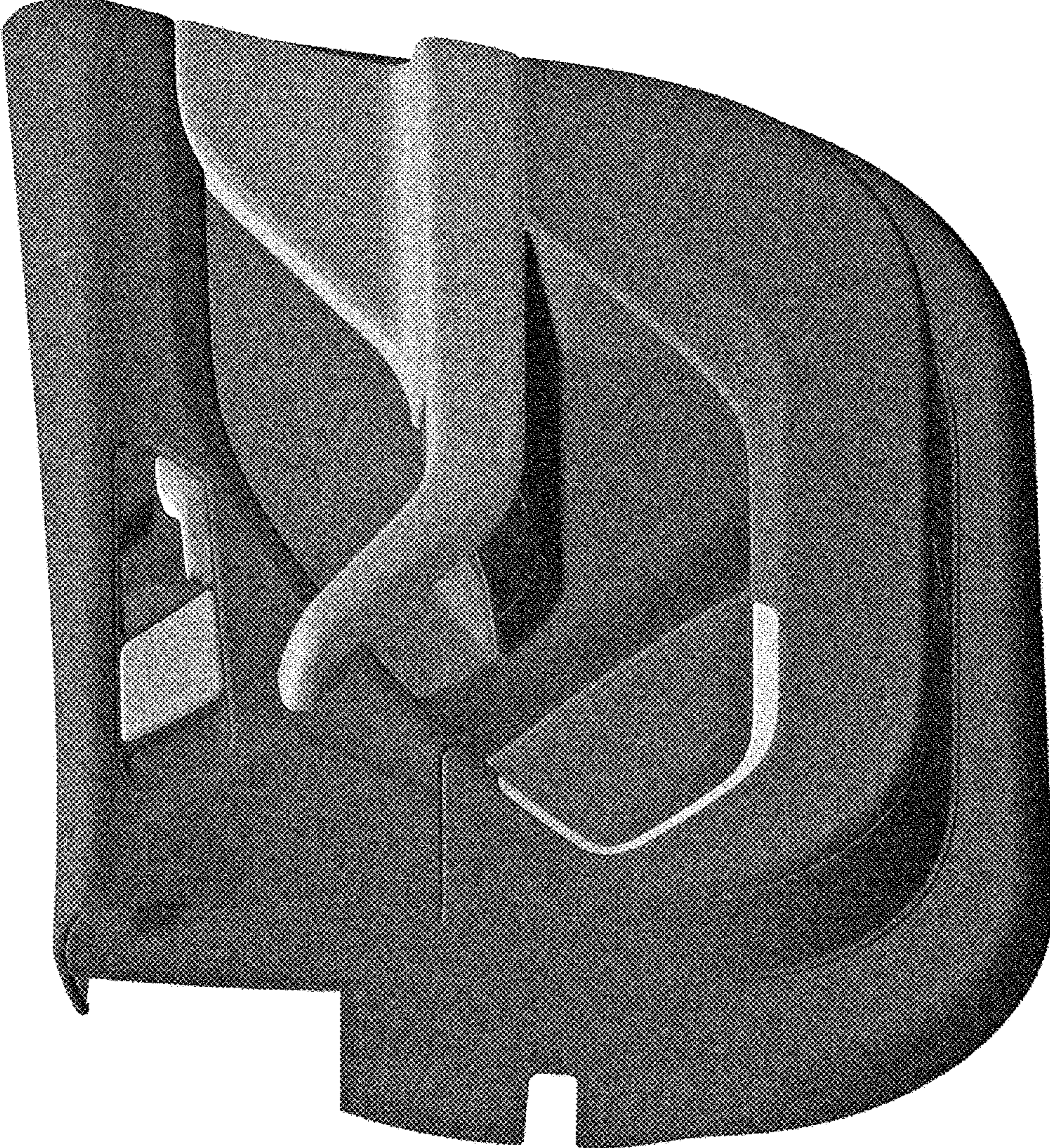


FIG. 1




FIG. 2




FIG. 3




FIG. 4




FIG. 5




FIG. 6




FIG. 7




FIG. 8




FIG. 9




FIG. 10