



US00D852097S

(12) **United States Design Patent** (10) **Patent No.:** **US D852,097 S**  
**Scott et al.** (45) **Date of Patent:** **\*\* Jun. 25, 2019**

(54) **GRILLE**

(56) **References Cited**

(71) Applicants: **Everard J Scott**, Sterling Heights, MI (US); **Michael Gillam**, Oxford, MI (US); **Gregory A Howell**, Farmington, MI (US)

U.S. PATENT DOCUMENTS

D466,453 S *	12/2002	Elwell .....	D12/163
D798,201 S *	9/2017	Zavatski .....	D12/169
D828,227 S *	9/2018	Ninov .....	D12/98
D836,032 S *	12/2018	Ninov .....	D12/98
D836,034 S *	12/2018	Scott .....	D12/98
D836,035 S *	12/2018	Scott .....	D12/98
D836,036 S *	12/2018	Ninov .....	D12/98
D836,041 S *	12/2018	Stone .....	D12/163
D837,099 S *	1/2019	Ninov .....	D12/98
D837,694 S *	1/2019	Ninov .....	D12/98
D842,776 S *	3/2019	Basmanov .....	D12/169

(72) Inventors: **Everard J Scott**, Sterling Heights, MI (US); **Michael Gillam**, Oxford, MI (US); **Gregory A Howell**, Farmington, MI (US)

\* cited by examiner

(73) Assignee: **FCA US LLC**, Auburn Hills, MI (US)

*Primary Examiner* — Melody N Brown

(\*\*) Term: **15 Years**

(74) *Attorney, Agent, or Firm* — Ralph E. Smith

(21) Appl. No.: **29/673,651**

(57) **CLAIM**

(22) Filed: **Dec. 17, 2018**

The ornamental design for an grille, as shown and described.

**Related U.S. Application Data**

**DESCRIPTION**

(63) Continuation-in-part of application No. 29/626,563, filed on Nov. 17, 2017, now Pat. No. Des. 836,035.

FIG. 1 is a front perspective view of a grille showing our new design;

(51) **LOC (11) Cl.** ..... **12-16**

FIG. 2 is a front view thereof;

(52) **U.S. Cl.**  
USPC ..... **D12/163**

FIG. 3 is a rear view thereof;

(58) **Field of Classification Search**  
USPC ..... D12/169, 196, 86, 90-92, 163; 293/102, 293/113, 115, 117, 120, 193.11; 296/180.1, 180.2; 180/68.1, 68.6  
CPC ..... B60R 19/52; B60K 11/08; B62D 25/08; B62B 9/16  
See application file for complete search history.

FIG. 4 is a right side view thereof;


FIG. 5 is a left side view thereof;

FIG. 6 is a top view thereof; and,

FIG. 7 is a bottom view thereof.

It will be understood that the broken lines shown in the drawings illustrate portions of the grille that form no part of the claimed design.

**1 Claim, 6 Drawing Sheets**



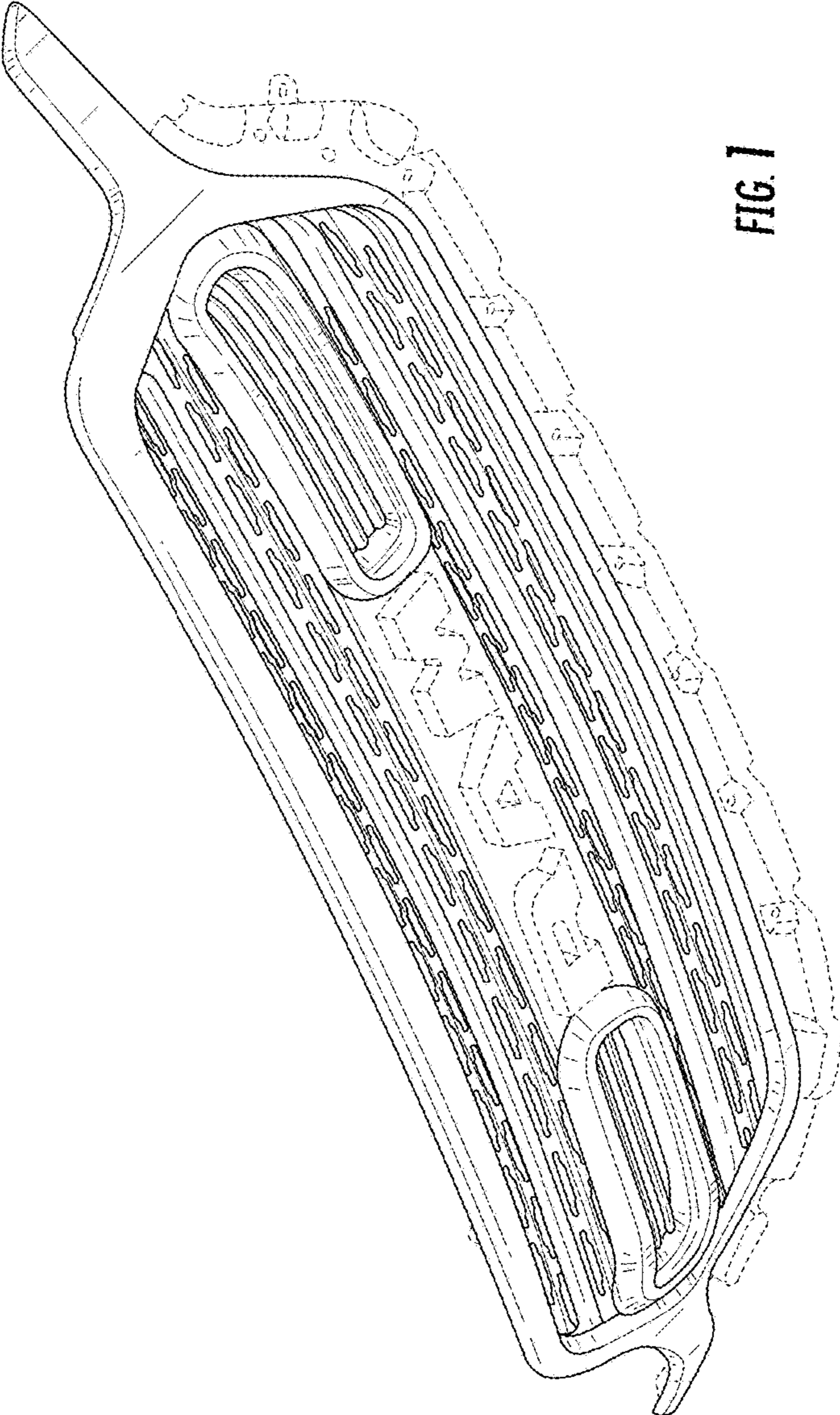


FIG. 1

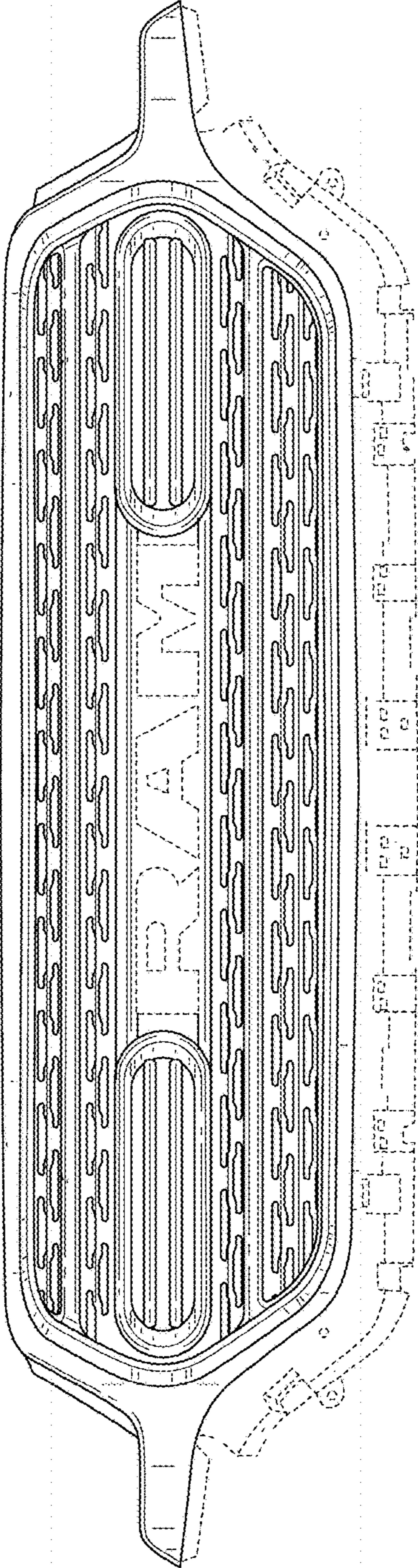


FIG. 2

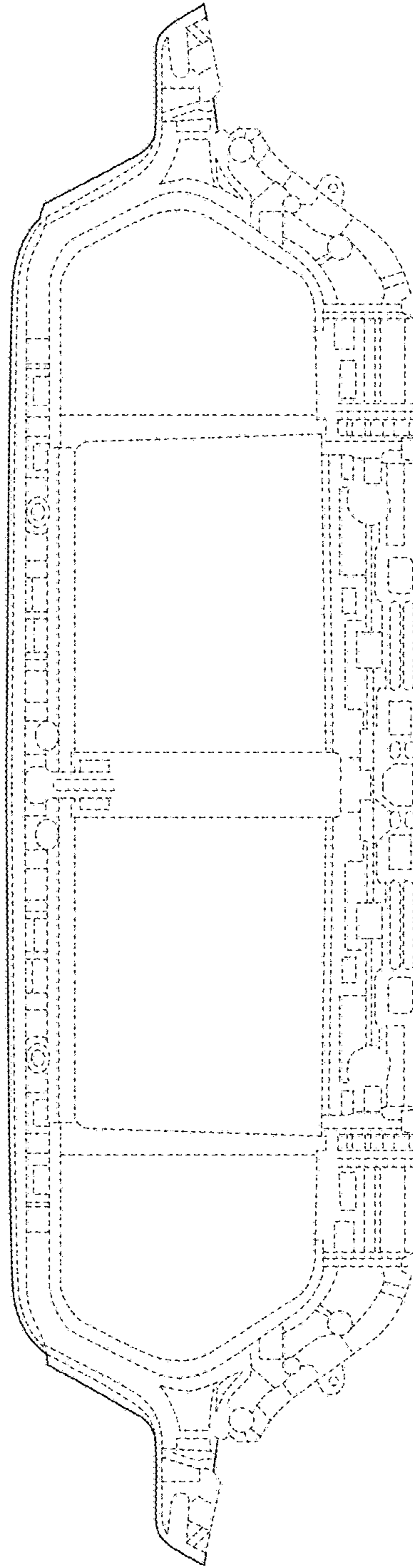


FIG. 3

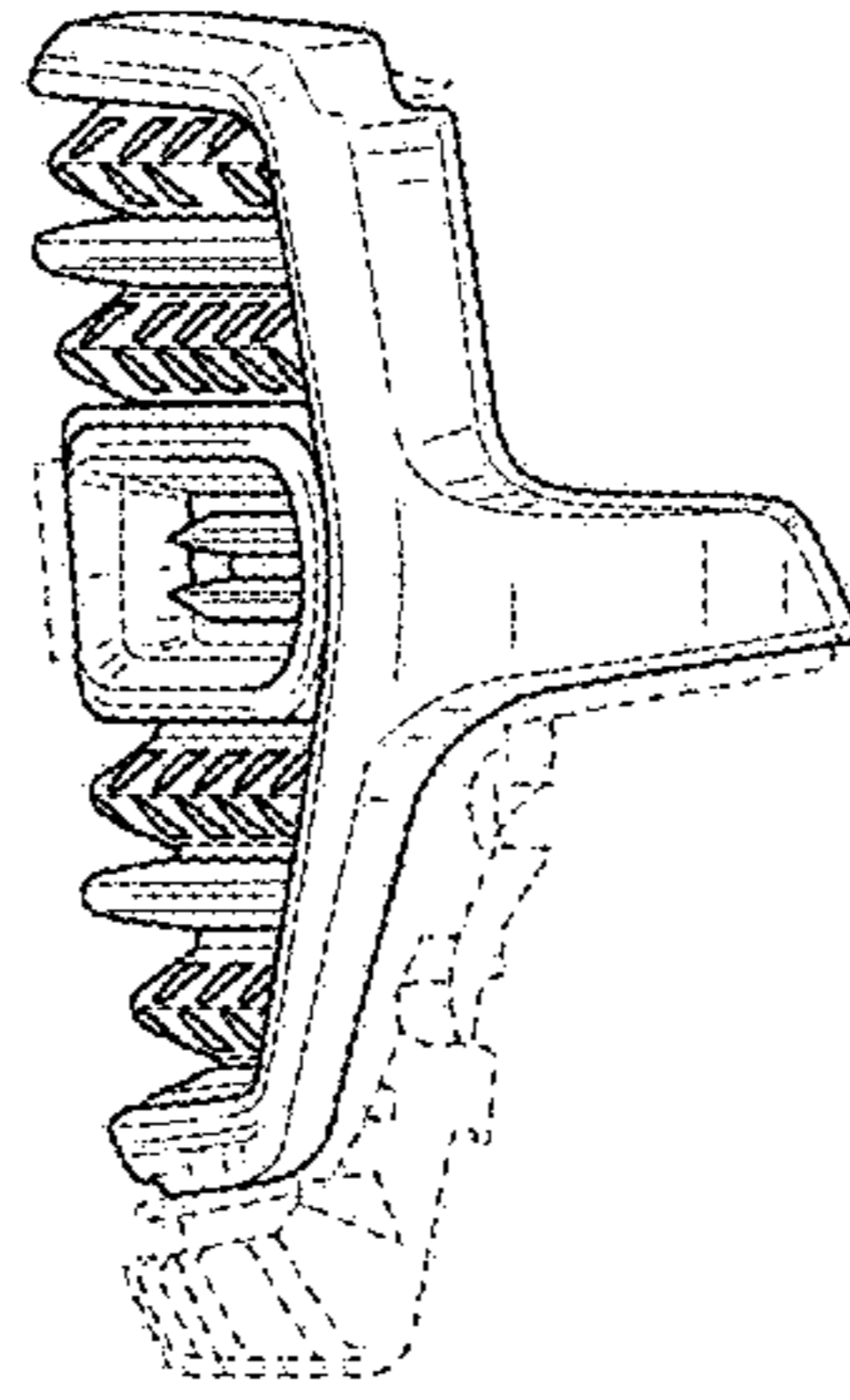


FIG. 4

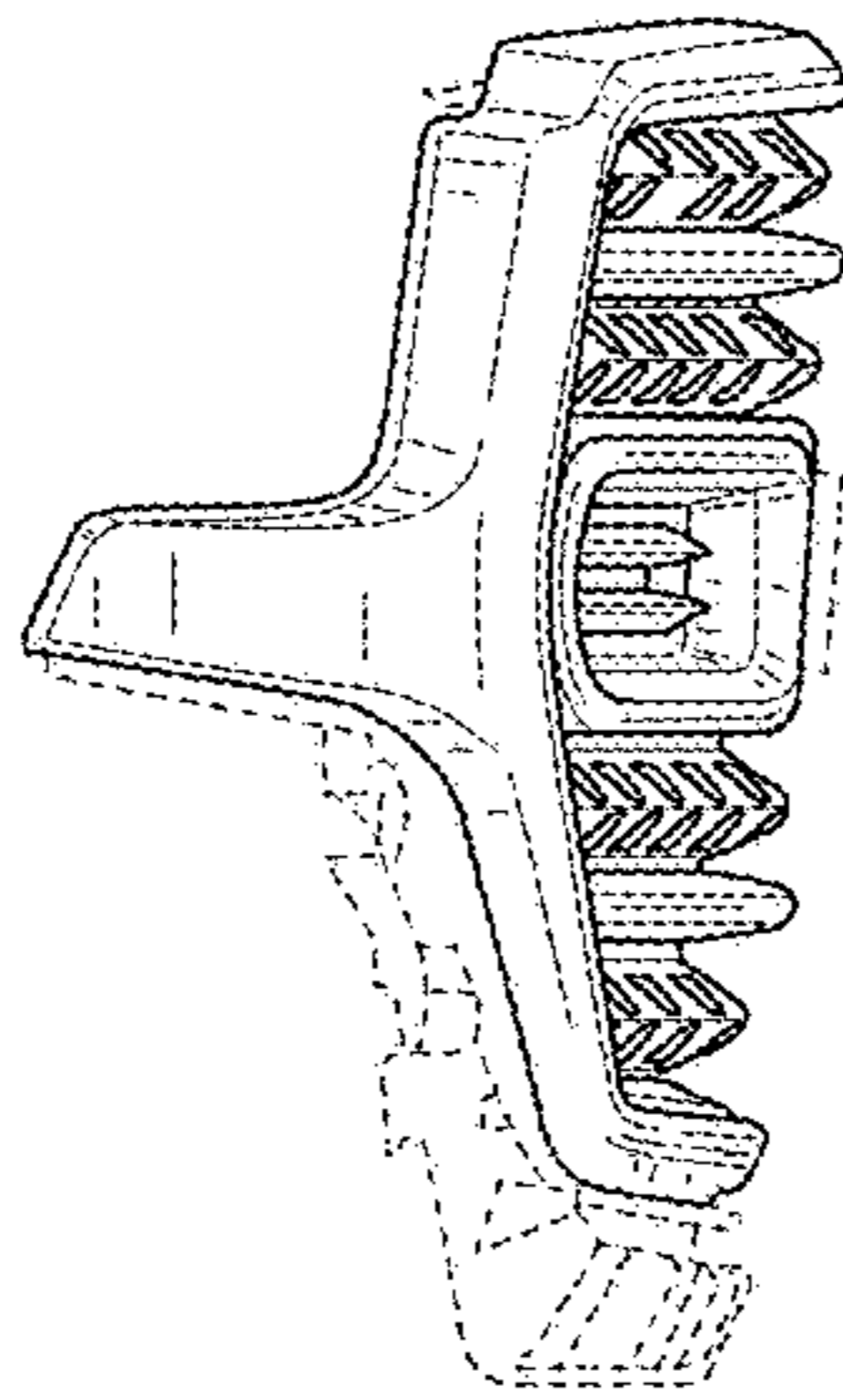


FIG. 5

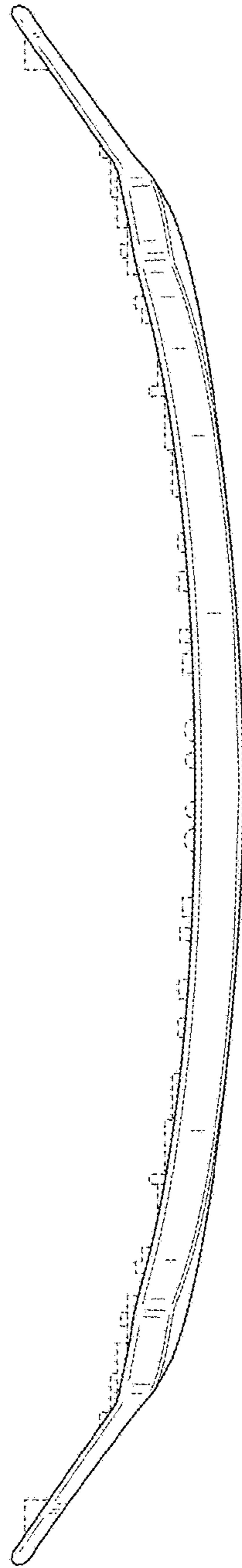


FIG. 6

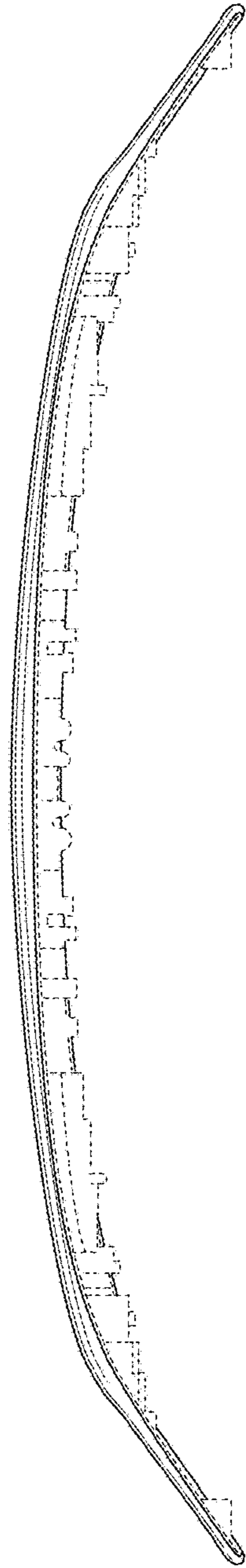


FIG. 7