



US00D852080S

(12) **United States Design Patent**
Stein

(10) **Patent No.:** **US D852,080 S**
(45) **Date of Patent:** **** Jun. 25, 2019**

- (54) **JEWELRY CLASP CHAIN**
- (71) Applicant: **Windy Hill, Inc.**, Santa Fe, NM (US)
- (72) Inventor: **Barbara M. Stein**, Santa Fe, NM (US)
- (73) Assignee: **Windy Hill, Inc.**, Santa Fe, NM (US)
- (**) Term: **15 Years**
- (21) Appl. No.: **29/656,806**
- (22) Filed: **Jul. 16, 2018**

Related U.S. Application Data

- (63) Continuation of application No. 29/644,846, filed on Apr. 20, 2018, now Pat. No. Des. 826,079.
- (51) **LOC (11) Cl.** **11-01**
- (52) **U.S. Cl.**
USPC **D11/87; D11/93**
- (58) **Field of Classification Search**
USPC D11/1, 2, 11, 12, 13, 14, 17, 18-23, 40, D11/41, 43, 44, 46, 48, 63, 65, 69, 76, D11/77, 78, 79, 80, 81, 86, 87, 93, 97, D11/201, 203, 208, 209, 211, 227, 212, D11/214, 218, 219; D2/634, 705, 708
CPC A44C 5/02; A44C 5/027; A44C 5/022; A44C 5/025; A44C 5/2009; F16G 11/14; F16G 15/04; F16G 15/08; F16G 15/12
See application file for complete search history.

(56) **References Cited**

U.S. PATENT DOCUMENTS

- 63,906 A * 4/1867 Kendig F16G 15/04
24/116 R
- 682,538 A * 9/1901 Fox F16G 15/04
54/53
- 2,042,808 A * 6/1936 Seebeck A44C 19/00
24/115 H
- 2,291,089 A * 7/1942 Okun A44B 15/00
24/115 H

- 2,457,195 A * 12/1948 Bagnall, Jr. A44B 15/00
24/115 G
 - D172,913 S * 8/1954 Weinacker D11/13
 - 3,225,565 A 12/1965 Ernst
 - 4,377,078 A 3/1983 Block
 - 4,590,649 A 5/1986 Neilson, Jr.
 - 4,679,392 A * 7/1987 Nakagawa B21L 11/005
428/10
 - D313,571 S * 1/1991 Brom D11/13
- (Continued)

OTHER PUBLICATIONS

1990 Gold Tone Chanel Gold tone large chain link belt (available online) Retrieved from the internet Sep. 20, 2018 from URL: https://www.1stdibs.com/fashion/accessories/belts/1990-gold-tone-chanel-gold-tone-large-chain-link-belt/id-v_777322/.*

Primary Examiner — Kevin K Rudzinski
Assistant Examiner — Richard Kearney
(74) *Attorney, Agent, or Firm* — Mitchell Law PLLC; Matthew W. Mitchell

(57) **CLAIM**

The ornamental design for a jewelry clasp chain, as shown and described.

DESCRIPTION

FIG. 1 is a front isometric view showing my new design; FIG. 2 is a top plan view thereof; FIG. 3 is a bottom plan view thereof; FIG. 4 is a front side view thereof; FIG. 5 is a rear side view thereof; FIG. 6 is a left view thereof; FIG. 7 is a right side view thereof; FIG. 8 is an enlarged isometric view of the circled portion shown in FIG. 1; and, FIG. 9 is an enlarged top plan view of the circled portion shown in FIG. 2. The broken lines showing a necklace illustrate environmental structure that forms no part of the claimed design.

1 Claim, 9 Drawing Sheets



(56)

References Cited

U.S. PATENT DOCUMENTS

5,245,732	A	9/1993	Johnston	
5,432,986	A	7/1995	Sexton	
5,586,374	A	12/1996	Nishida	
6,112,373	A	9/2000	Steinhauer	
6,564,582	B1	5/2003	Brachfeld	
D521,895	S	5/2006	Scharr	
7,058,983	B1 *	6/2006	Namiki A41D 25/00 2/144
D691,060	S *	10/2013	Appelstein D11/2
D719,866	S	12/2014	Audette	
D727,206	S *	4/2015	Chapple D11/221
D787,364	S	5/2017	Grange	
D826,079	S *	8/2018	Stein D11/87
2013/0263625	A1	10/2013	Taylor-Cattapan	
2016/0007698	A1 *	1/2016	Rauch A44C 15/005 63/3

* cited by examiner

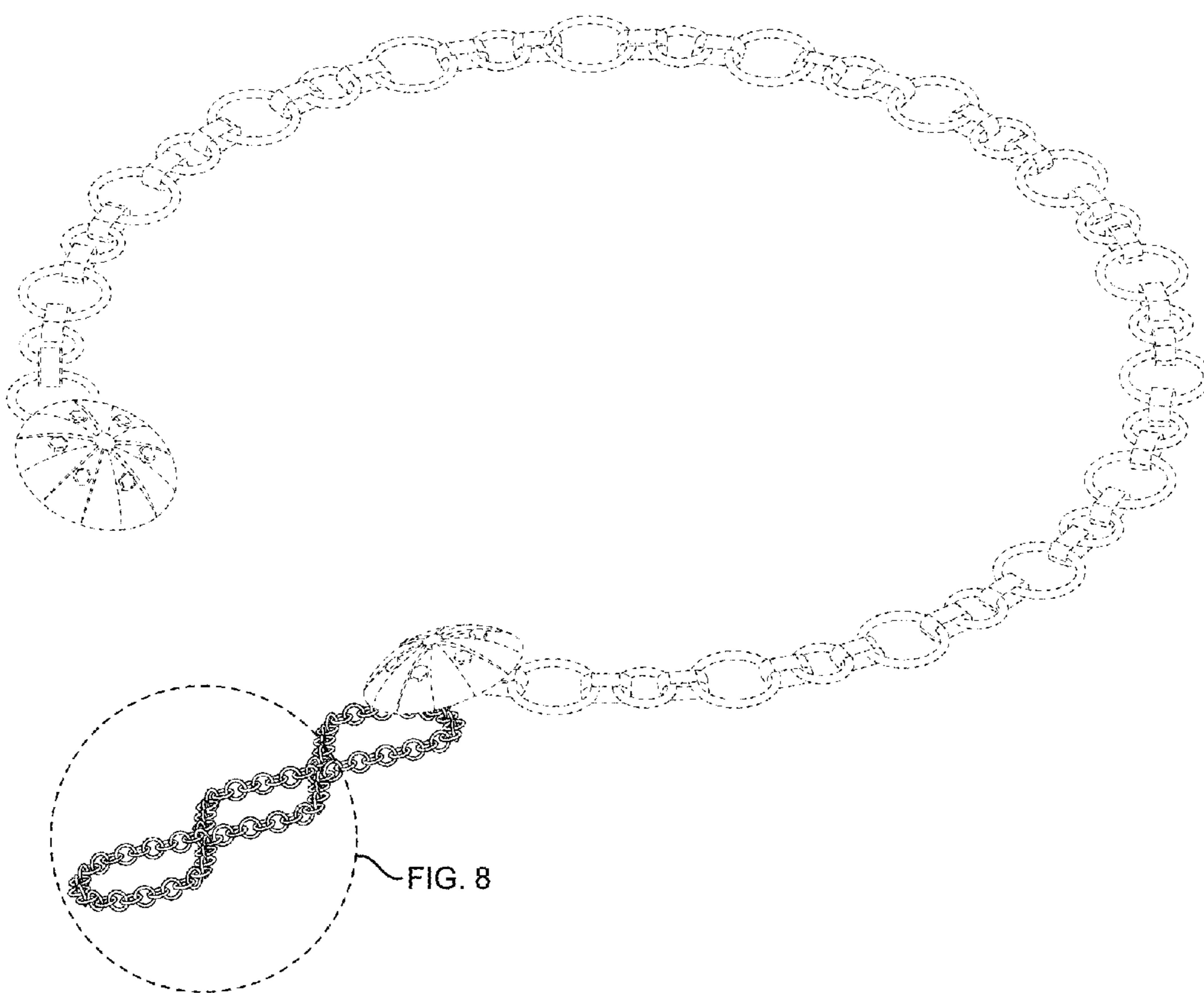


FIG. 1

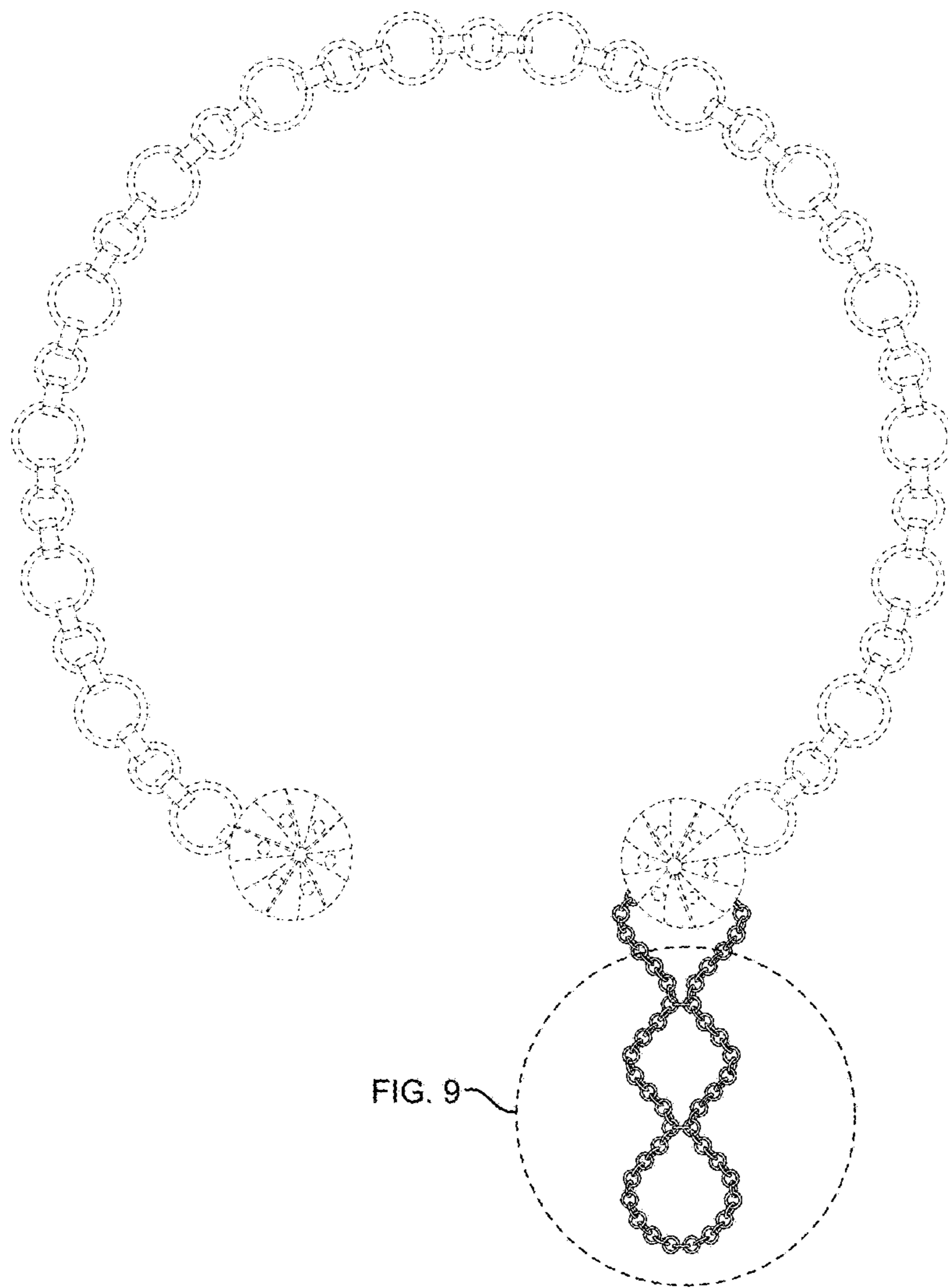


FIG. 2



FIG. 3

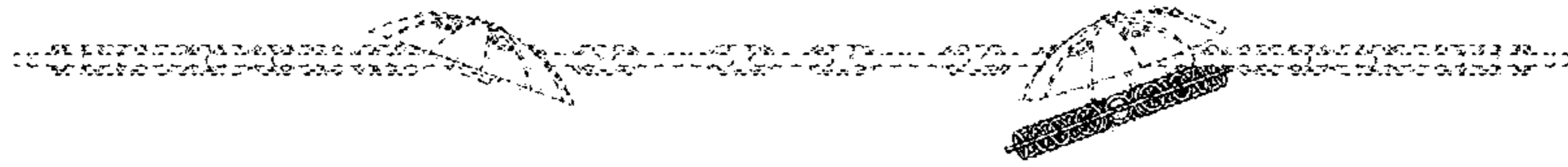


FIG. 4

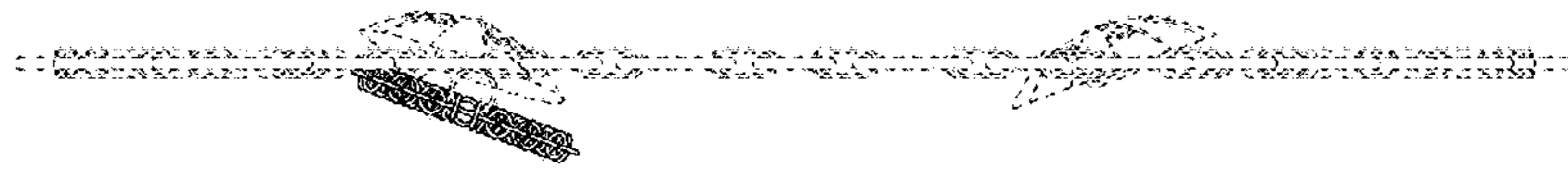


FIG. 5

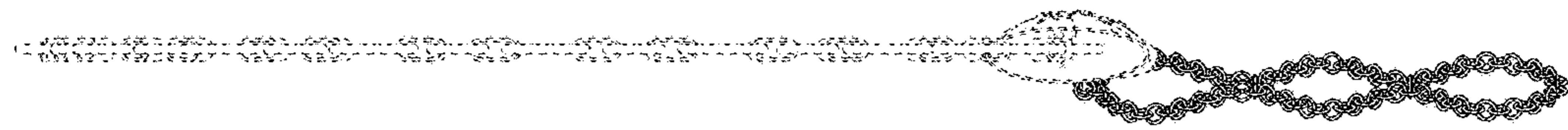


FIG. 6

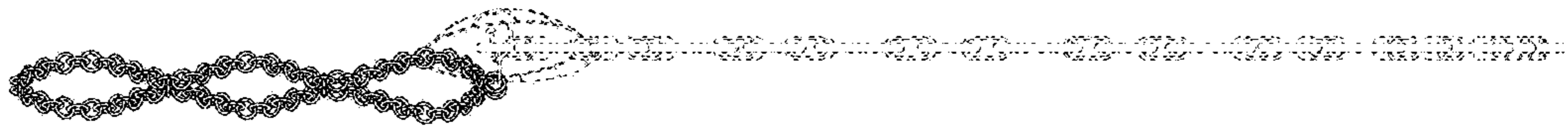


FIG. 7

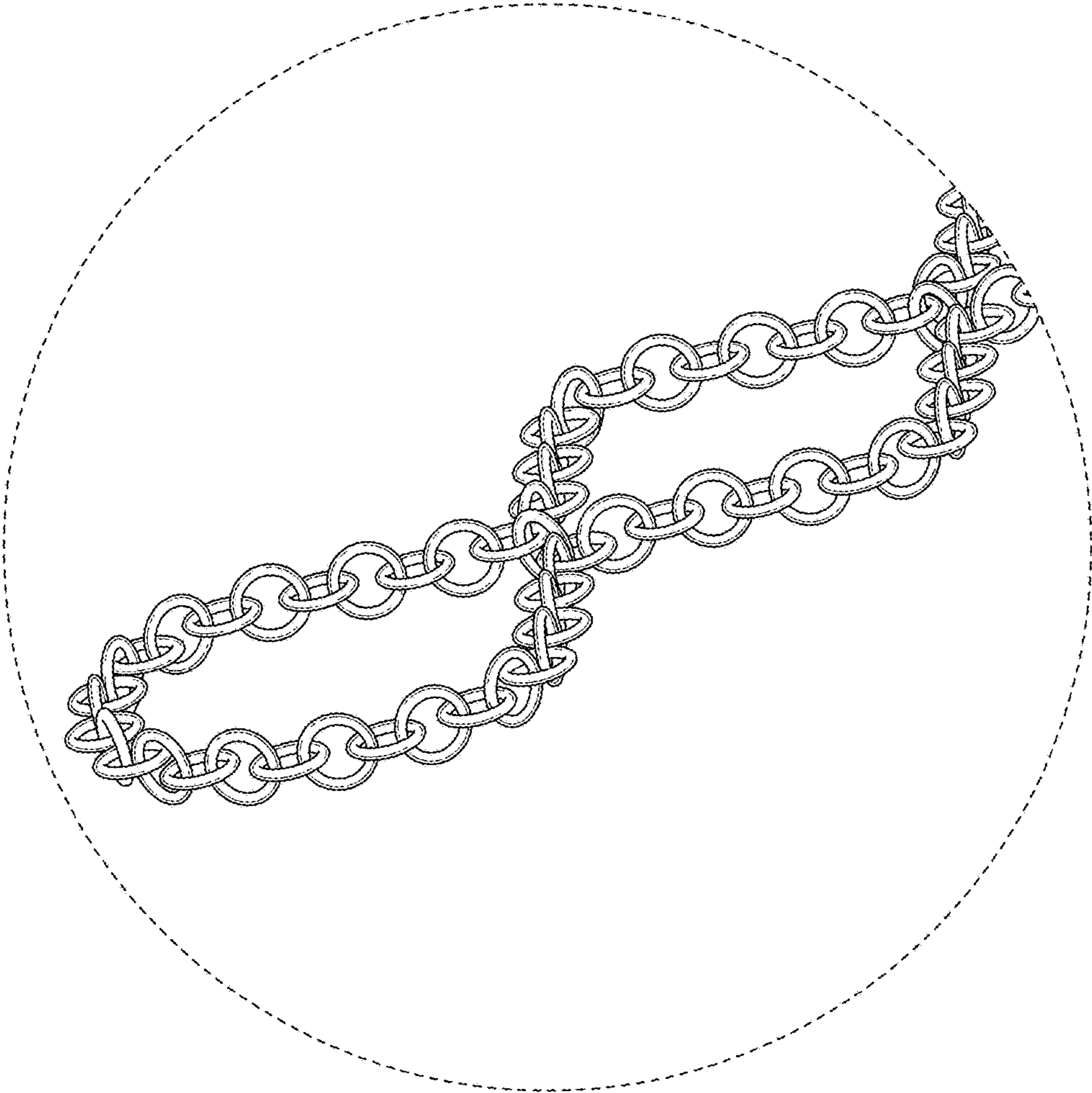


FIG. 8




FIG. 9