



US00D852079S

(12) **United States Design Patent** (10) **Patent No.:** **US D852,079 S**
Sivriere (45) **Date of Patent:** **** Jun. 25, 2019**

(54) **PENDANT**

(71) Applicant: **Richemont International SA,**
Villars-sur-Glane (CH)
(72) Inventor: **Stephanie Sivriere,** Plan-les-Ouates
(CH)
(73) Assignee: **Richemont International SA,**
Villars-sur-Glane (CH)

(**) Term: **15 Years**

(21) Appl. No.: **29/648,361**

(22) Filed: **May 21, 2018**

(30) **Foreign Application Priority Data**

Nov. 22, 2017 (WO) DM/098671

(51) **LOC (11) Cl.** **11-01**

(52) **U.S. Cl.**
USPC **D11/79**

(58) **Field of Classification Search**
USPC D11/79-85, 95, 96, 1, 115, 67, 26-39,
D11/91, 92
CPC .. A44C 1/00; A44C 3/00; A44C 3/001; A44C
3/004; A44C 9/00; A44C 9/0007; A44C
9/0015; A44C 9/0023; A44C 9/003; A44C
9/0038; A44C 9/0046; A44C 9/0053;
A44C 9/0061; A44C 9/0069; A44C
9/0076; A44C 9/0084; A44C 9/0092;
A44C 9/02; A44C 25/00; A44C 25/001;
A44C 25/002; A44C 25/004; A44C
25/007

See application file for complete search history.

(56) **References Cited**

U.S. PATENT DOCUMENTS

645,302 A * 3/1900 Simmonds A44C 1/00
63/20
D249,129 S * 8/1978 Fishman D11/48
D250,456 S * 12/1978 Fishman D11/48
D372,882 S * 8/1996 Goldman D11/40
D718,153 S * 11/2014 Graff D10/36
D814,333 S * 4/2018 Penna D11/79
2014/0318181 A1* 10/2014 Malvar A44C 1/00
63/20

OTHER PUBLICATIONS

[Online] "Extremely Piaget Pendant" <https://www.piaget.com/jewelry/rose-gold-opal-diamond-pendant-g33I1g00>. Retrieved Jan. 20, 2019.*

* cited by examiner

Primary Examiner — Melanie Pellegrini
(74) *Attorney, Agent, or Firm* — Taft Stettinius &
Hollister LLP


(57) **CLAIM**

The ornamental design for a pendant, as shown and described.

DESCRIPTION

FIG. 1 is a front elevational view of a pendant showing my new design;
FIG. 2 is a back elevational view thereof;
FIG. 3 is a right side elevational view thereof;
FIG. 4 is a left side elevational view thereof;
FIG. 5 is a bottom plan view thereof;
FIG. 6 is a top plan view thereof;
FIG. 7 is a front, right side perspective view thereof; and,
FIG. 8 is a back, right side perspective view thereof.

1 Claim, 8 Drawing Sheets






Fig. 1




Fig. 2

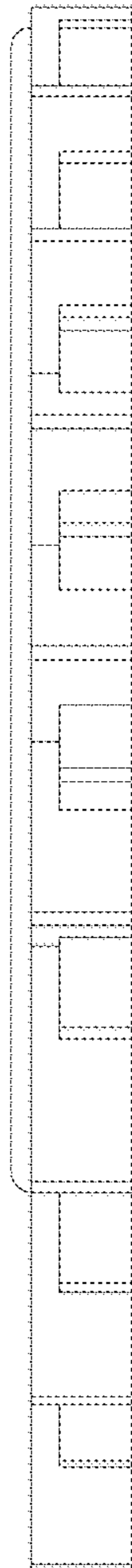


Fig. 3



Fig. 4

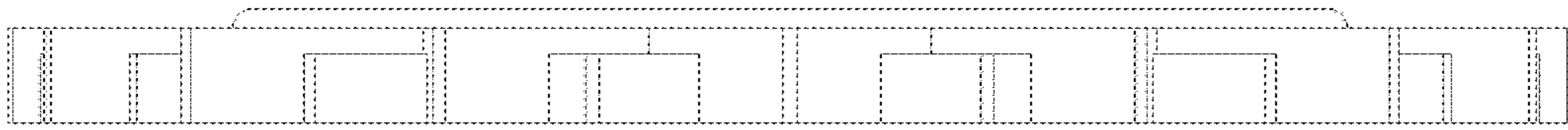


Fig. 5




Fig. 6




Fig. 7




Fig. 8