



US00D852034S

(12) **United States Design Patent**
Gan

(10) **Patent No.:** **US D852,034 S**

(45) **Date of Patent:** **** Jun. 25, 2019**

(54) **PACKAGING BOX WITH HOLLOW PATTERNS**

(71) Applicant: **Shenzhen Valuelink E-Commerce Co., Ltd.**, Shenzhen (CN)

(72) Inventor: **Qing-Cao Gan**, Shenzhen (CN)

(73) Assignee: **Shenzhen Valuelink E-Commerce Co., Ltd.**, Shenzhen (CN)

(**) Term: **15 Years**

(21) Appl. No.: **29/635,412**

(22) Filed: **Jan. 31, 2018**

(51) **LOC (11) Cl.** **09-03**

(52) **U.S. Cl.**
USPC **D9/418; D9/432; D9/600**

(58) **Field of Classification Search**
USPC D9/414–423, 424–429, 430–432, 433, D9/434, 456, 457, 711, 713, 721–722, D9/655–657, 661, 665, 666, 670, 600
CPC ... B65D 5/00; B65D 5/02; B65D 5/18; B65D 5/20
See application file for complete search history.

(56) **References Cited**

U.S. PATENT DOCUMENTS

D63,123 S *	10/1923	Montegut	D9/661
D80,340 S *	1/1930	Viviano	D9/656
D169,066 S *	3/1953	Halpern	206/259
4,364,488 A *	12/1982	Anjou	A24F 27/00 206/1.5
D369,099 S *	4/1996	Barre	D9/544
D583,228 S *	12/2008	Ames	D9/418
D588,010 S *	3/2009	Shearsby	D9/520
D618,390 S *	6/2010	Moore	D27/172
D655,616 S *	3/2012	Wanders	D9/414

(Continued)

Primary Examiner — Vy N Koenig

(74) *Attorney, Agent, or Firm* — ScienBiziP, P.C.

(57) **CLAIM**

The ornamental design for a packing box with hollow patterns, as shown and described.

DESCRIPTION

FIG. 1 is a front perspective view of a packing box with hollow patterns according to a first embodiment, showing my new design;

FIG. 2 is a front elevational view of the packing box with hollow patterns of FIG. 1;

FIG. 3 is a rear elevational view of the packing box with hollow patterns of FIG. 1;

FIG. 4 is a left side elevational view of the packing box with hollow patterns of FIG. 1;

FIG. 5 is a right side elevational view of the packing box with hollow patterns of FIG. 1;

FIG. 6 is a top plan view of the packing box with hollow patterns of FIG. 1;

FIG. 7 is a bottom plan view of the packing box with hollow patterns of FIG. 1;

FIG. 8 is a front perspective view of a packing box with hollow patterns according to a second embodiment, showing my new design;

FIG. 9 is a front elevational view of the packing box with hollow patterns of FIG. 8;

FIG. 10 is a rear elevational view of the packing box with hollow patterns of FIG. 8;

FIG. 11 is a left side elevational view of the packing box with hollow patterns of FIG. 8;

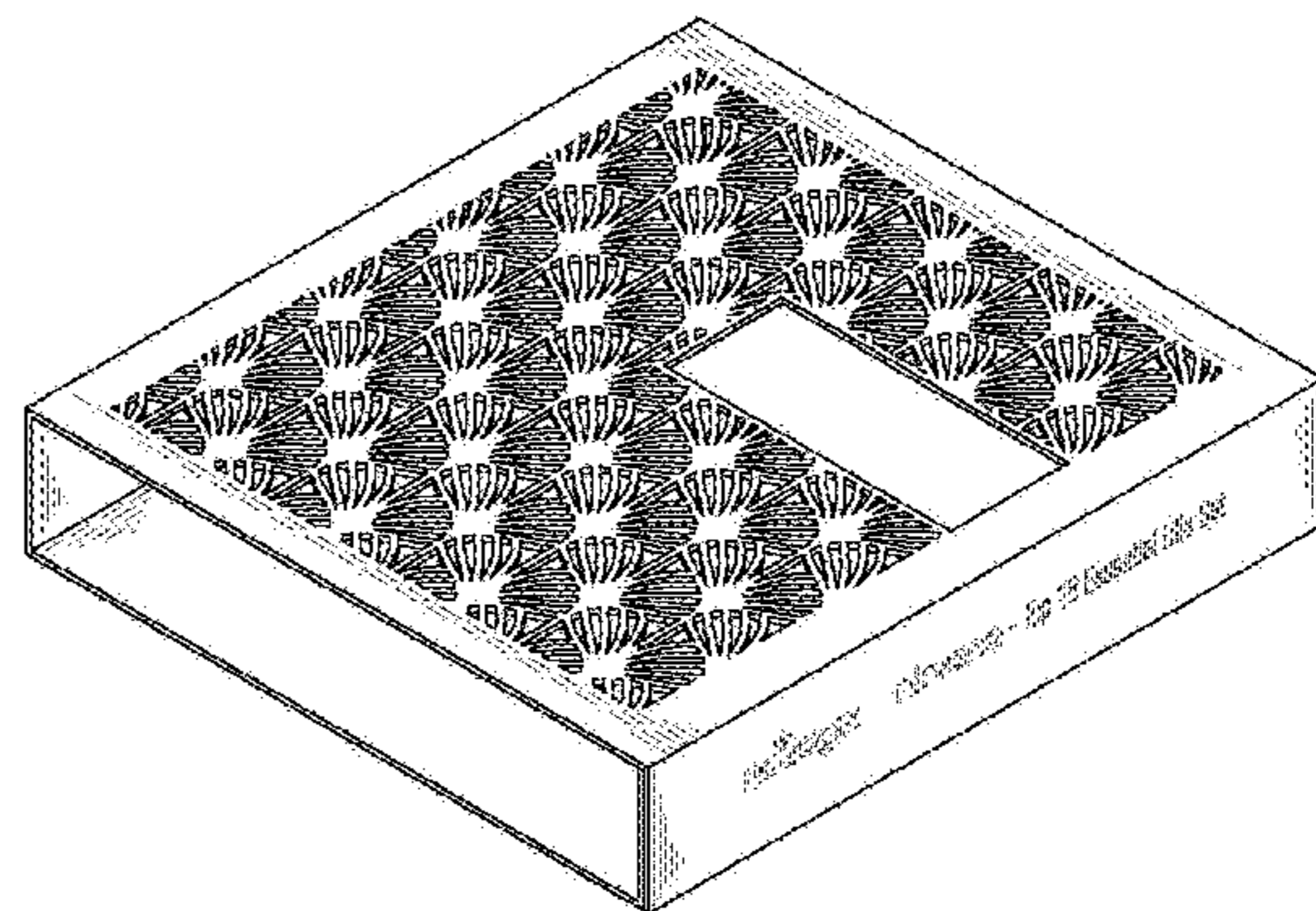
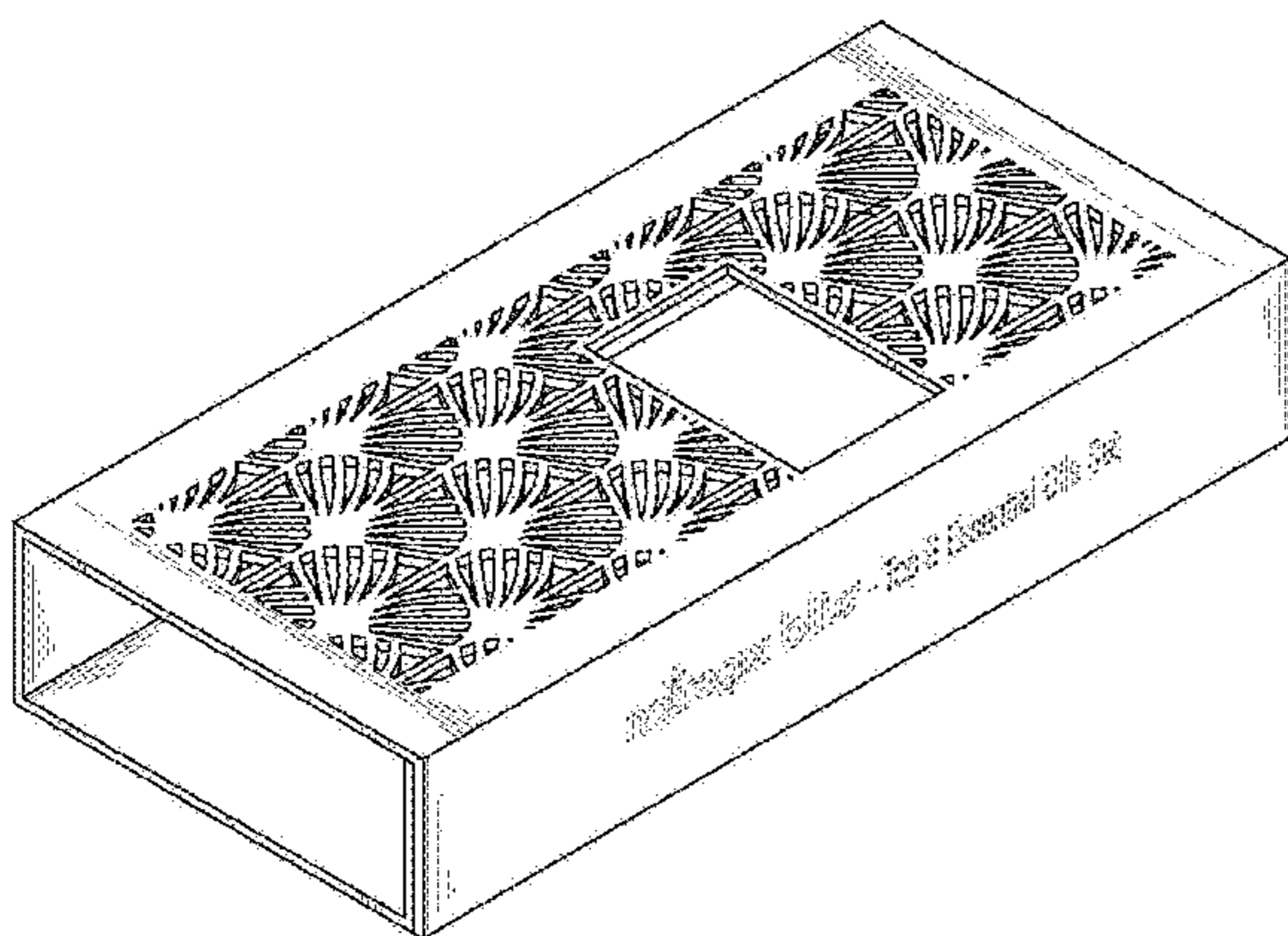
FIG. 12 is a right side elevational view of the packing box with hollow patterns of FIG. 8;

FIG. 13 is a top plan view of the packing box with hollow patterns of FIG. 8; and,

FIG. 14 is a bottom plan view of the packing box with hollow patterns of FIG. 8.

The broken lines in the drawings depict portions of the packing box with hollow patterns that form no part of the claimed design.

1 Claim, 14 Drawing Sheets



(56)

References Cited

U.S. PATENT DOCUMENTS

D674,705 S * 1/2013 Thompson D9/661
D772,057 S * 11/2016 Adams D9/432
D786,670 S * 5/2017 Lin D9/432

* cited by examiner

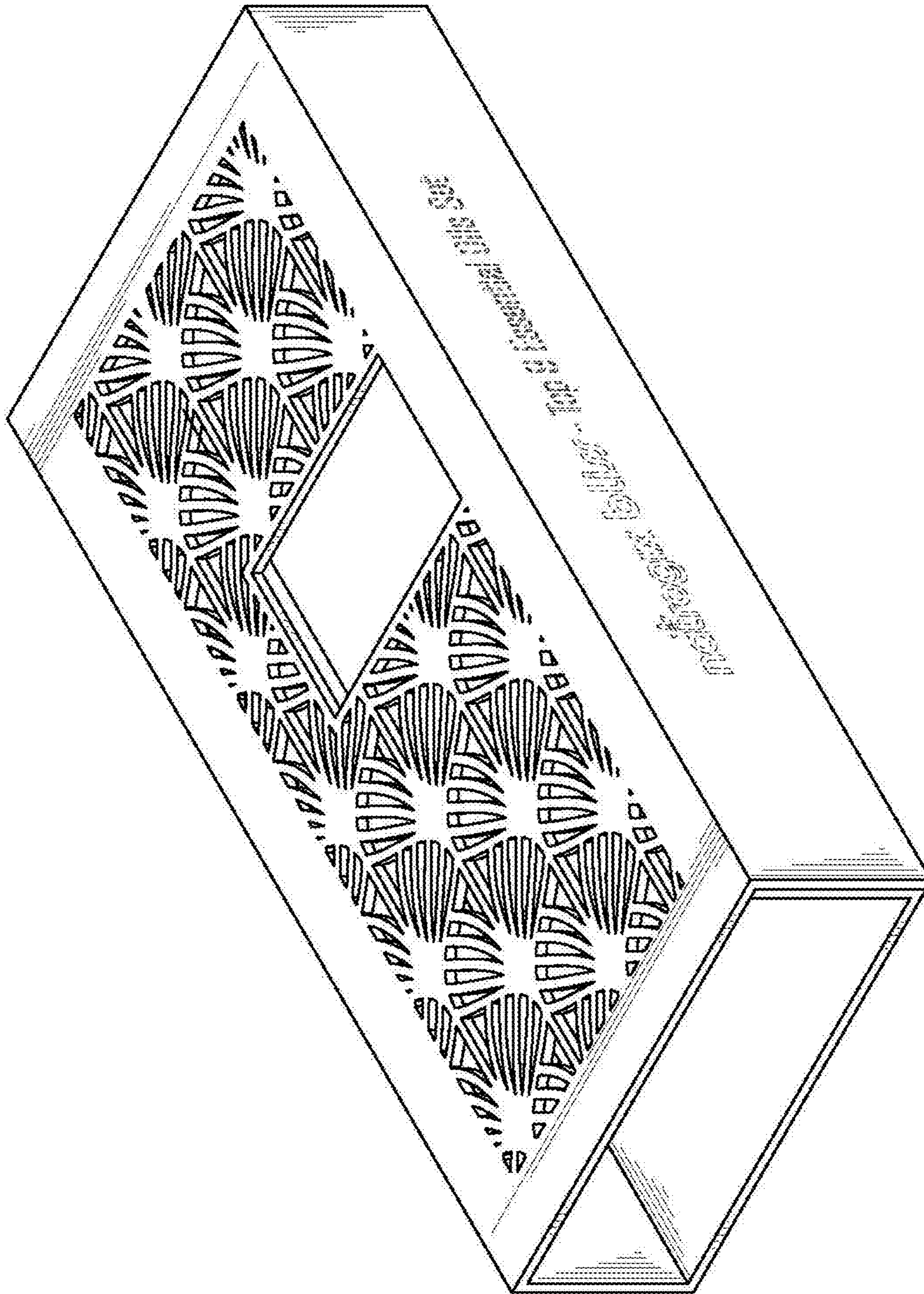


FIG. 1




FIG. 2




FIG. 3

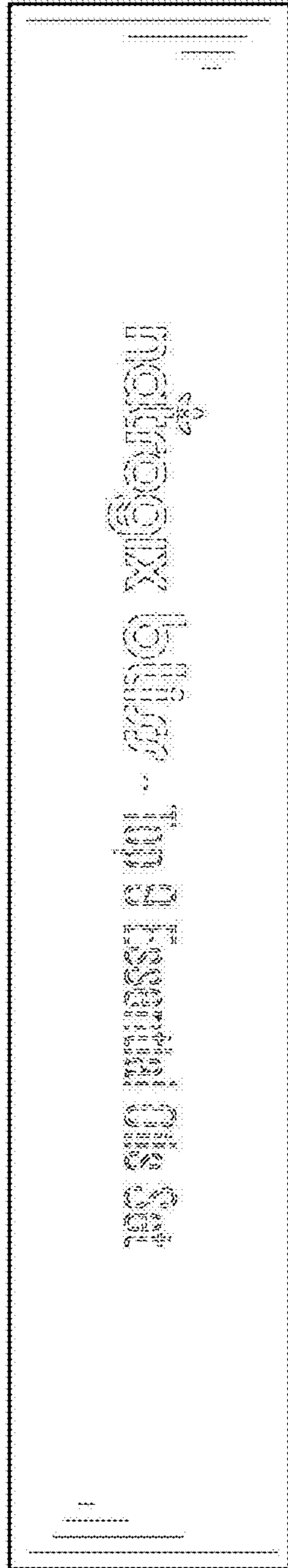


FIG. 4

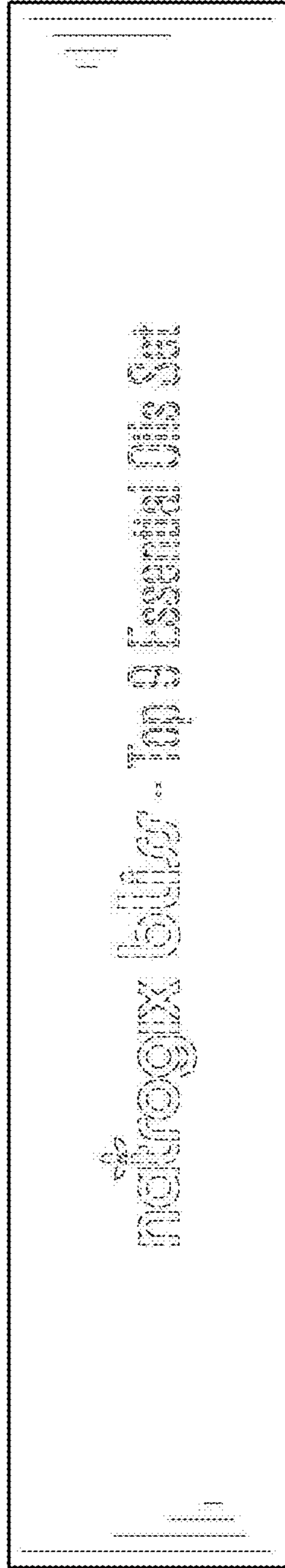


FIG. 5




FIG. 6




FIG. 7

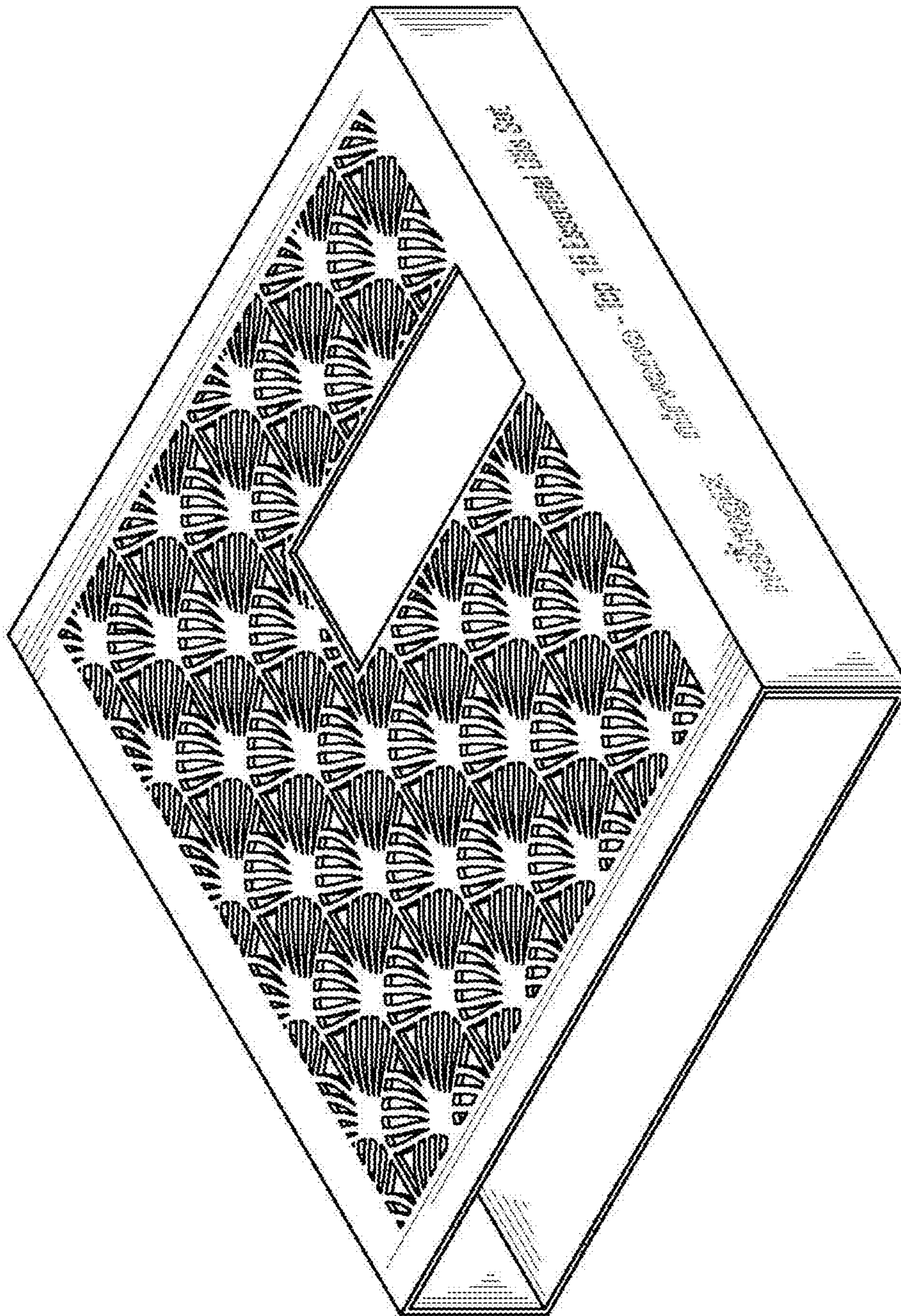


FIG. 8




FIG. 9




FIG. 10




FIG. 11




FIG. 12



FIG. 13



FIG. 14