



US00D851995S

(12) **United States Design Patent**
Frank et al.

(10) **Patent No.:** **US D851,995 S**
(45) **Date of Patent:** **** Jun. 25, 2019**

- (54) **COCKTAIL SHAKER WITH REAMER**
- (71) Applicant: **Spectrum Diversified Designs, LLC**,
Streetsboro, OH (US)
- (72) Inventors: **Matthew Frank**, Seattle, WA (US); **Jan Pawluskiewicz**, Seattle, WA (US);
Raquel Rabago, Anderson, SC (US)
- (73) Assignee: **SPECTRUM DIVERSIFIED DESIGNS, LLC**, Streetsboro, OH (US)
- (**) Term: **15 Years**
- (21) Appl. No.: **29/602,247**
- (22) Filed: **Apr. 28, 2017**
- (51) **LOC (11) Cl.** **07-01**
- (52) **U.S. Cl.**
USPC **D7/510**; D7/507; D7/532; D7/300.1
- (58) **Field of Classification Search**
USPC D7/509, 510, 511, 523, 532, 534, 536,
D7/300.1, 533, 394, 395, 531, 608, 529,
D7/507, 530; D24/197; 220/592.16,
220/592.17, 704, 705, 706, 707; D9/435,
D9/447, 572, 573
CPC A47G 19/22; A47G 19/2205; A47G 19/2211;
A47G 19/2266; A47G 19/2288; B65D
47/066; B65D 43/02; B65D 43/04; A47J
43/27; A47J 41/02
See application file for complete search history.

- (56) **References Cited**
U.S. PATENT DOCUMENTS
1,748,483 A * 2/1930 Hyde A47J 43/27
220/568
D99,865 S * 6/1936 Hilgenberg D24/120
D107,332 S * 12/1937 Conner D24/120
2,212,328 A * 8/1940 Scurlock A47J 19/022
99/497

D199,257 S *	9/1964	Wildgen	D7/591
D200,251 S *	2/1965	Wright	D7/398
D300,107 S *	3/1989	Trombly	D7/317
D392,842 S *	3/1998	Parpaiola	D7/509
D417,818 S *	12/1999	Lillelund	D7/503
D434,943 S *	12/2000	Price	D7/509
D462,296 S *	9/2002	Bates	D11/143
D464,231 S *	10/2002	Crowley	D7/396.2
D482,571 S *	11/2003	Leinenweber	D7/509
D493,327 S *	7/2004	Marsden	D7/300.1
D505,591 S *	5/2005	Bodum	D7/300.1
D533,064 S *	12/2006	Glynn	D9/500
D534,826 S *	1/2007	Jossem	D7/665
D538,708 S *	3/2007	Sellers	D11/164
D553,418 S *	10/2007	Sortore	D7/316
D563,170 S *	3/2008	Tornqvist	D7/500
D569,175 S *	5/2008	Mansfield	D7/387
D571,609 S *	6/2008	Bouie	D7/396.2

(Continued)

Primary Examiner — Marianne N Pandozzi
Assistant Examiner — Jae Liang
(74) *Attorney, Agent, or Firm* — Tucker Ellis LLP


(57) **CLAIM**

The ornamental design for a cocktail shaker with reamer, as shown and described.

DESCRIPTION

FIG. 1 is a perspective view of a cocktail shaker with reamer;
FIG. 2 is a top view of a cocktail shaker with reamer;
FIG. 3 is a front-side view of a cocktail shaker with reamer;
FIG. 4 is a bottom view of a cocktail shaker with reamer;
FIG. 5 is a back view of a cocktail shaker with reamer; and,
FIG. 6 is an exploded view of a cocktail shaker with reamer.
The broken lines are shown for the purpose of illustrating parts of the cocktail shaker with reamer that form no part of the claimed design.

1 Claim, 6 Drawing Sheets



(56)

References Cited

U.S. PATENT DOCUMENTS

D581,742	S *	12/2008	Krus	D7/591
D621,648	S *	8/2010	Lown	D7/300.1
D625,951	S *	10/2010	Baek	D7/396.2
D666,452	S *	9/2012	Chapman	D7/315
D692,277	S *	10/2013	Smiedt	D7/510
D718,090	S *	11/2014	Roehrig	D7/510
D725,427	S *	3/2015	Wittke	D7/321
D728,297	S *	5/2015	Melzer	D7/300.1
D747,936	S *	1/2016	Chitayat	D7/510
D751,331	S *	3/2016	Rashid	D7/316
D762,118	S *	7/2016	Velmer	D9/445
D783,358	S *	4/2017	Schlegel	D7/510
D786,684	S *	5/2017	McGreevy	D9/449
D815,905	S *	4/2018	Schlegel	D7/510
2011/0219959	A1 *	9/2011	Hauser	A47J 19/022 99/508
2014/0120226	A1 *	5/2014	Kuru	B01F 5/0641 426/474
2014/0151390	A1 *	6/2014	Kohler	A47G 19/12 220/825
2014/0227416	A1 *	8/2014	Chitayat	A23L 2/04 426/489

* cited by examiner

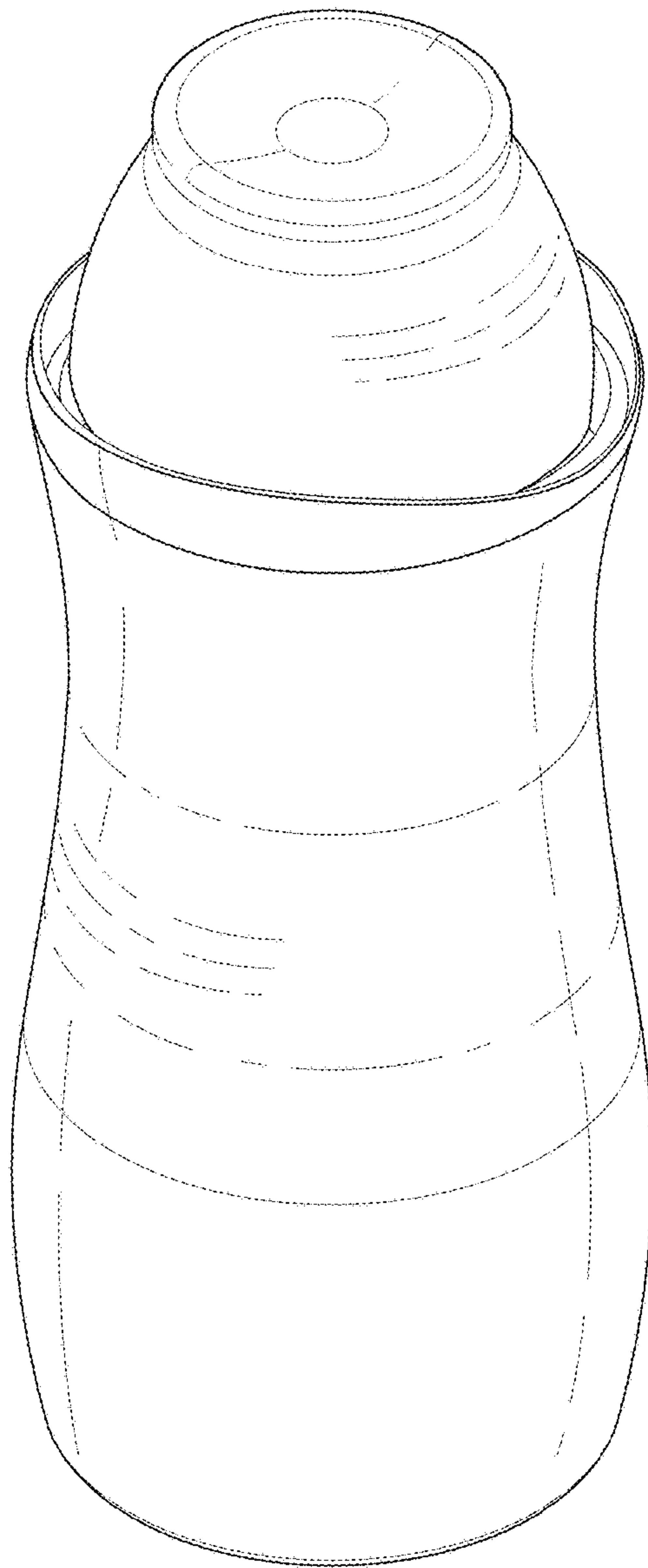


Fig. 1

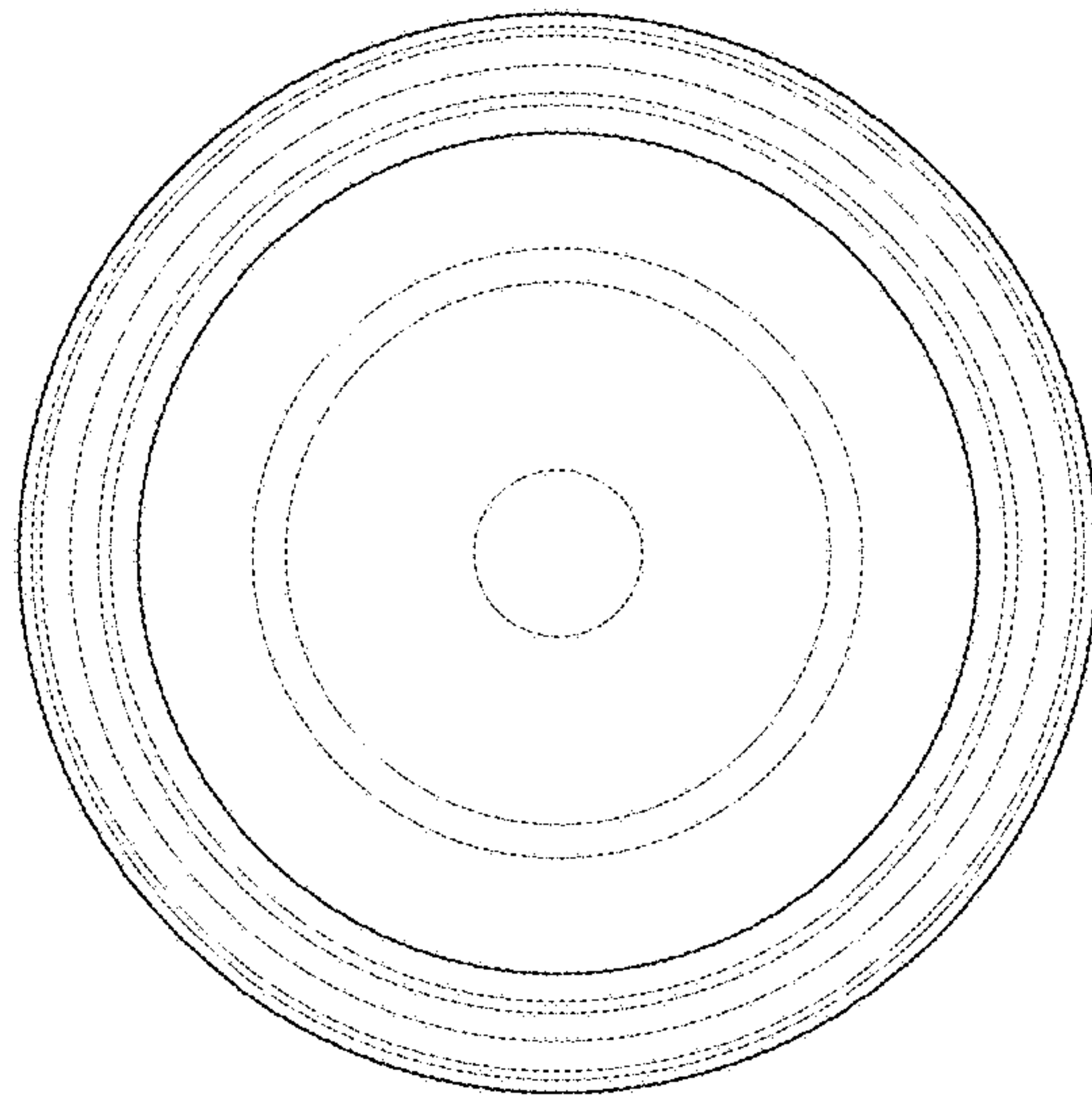


Fig. 2

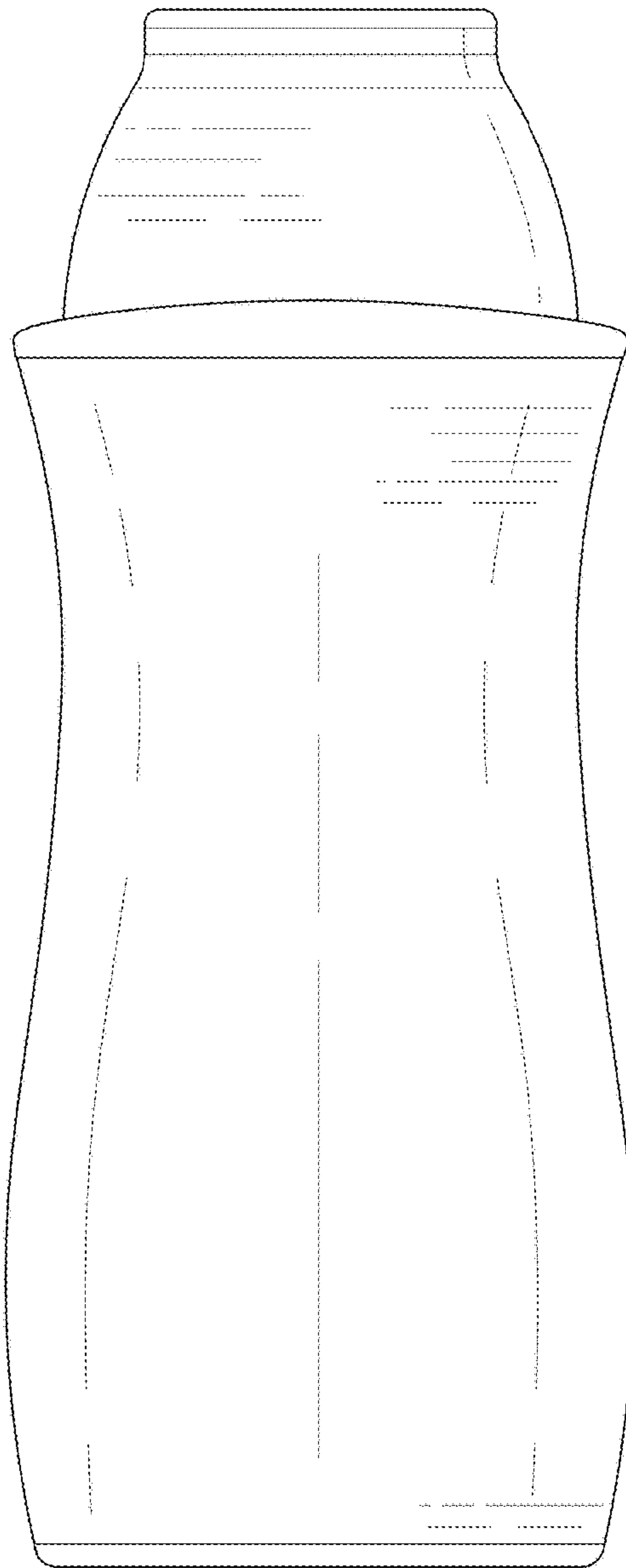


Fig. 3

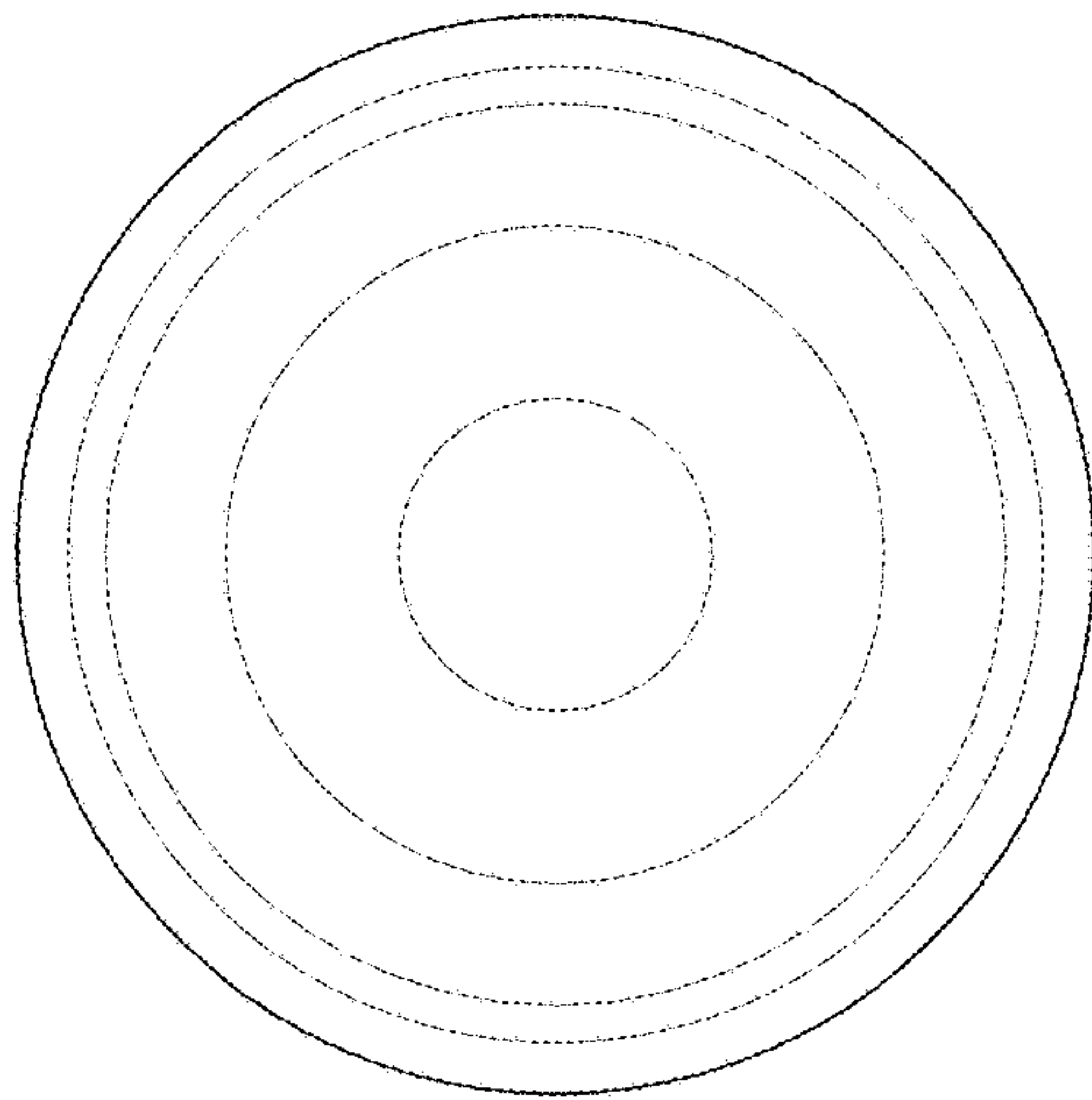


Fig. 4

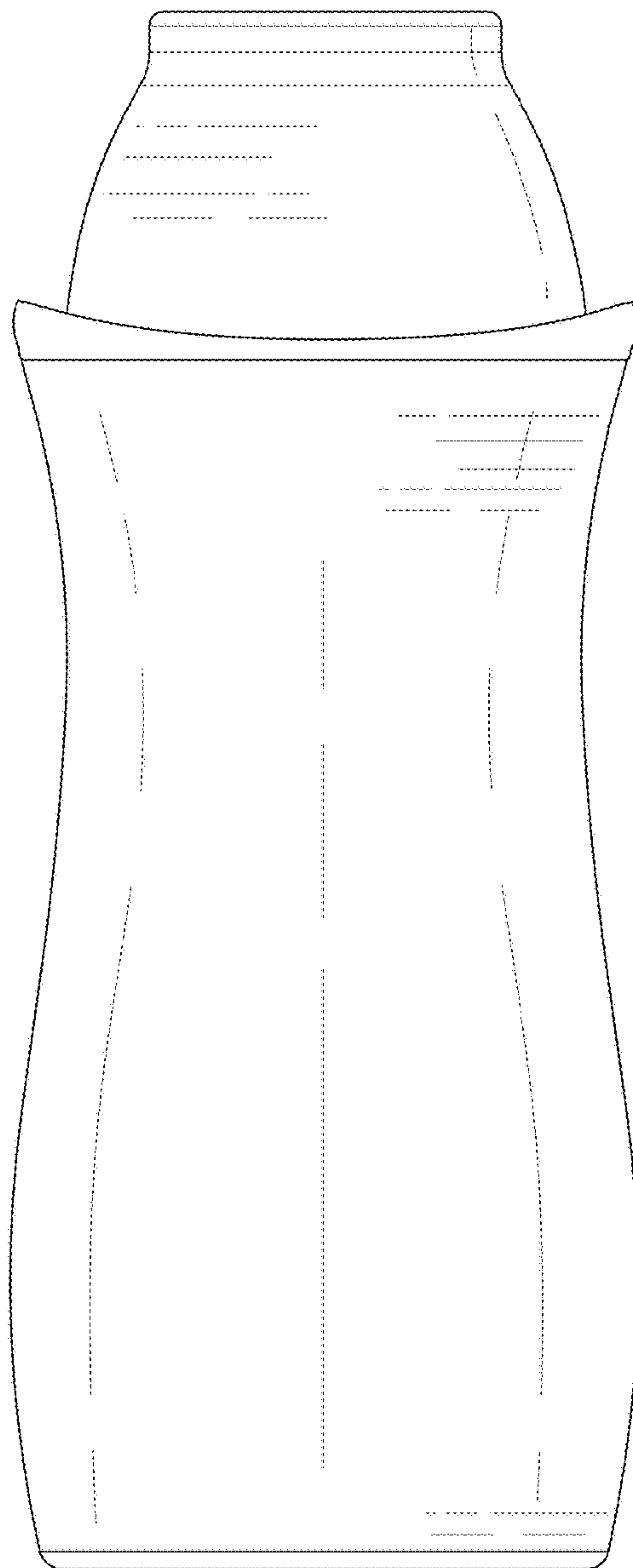


Fig. 5

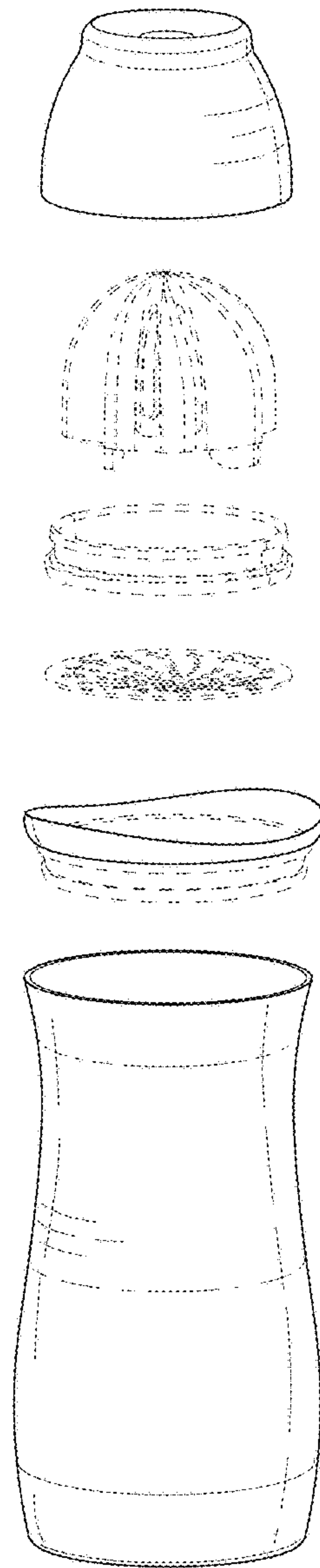


Fig. 6