



US00D851965S

(12) **United States Design Patent**
Chiang

(10) **Patent No.:** **US D851,965 S**

(45) **Date of Patent:** **** Jun. 25, 2019**

(54) **WALL MOUNTED ORGANIZER RACK**

(71) Applicant: **MyGift Enterprise, LLC**, Woodinville, WA (US)

(72) Inventor: **Cliff Chiang**, Woodinville, WA (US)

(**) Term: **15 Years**

(21) Appl. No.: **29/642,954**

(22) Filed: **Apr. 3, 2018**

(51) **LOC (11) Cl.** **06-06**

(52) **U.S. Cl.**
USPC **D6/672; D6/574**

(58) **Field of Classification Search**
USPC D6/672, 673, 675, 675.1, 705, 512, 524,
D6/552, 553, 572, 573, 574, 569
CPC A47B 81/00; A47B 47/04; A47B 57/65;
A47B 97/00; A47B 81/06; A47B 96/00;
A47B 96/021; A47B 47/0075; A47B
57/00

See application file for complete search history.

(56) **References Cited**

U.S. PATENT DOCUMENTS

2,841,289	A *	7/1958	Odlum	B25H 3/003 211/70.6
3,220,363	A *	11/1965	Gingher	A47B 96/027 108/108
3,503,462	A *	3/1970	Baher	G01G 3/02 177/144
D248,915	S *	8/1978	Brandenfels	D6/672
D260,336	S *	8/1981	Springer	D6/570
D279,249	S *	6/1985	Fausel	D6/570
D281,041	S *	10/1985	Plaut	D6/553
D282,328	S *	1/1986	Brescia	D6/569
4,613,049	A *	9/1986	Walker	A47B 81/04 211/90.01
D286,964	S *	12/1986	Gecchelin	108/30
D287,682	S *	1/1987	Sussman	D6/524
D345,275	S *	3/1994	Picotte	D6/571

D375,646	S *	11/1996	Stewart	D6/552
5,622,272	A *	4/1997	Orlando, Jr.	A47B 57/04 211/150
D386,639	S *	11/1997	Everett	D6/525
D392,130	S *	3/1998	Wangler	D6/682.6
D406,476	S *	3/1999	Boije	D6/574
D429,435	S *	8/2000	Walters-Dowding	D6/566
D430,757	S *	9/2000	Draheim	D6/705
D436,761	S *	1/2001	Stravitz	D6/675

(Continued)

Primary Examiner — John Windmuller

Assistant Examiner — Steven J Czyn

(74) *Attorney, Agent, or Firm* — Dean Craine; Marisa Whitaker

(57) **CLAIM**

The ornamental design for a wall mounted organizer rack, as shown and described.

DESCRIPTION

This patent contains at least one drawing/photograph executed in color. Copies of this patent with colored drawing(s)/photograph(s) will be provided by the Office upon request and payment of the necessary fee.

FIG. 1 is a top perspective view of a wall mounted organizer rack.

FIG. 2 is a front elevational view of the wall mounted organizer rack.

FIG. 3 is a rear elevational view of the wall mounted organizer rack.


FIG. 4 is a top plan view of the wall mounted organizer rack.

FIG. 5 is a bottom plan view of the wall mounted organizer rack.

FIG. 6 is a right side elevational view of the wall mounted organizer rack; and,

FIG. 7 is a left side elevational view of the wall mounted organizer rack.

1 Claim, 7 Drawing Sheets
(7 of 7 Drawing Sheet(s) Filed in Color)



(56)

References Cited

U.S. PATENT DOCUMENTS

D442,806	S	*	5/2001	Stravitz	D6/675.1
D444,654	S	*	7/2001	Draheim	D6/675.1
D456,658	S	*	5/2002	Harwanko	D6/570
D474,933	S	*	5/2003	Kaposi	D6/569
D718,958	S	*	12/2014	Boorazanes	D6/675
D761,591	S	*	7/2016	Boorazanes	D6/574
D769,023	S	*	10/2016	Tsai	D6/566
D793,121	S	*	8/2017	Aliwalas	D6/553
D813,567	S	*	3/2018	Browning	D6/552

* cited by examiner




FIG. 1




FIG. 2




FIG. 3




FIG. 4




FIG. 5




FIG. 6

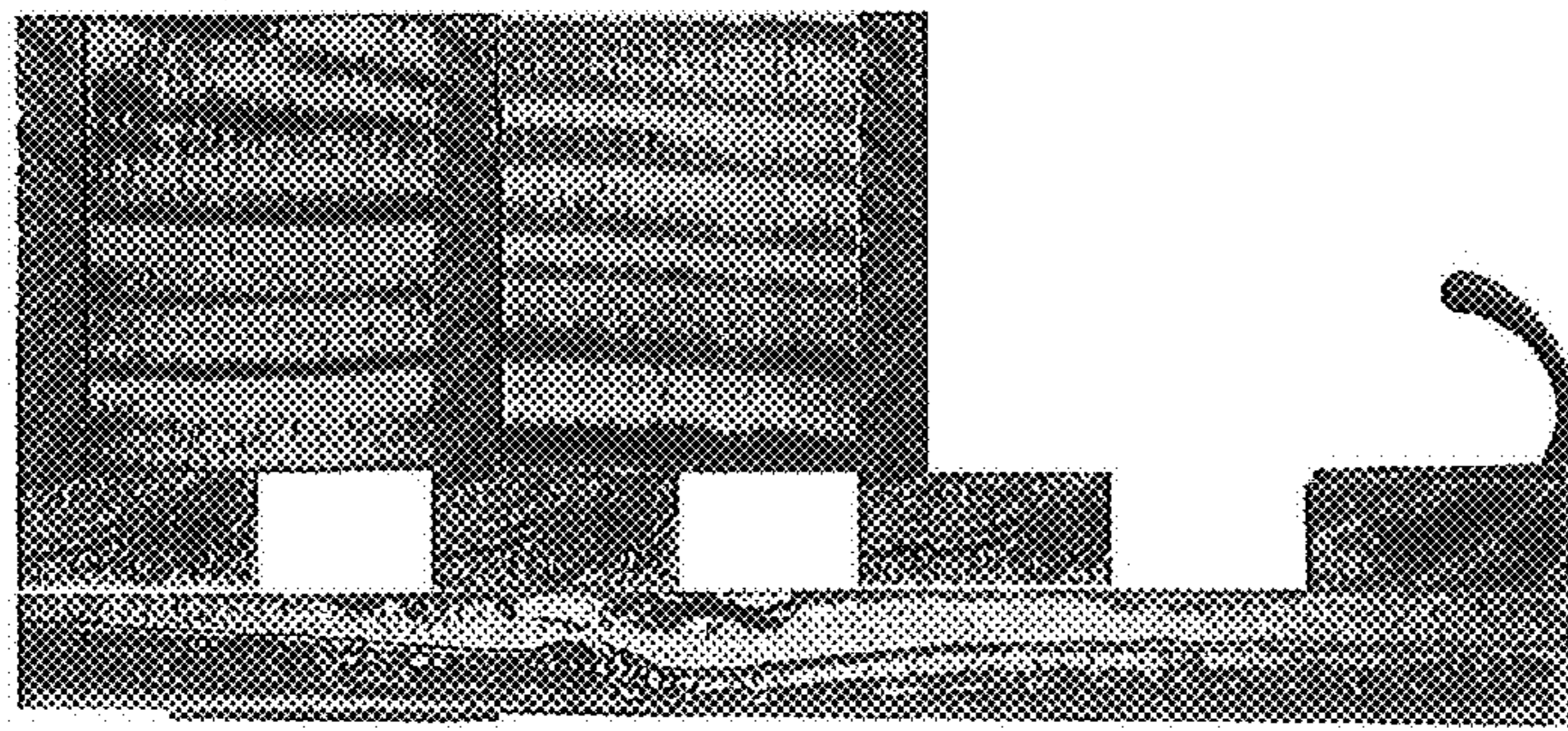


FIG. 7