



US00D851960S

(12) **United States Design Patent**
Waidelich

(10) **Patent No.:** **US D851,960 S**

(45) **Date of Patent:** **** Jun. 25, 2019**

(54) **PILLOW SHAM**

(71) Applicant: **Linda M. Waidelich**, Davie, FL (US)

(72) Inventor: **Linda M. Waidelich**, Davie, FL (US)

(**) Term: **15 Years**

(21) Appl. No.: **29/567,079**

(22) Filed: **Jun. 6, 2016**

(51) **LOC (11) Cl.** **06-09**

(52) **U.S. Cl.**
USPC **D6/601**

(58) **Field of Classification Search**
USPC D6/601, 602; 5/489-492, 495
CPC .. A47G 9/0207; A47G 9/0238; A47G 9/0253;
A47C 21/026

See application file for complete search history.

(56) **References Cited**

U.S. PATENT DOCUMENTS

- 299,309 A * 5/1884 Wilson A47C 21/026
5/492
- 794,619 A * 7/1905 Guth A47C 31/04
160/368.2
- 806,766 A * 12/1905 Balentine A47C 21/026
160/338
- D122,496 S * 9/1940 Marghab D6/616
- 2,262,436 A * 11/1941 Cotton A47G 9/0238
5/501

- 4,393,520 A * 7/1983 Koch A41D 13/08
2/16
- D317,841 S * 7/1991 Mendyk D6/602
- D341,982 S * 12/1993 Yacenda D6/602
- D471,750 S * 3/2003 Jamvold D6/601

* cited by examiner

Primary Examiner — R. Johnson

(74) *Attorney, Agent, or Firm* — Nancy J. Flint, Attorney at Law, P.A.; Nancy J. Flint, Esq.

(57) **CLAIM**

The ornamental design for a pillow sham, as shown and described.

DESCRIPTION

FIG. 1 is a front view of a pillow sham showing my new design;

FIG. 2 is a bottom perspective view showing the pillow sham;

FIG. 3 is a top view showing the pillow sham;


FIG. 4 is a bottom view showing the pillow sham;

FIG. 5 is a left side view showing the pillow sham; and,

FIG. 6 is a front perspective view showing the pillow sham as used.

Right side views not shown are mirror images of left side views. Rear views not shown are mirror images of front views. The broken lines shown in the drawings are for the purpose of illustrating environment that forms no part of the claimed design.

1 Claim, 5 Drawing Sheets






Fig. 1




Fig. 2




Fig. 3




Fig. 4

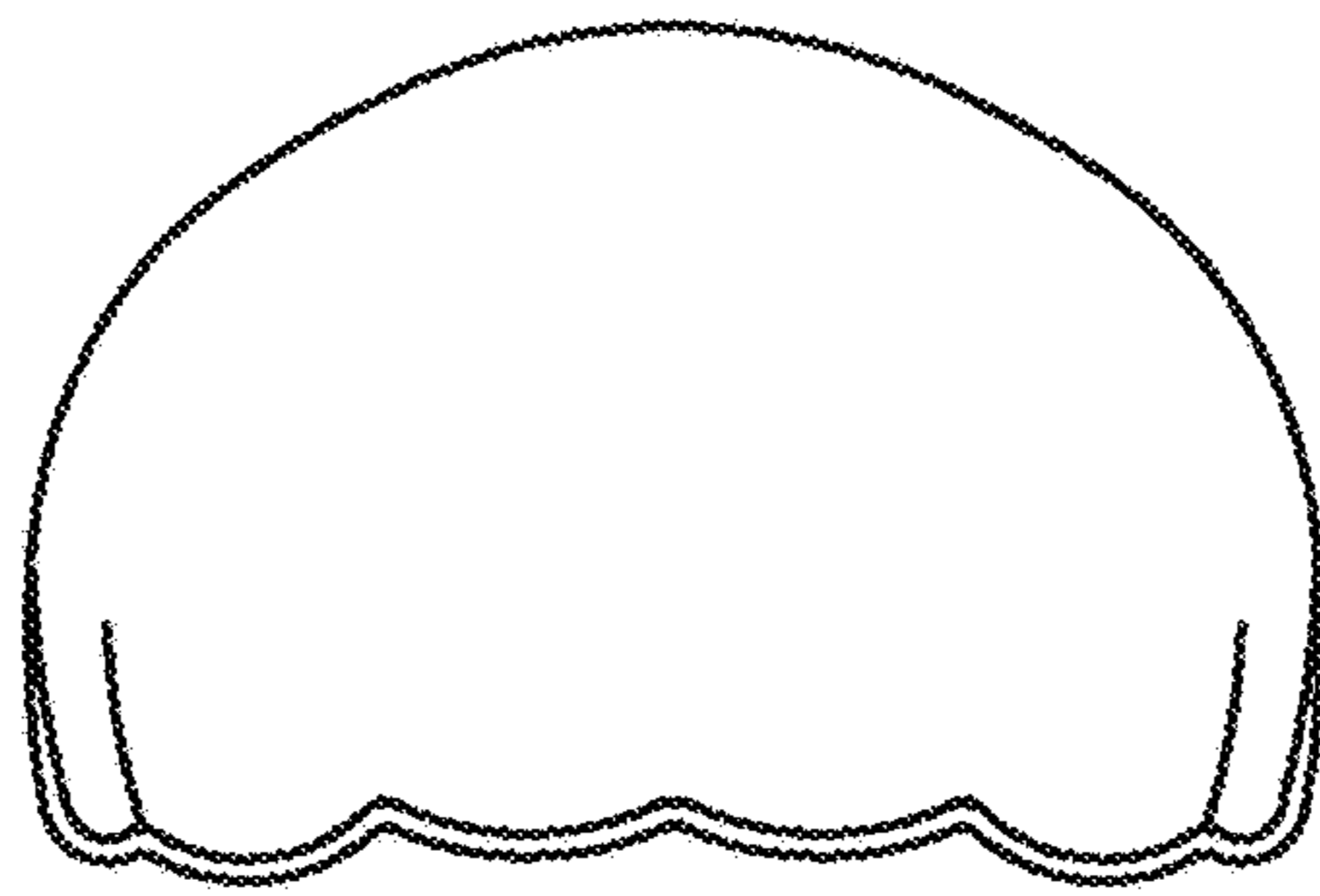


FIG. 5

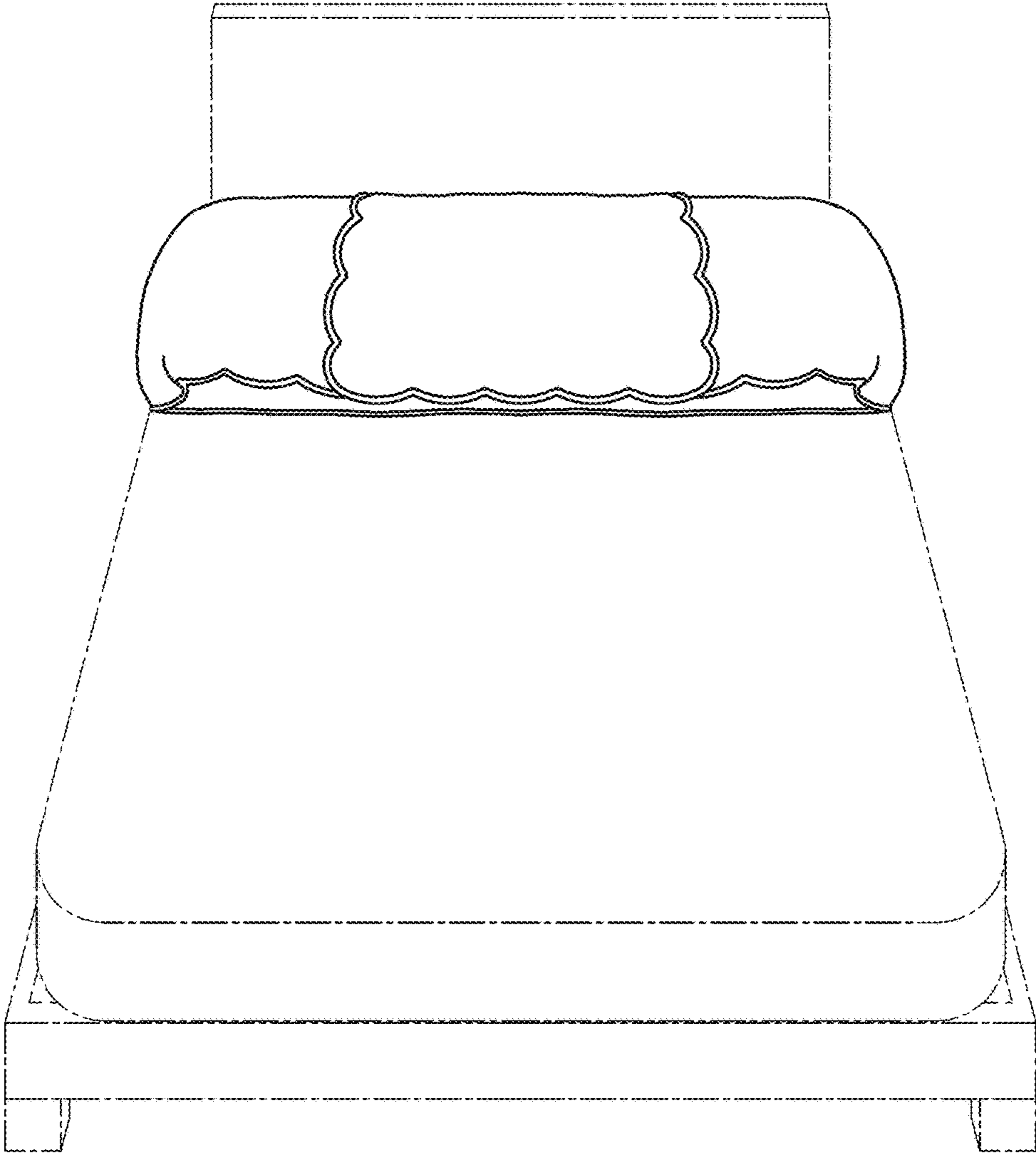


FIG. 6