



US00D851940S

(12) **United States Design Patent**
Weber et al.

(10) **Patent No.:** **US D851,940 S**
(45) **Date of Patent:** **** Jun. 25, 2019**

(54) **TOOTHBRUSH CLEANING PAD**
(71) Applicant: **Michael Weber**, Munich (DE)
(72) Inventors: **Michael Weber**, Munich (DE); **Marcus Wiedemann**, Munich (DE)

(**) Term: **15 Years**
(21) Appl. No.: **29/621,607**

(22) Filed: **Oct. 10, 2017**

(30) **Foreign Application Priority Data**

May 30, 2017 (EP) 004023562-0001

(51) **LOC (11) Cl.** **04-02**
(52) **U.S. Cl.**
USPC **D4/137**

(58) **Field of Classification Search**
USPC D2/701, 856, 860; D24/183, 184, 187,
D24/188, 189; D29/122; D19/10, 40;
D10/64; D8/399
CPC F16B 43/00; F16B 41/002
See application file for complete search history.

(56) **References Cited**

U.S. PATENT DOCUMENTS

D53,939 S * 10/1919 Sheppard D24/189
D133,842 S * 9/1942 Alt 33/565
2,987,214 A * 6/1961 Radack H01R 13/447
220/242
4,922,147 A * 5/1990 Sismour, Jr. H02K 3/24
310/53
5,354,628 A * 10/1994 Watanabe H01M 2/1241
429/101
D403,774 S * 1/1999 Laughlin D24/189
6,504,273 B2 * 1/2003 Tong H02K 9/10
310/58

D490,728 S * 6/2004 Goen D10/64
D572,436 S * 7/2008 Boateng D2/853
D622,399 S * 8/2010 Veon D12/128
D630,416 S * 1/2011 Lockhart, III D2/860
D633,200 S * 2/2011 Saffer D24/128
8,701,264 B2 * 4/2014 Martinson F16B 2/005
29/525.01
D772,410 S * 11/2016 Huelskamp D24/145
9,841,047 B2 * 12/2017 Porter F16B 41/002
D835,979 S * 12/2018 Lin D8/399
D837,015 S * 1/2019 Tchakarov D8/70

* cited by examiner

Primary Examiner — Karen E Eldridge Powers

(74) *Attorney, Agent, or Firm* — Carter, Deluca & Farrell LLP

(57) **CLAIM**

The ornamental design for a toothbrush cleaning pad, as shown and described.

DESCRIPTION

FIG. 1 is a front elevation view of a toothbrush cleaning pad in accordance with the present design;
FIG. 2 is a rear elevation view of the toothbrush cleaning pad of FIG. 1;
FIG. 3 is a right, side elevation view of the toothbrush cleaning pad of FIG. 1;
FIG. 4 is a left, side elevation view of the toothbrush cleaning pad of FIG. 1, the left side being a mirror image of the right side;
FIG. 5 is a top plan view of the toothbrush cleaning pad of FIG. 1;
FIG. 6 is a bottom plan view of the toothbrush cleaning pad of FIG. 1; and,
FIG. 7 is a perspective view of the toothbrush cleaning pad of FIG. 1.

1 Claim, 7 Drawing Sheets

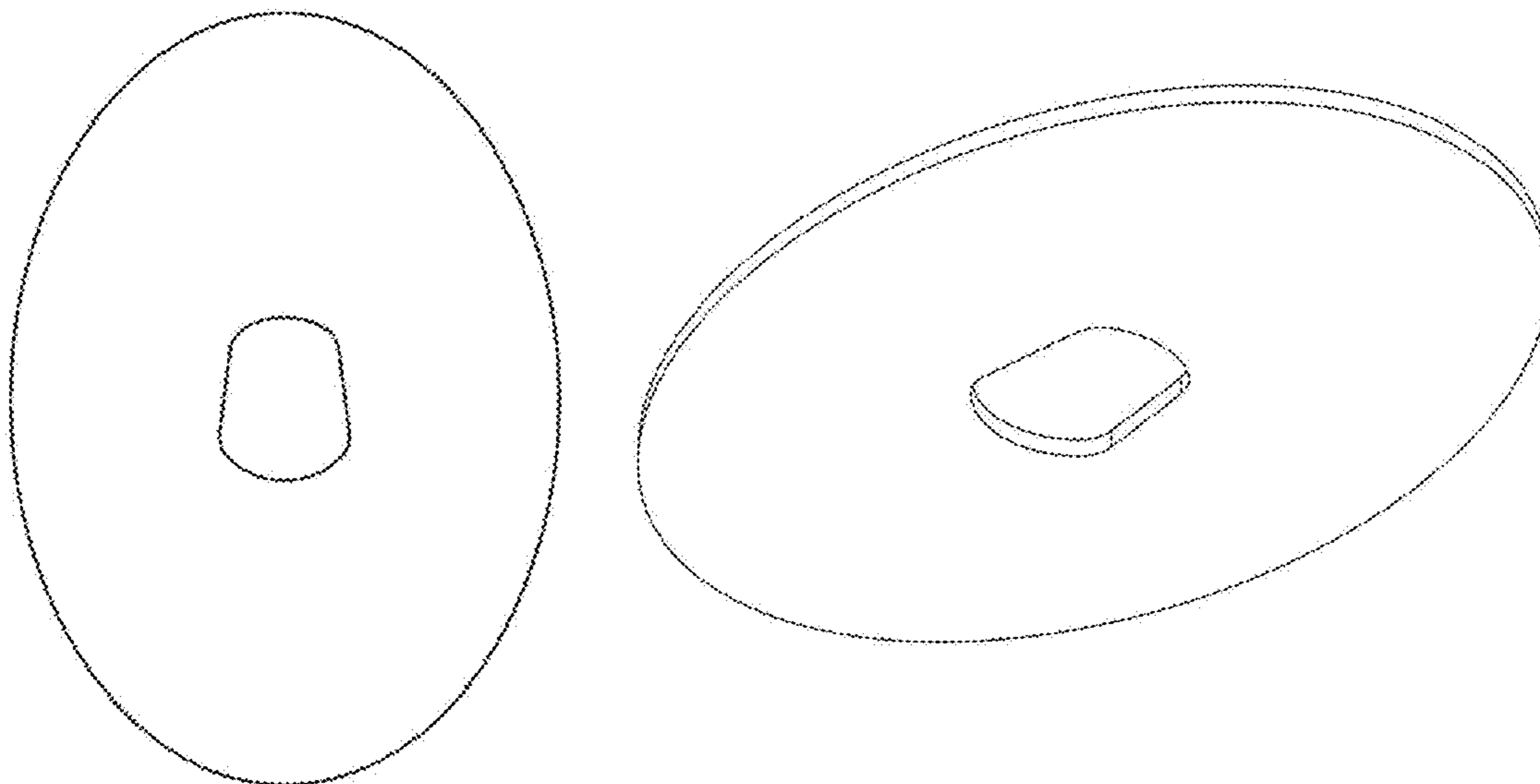


FIG. 1




FIG. 2




FIG. 3




FIG. 4




FIG. 5

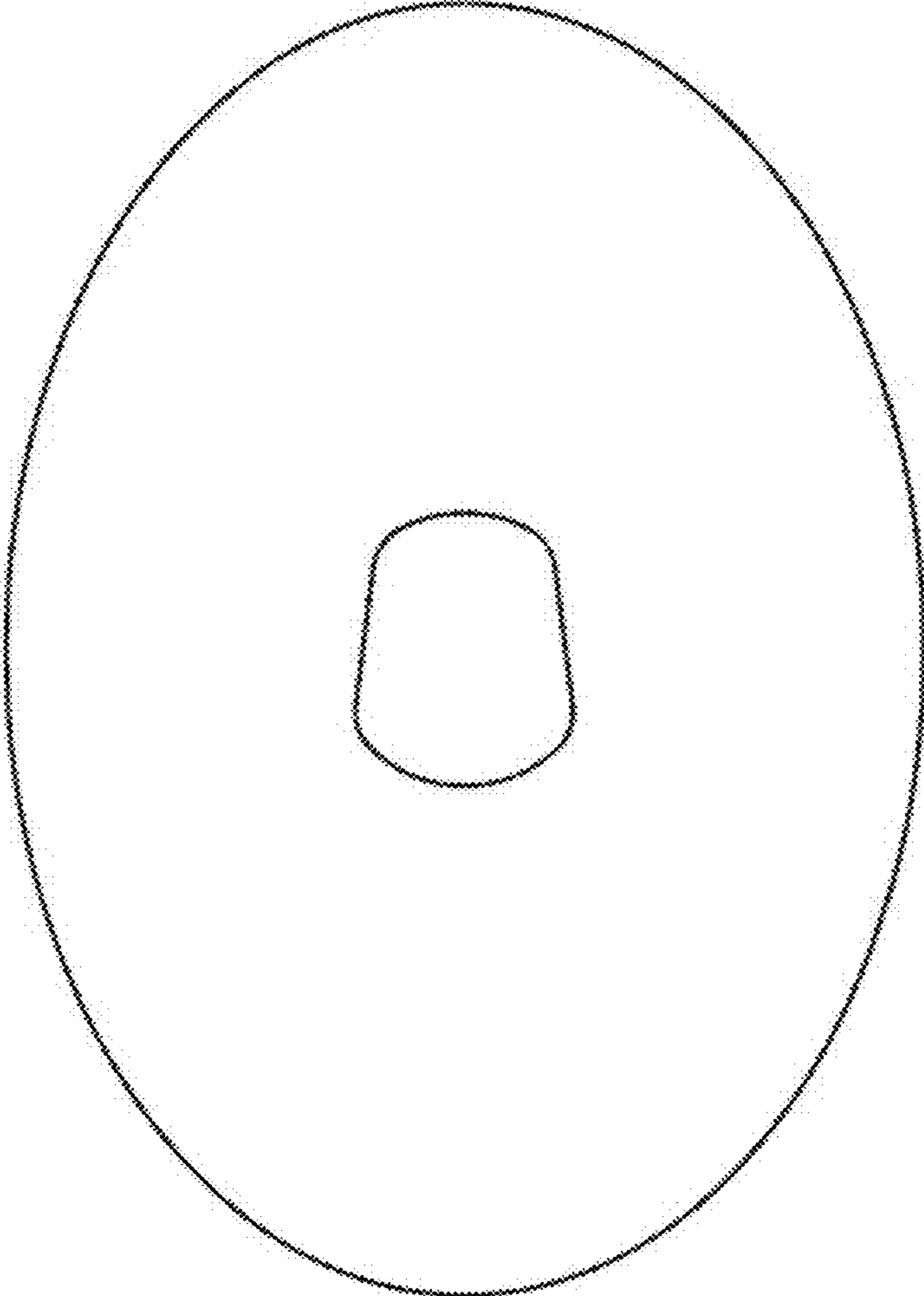


FIG. 6

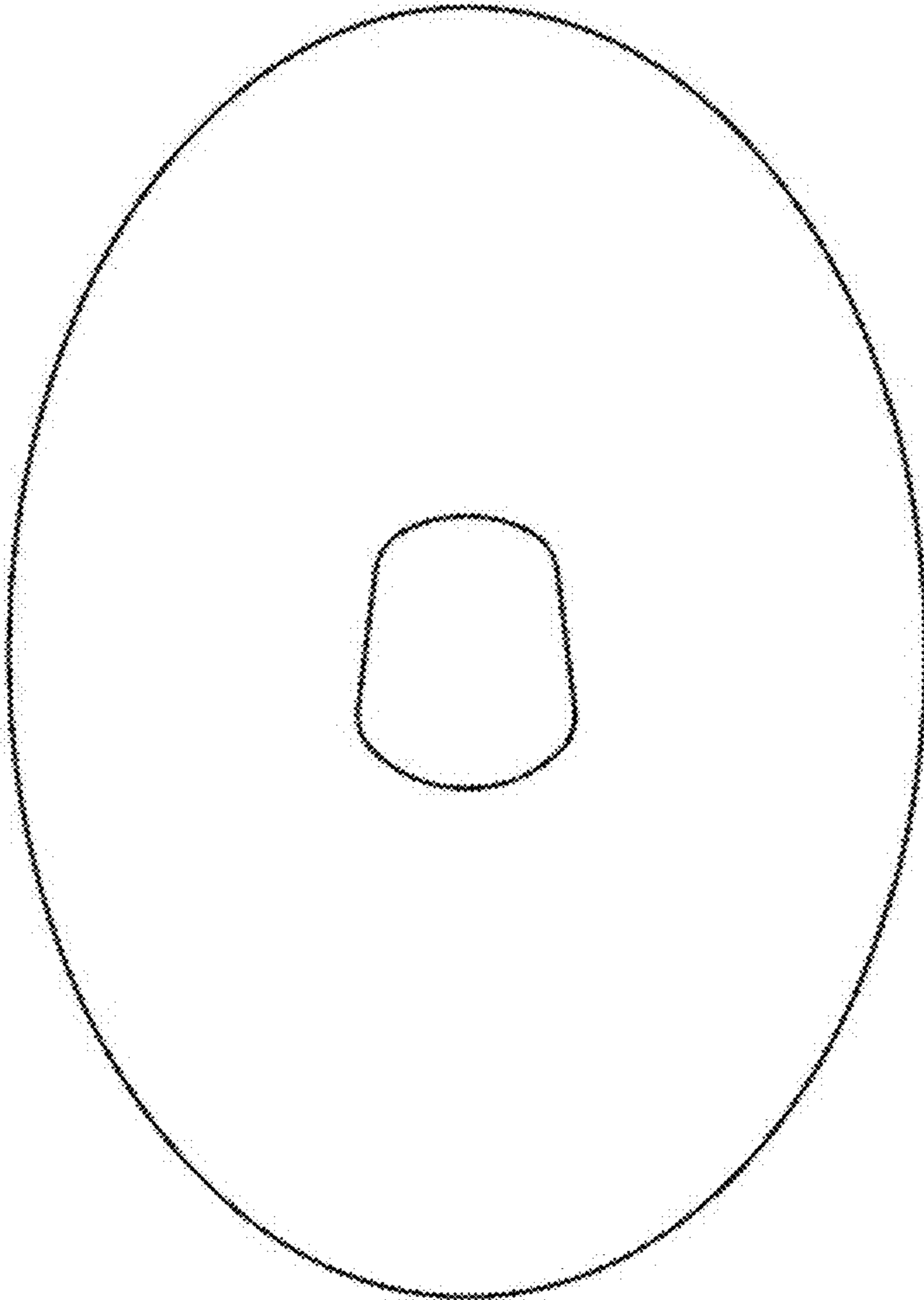


FIG. 7

