



US00D851928S

(12) **United States Design Patent** (10) **Patent No.:** **US D851,928 S**
Moore (45) **Date of Patent:** **** Jun. 25, 2019**

(54) **CARD HOLDER**

(71) Applicant: **Aaron W. Moore**, Carrollton, TX (US)

(72) Inventor: **Aaron W. Moore**, Carrollton, TX (US)

(**) Term: **15 Years**

(21) Appl. No.: **29/614,603**

(22) Filed: **Aug. 21, 2017**

(51) **LOC (11) Cl.** **03-01**

(52) **U.S. Cl.**
USPC **D3/247**

(58) **Field of Classification Search**
USPC D3/232-253, 273-277, 292, 303, 304,
D3/285, 287, 318, 212; D14/250, 251,
D14/440
CPC .. A45C 1/024; A45C 3/04; A45C 3/06; A45C
3/08; A45C 3/10; A45C 7/0059; A45C
7/0077; A45C 13/08; A45C 13/26; A45C
2001/083; A45C 1/06
See application file for complete search history.

(56) **References Cited**

U.S. PATENT DOCUMENTS

3,847,195	A *	11/1974	Tyrseck	A45C 1/06 150/147
D247,930	S	5/1978	Glaser		
D295,920	S *	5/1988	Osofsky	D3/207
D429,068	S	8/2000	Kleinsmith		
D435,340	S	12/2000	Kojoori		
D436,724	S	1/2001	Kojoori		
D471,354	S *	3/2003	Daniels	D3/247
D480,206	S *	10/2003	Howard	D3/212
6,886,283	B2	5/2005	Arraut		
D510,187	S	10/2005	Chan		
D551,446	S	9/2007	Elnekaveh		
D584,049	S	1/2009	Uzelac		
D608,093	S *	1/2010	Moore	D3/250
D619,361	S *	7/2010	Andre	D3/269
D621,617	S *	8/2010	Austin	D3/299
D622,958	S *	9/2010	Moore	D3/247

D670,692	S *	11/2012	Akana	D14/341
D677,658	S *	3/2013	Akana	D14/341
D689,482	S *	9/2013	Akana	D14/341
D690,098	S *	9/2013	Murchison	D3/232
D724,841	S *	3/2015	Schneider	D3/247
D772,212	S *	11/2016	Daniel	D14/250

(Continued)

OTHER PUBLICATIONS

Corker Minimalist Slim Card Holder, first available Nov. 3, 2016, amazon.com [online]. Retrieved Nov. 4, 2018 from internet <URL:https://www.amazon.com/Corkor-Minimalist-Pocket-Wallet-Non-Leather/dp/B01C4HEF2U> (Year: 2016).*

Primary Examiner — Cathron C Brooks

Assistant Examiner — Andrew T Nemeth

(74) *Attorney, Agent, or Firm* — Scott Harper; Harper Bates & Champion LLP

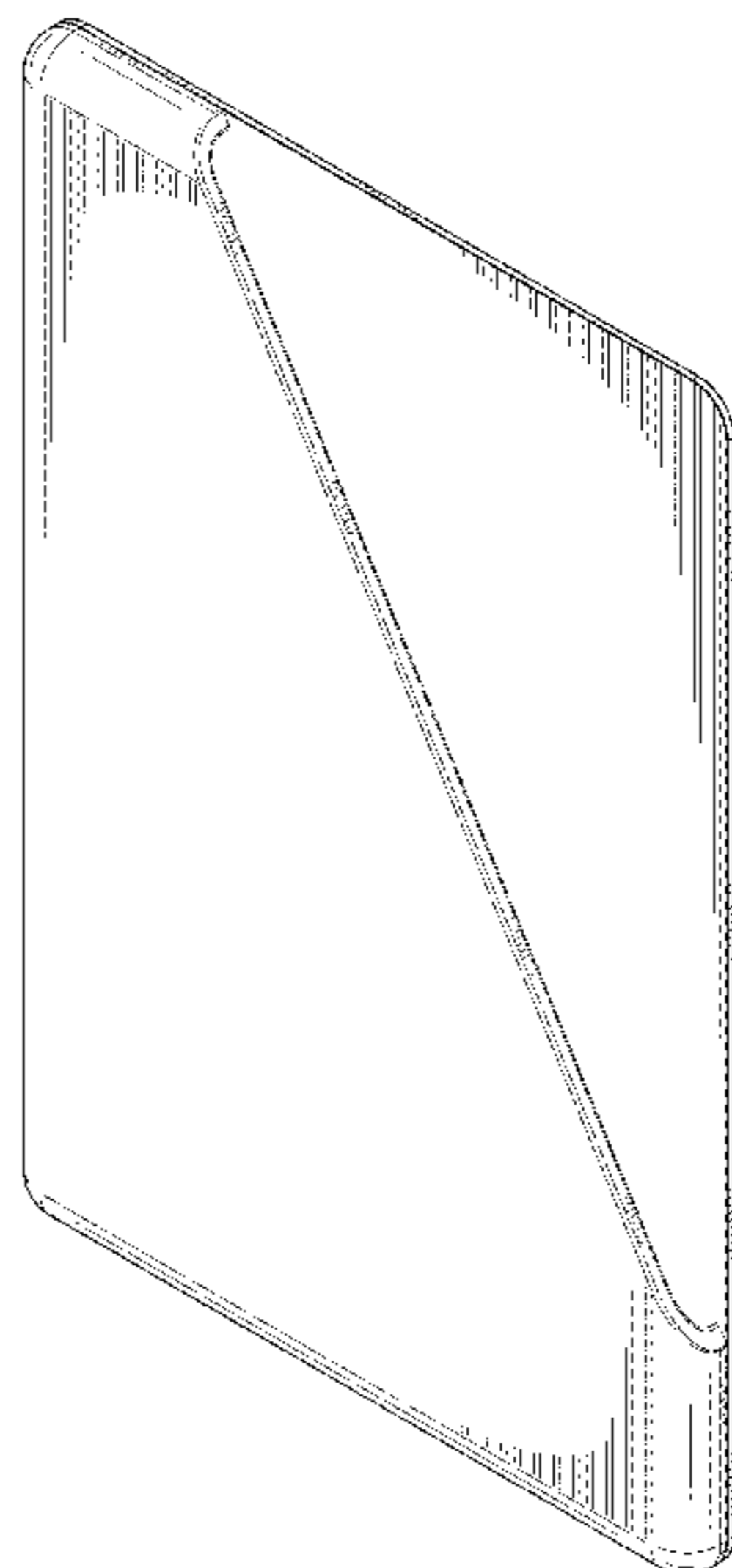
(57) **CLAIM**

The ornamental design for a card holder, as shown and described.

DESCRIPTION

FIG. 1 is a front perspective view of the card holder of the present invention;
FIG. 2 is a front elevational view of the card holder of the present invention;
FIG. 3 is a rear elevational view of the card holder of the present invention;
FIG. 4 is a right side view of the card holder of the present invention;
FIG. 5 is a left side view of the card holder of the present invention;
FIG. 6 is a top view of the card holder of the present invention; and,
FIG. 7 is a bottom view of the card holder of the present invention.

1 Claim, 5 Drawing Sheets



(56)

References Cited

U.S. PATENT DOCUMENTS

D772,882 S * 11/2016 Paschke D14/440
2014/0083578 A1 3/2014 Moore

* cited by examiner

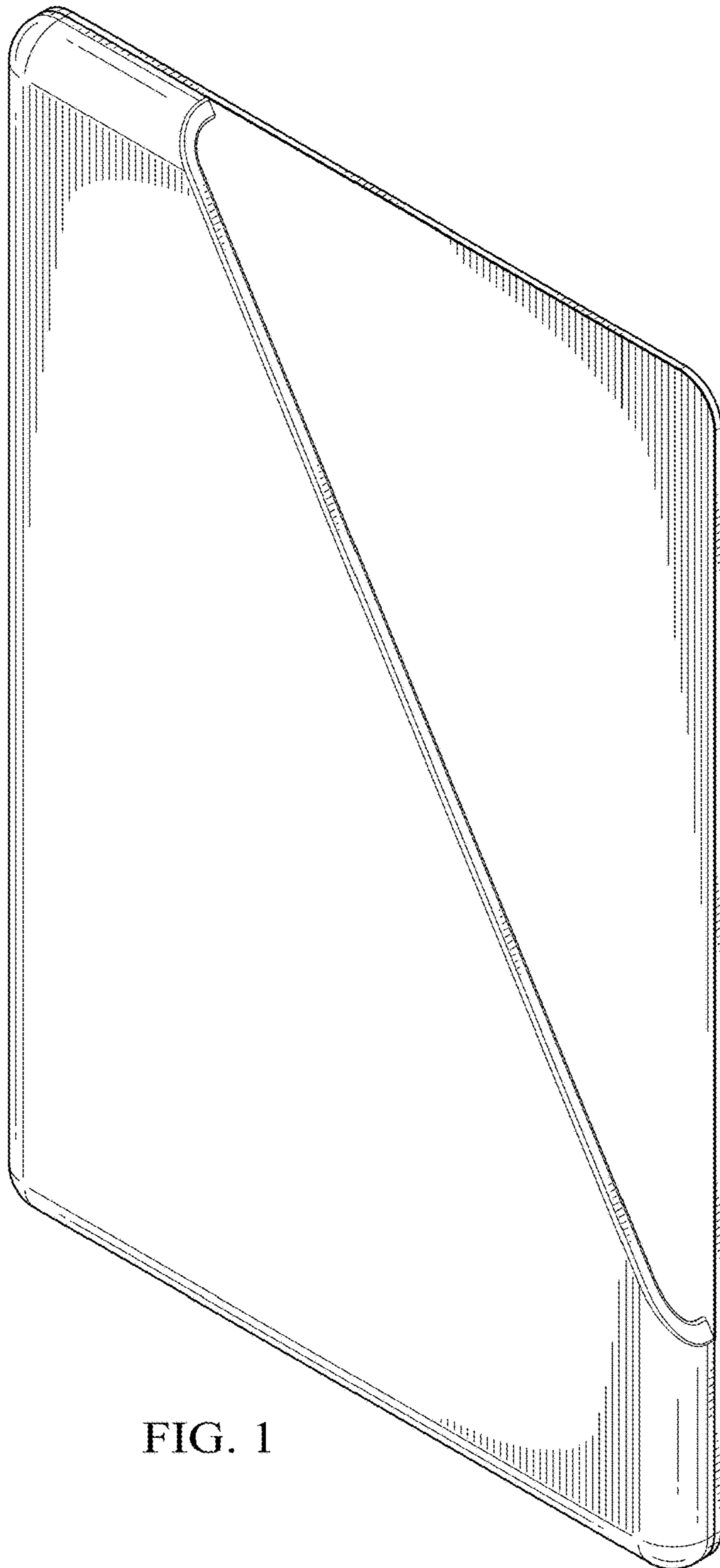


FIG. 1

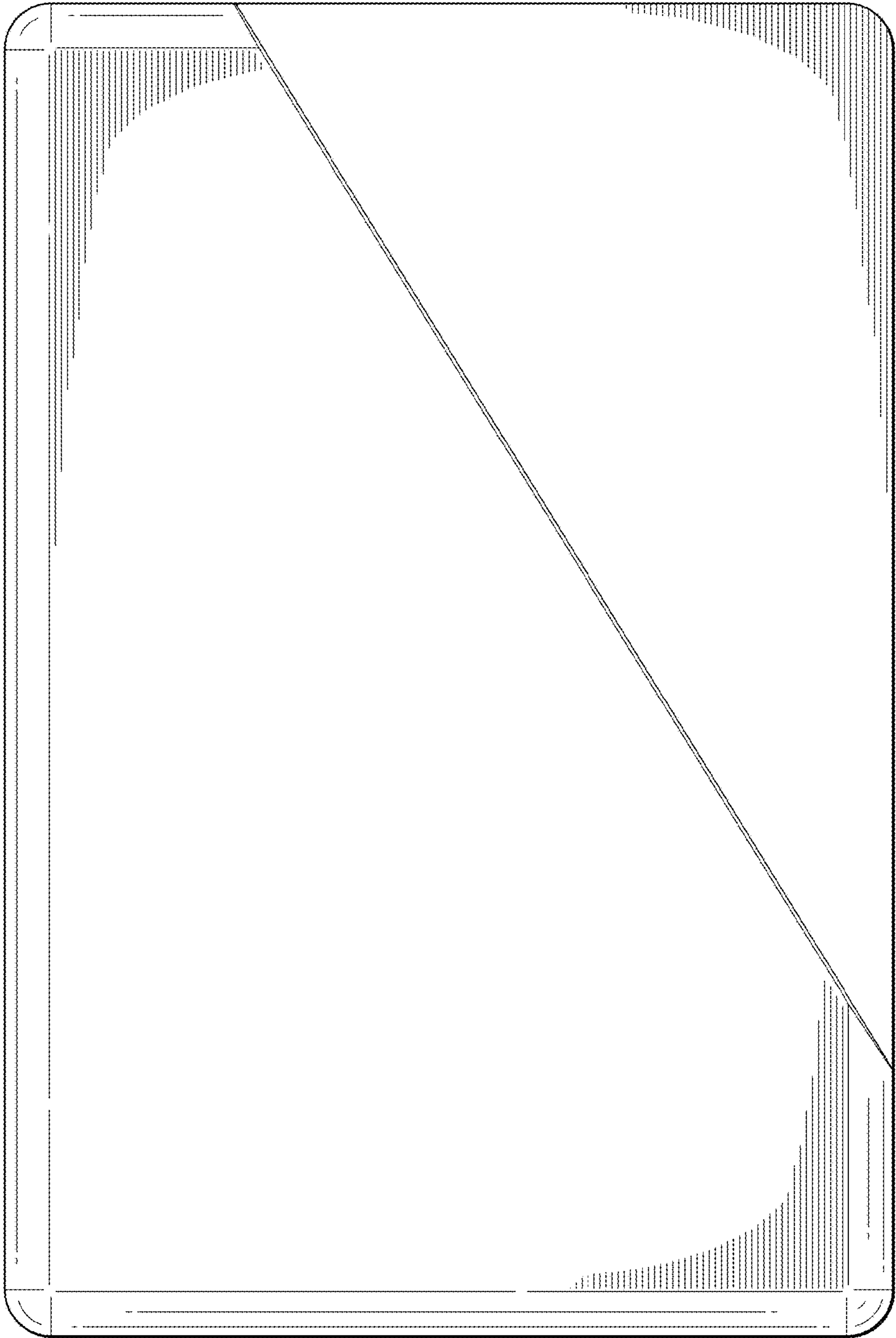


FIG. 2




FIG. 3




FIG. 4




FIG. 5




FIG. 6




FIG. 7