



US00D851922S

(12) **United States Design Patent**  
**Dumas**

(10) **Patent No.:** **US D851,922 S**  
(45) **Date of Patent:** **\*\* Jun. 25, 2019**

(54) **BAG**  
(71) Applicant: **HERMES SELLIER (SOCIÉTÉ PAR ACTIONS SIMPLIFIÉE**, Paris (FR)  
(72) Inventor: **Pierre-Alexis Dumas**, Paris (FR)  
(\*\*) Term: **15 Years**  
(21) Appl. No.: **35/503,762**  
(22) Filed: **Sep. 21, 2017**

D335,957 S \* 6/1993 Cantrell ..... 224/148.5  
D583,551 S \* 12/2008 Stulman ..... D3/232  
D599,545 S \* 9/2009 Nelson ..... A45C 1/024  
D3/232  
D611,706 S \* 3/2010 Angles ..... D3/243  
D630,014 S \* 1/2011 Von Furstenberg ..... D3/232  
D631,652 S \* 2/2011 Vauzelles ..... D3/232  
D668,863 S \* 10/2012 Maier ..... D3/232  
D669,262 S \* 10/2012 Gonzalez ..... D3/232  
D680,328 S \* 4/2013 Alexandre ..... D3/232  
D785,323 S \* 5/2017 Maier ..... D3/243  
D787,180 S \* 5/2017 Maier ..... D3/243  
D798,051 S \* 9/2017 Nair ..... D3/243

\* cited by examiner

(80) **Hague Agreement Data**

Int. Filing Date: **Sep. 21, 2017**  
Int. Reg. No.: **DM/097828**  
Int. Reg. Date: **Sep. 21, 2017**  
Int. Reg. Pub. Date: **Oct. 6, 2017**

*Primary Examiner* — Holly E Thurman

(57) **CLAIM**

The ornamental design for a bag, as shown and described.

(51) **LOC (11) Cl.** ..... **03-01**  
(52) **U.S. Cl.**  
USPC ..... **D3/232**  
(58) **Field of Classification Search**  
USPC ..... D3/232–233, 240–243, 245–247,  
D3/249–253, 273, 277, 292, 318  
CPC ..... A45C 1/024; A45C 3/06  
See application file for complete search history.

**DESCRIPTION**


(56) **References Cited**

U.S. PATENT DOCUMENTS

1,562,408 A \* 11/1925 Berkowitz ..... A45C 3/06  
150/103  
D101,920 S \* 11/1936 Lewis ..... D3/243  
D147,008 S \* 7/1947 Graham ..... D3/243  
D213,746 S \* 4/1969 D’Elia; et al. .... D3/303  
D218,374 S \* 8/1970 Kuroda ..... D3/303

1. Bag  
FIG. 1.1 is a perspective view of a bag of the claimed design;  
FIG. 1.2 is a front elevational view of the bag shown in FIG.  
1.1;  
FIG. 1.3 is a back elevational view of the bag shown in FIG.  
1.1;  
FIG. 1.4 is a right elevational view of the bag shown in FIG.  
1.1;  
FIG. 1.5 is a left elevational view of the bag shown in FIG.  
1.1;  
FIG. 1.6 is a top plan view of the bag shown in FIG. 1.1; and  
FIG. 1.7 is a bottom plan view of the bag shown in FIG. 1.1.  
The claimed design is shown in the figures by solid lines as  
well as by broken lines that represent stitching.


**1 Claim, 7 Drawing Sheets**



**1.1**



1.2



1.3




1.4



1.5



1.6



1.7

