



US00D851915S

(12) **United States Design Patent** (10) **Patent No.:** **US D851,915 S**
Bedolla (45) **Date of Patent:** **** Jun. 25, 2019**

(54) **CASE FOR A WRITING INSTRUMENT**

6,681,933 B1 * 1/2004 Demsien A45C 11/34
206/214

(71) Applicant: **Sanford, L.P.**, Atlanta, GA (US)

D555,895 S * 11/2007 Lalier D3/205

(72) Inventor: **Jim Bedolla**, Munster, IN (US)

D566,173 S * 4/2008 Roismann D3/206

(73) Assignee: **Sanford, L.P.**, Atlanta, GA (US)

D638,215 S * 5/2011 Kellington D3/203.1

D699,030 S * 2/2014 Etzler D3/206

2003/0192808 A1 * 10/2003 Clarizio A45C 11/34

206/575

(**) Term: **15 Years**

* cited by examiner

(21) Appl. No.: **29/623,866**

Primary Examiner — Charles D Hanson

(22) Filed: **Oct. 27, 2017**

(74) *Attorney, Agent, or Firm* — Eversheds Sutherland

(51) **LOC (11) Cl.** **03-03**

(US) LLP

(52) **U.S. Cl.**

(57) **CLAIM**

USPC **D3/206**

The ornamental design for a “case for a writing instrument,”
as shown and described.

(58) **Field of Classification Search**

DESCRIPTION

USPC D3/205, 206

CPC A45C 11/34; A45C 11/36

See application file for complete search history.

FIG. 1 is a perspective view of a case for a writing instrument showing a new design;

FIG. 2 is a top view thereof;

FIG. 3 is a bottom view thereof;

FIG. 4 is a right view thereof;

FIG. 5 is a left view thereof;

FIG. 6 is a front view thereof; and,

FIG. 7 is a rear view thereof.

(56) **References Cited**

The broken lines are shown for the purpose of illustrating environmental subject matter and parts of the case for a writing instrument that form no part of the claimed design.

U.S. PATENT DOCUMENTS

D254,528 S * 3/1980 Reichman D3/206

D315,446 S * 3/1991 Dieterich D19/85

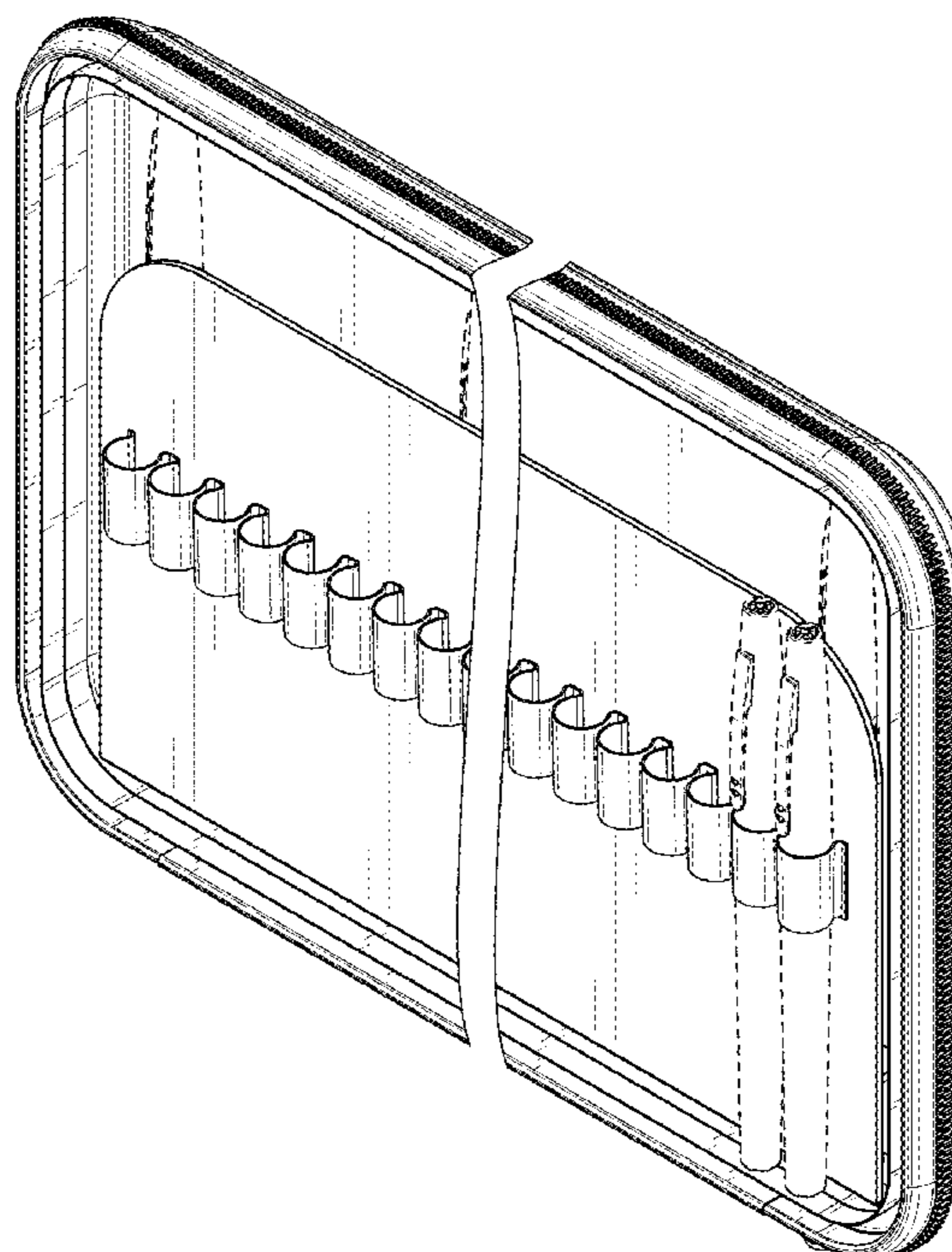
D332,468 S * 1/1993 Tarozzi D19/106

D400,435 S * 11/1998 Appelbaum D9/415

D434,647 S * 12/2000 Appelbaum D9/415

D476,811 S * 7/2003 Brookhouse D3/206

1 Claim, 7 Drawing Sheets



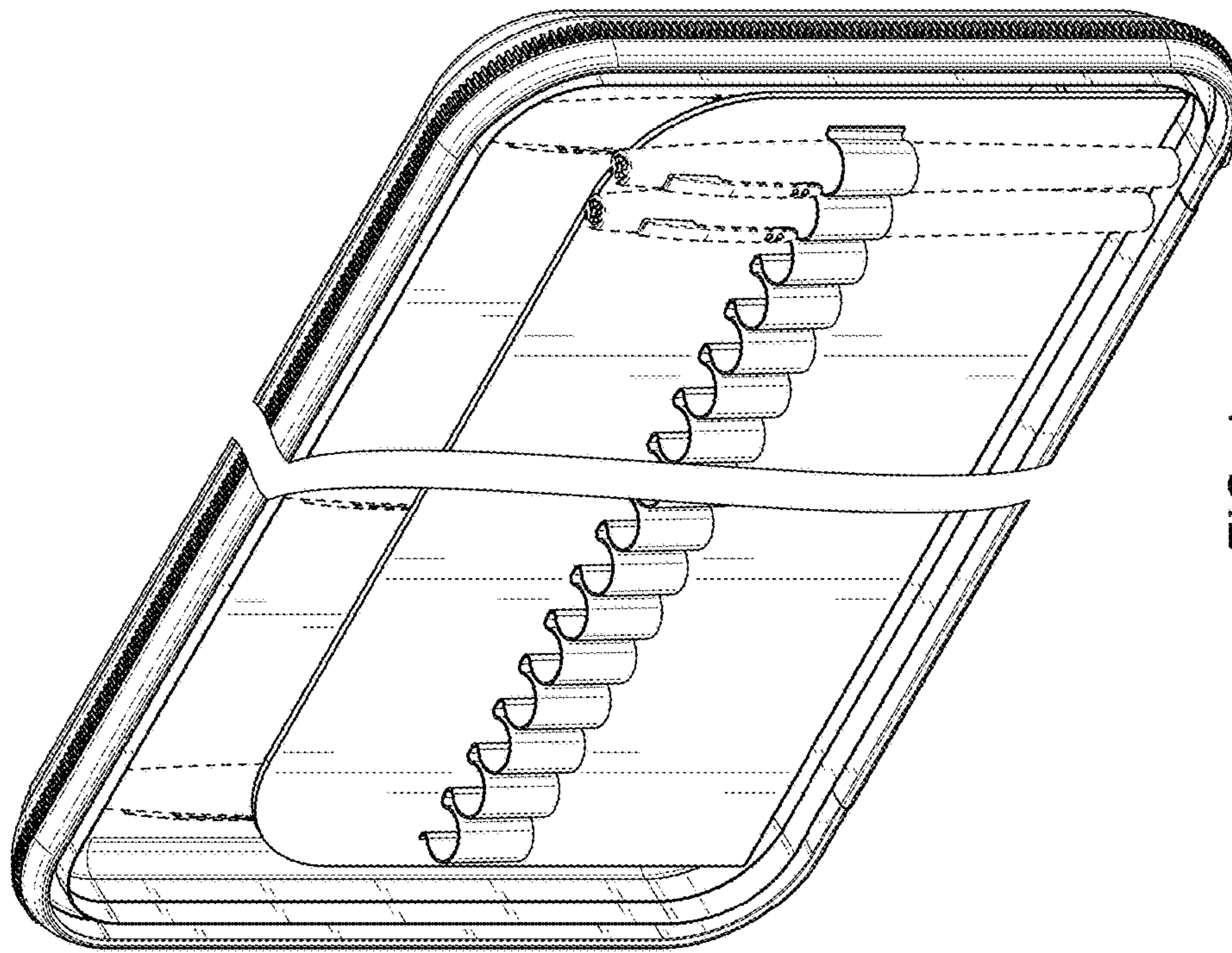


FIG. 1

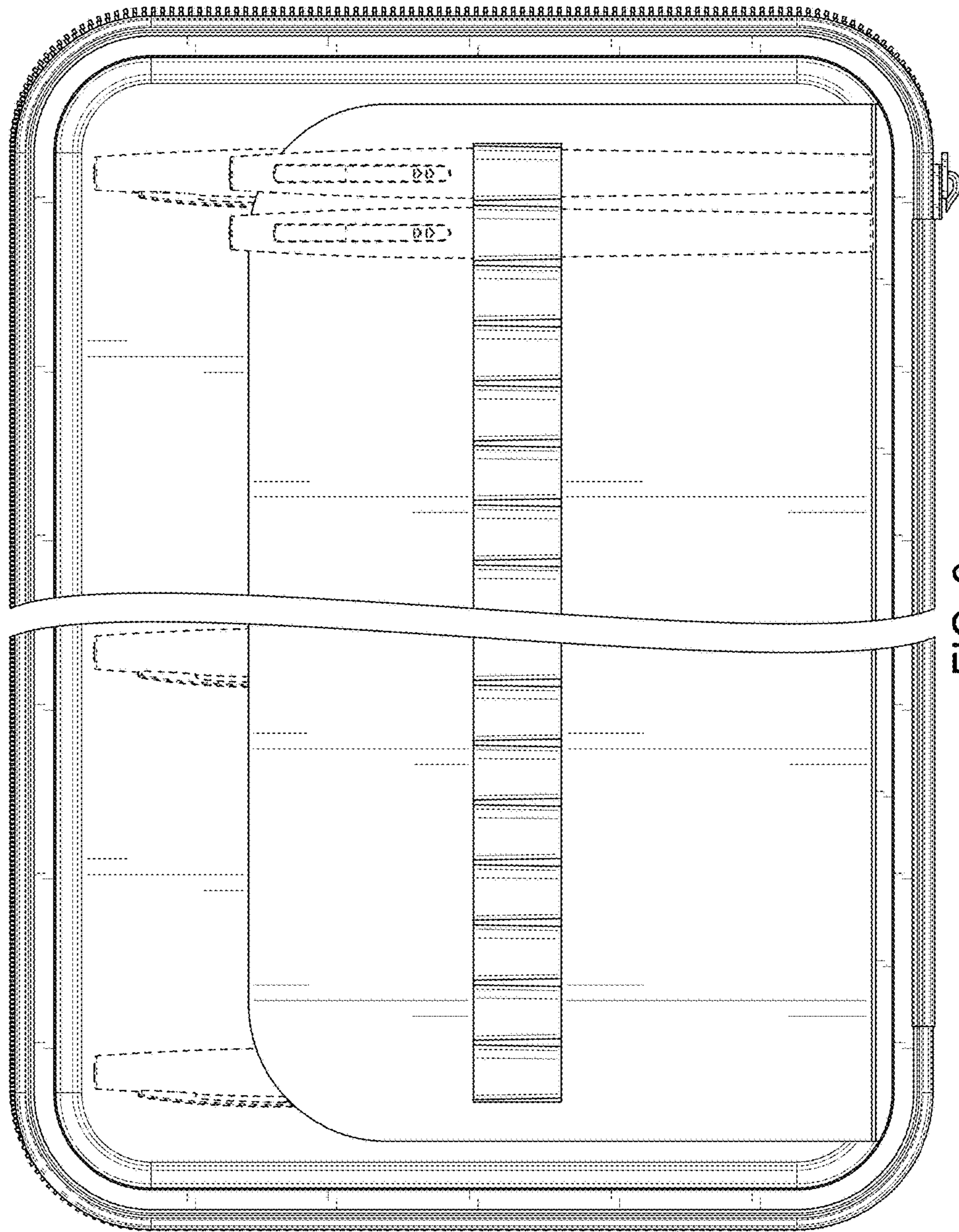


FIG. 2




FIG. 3

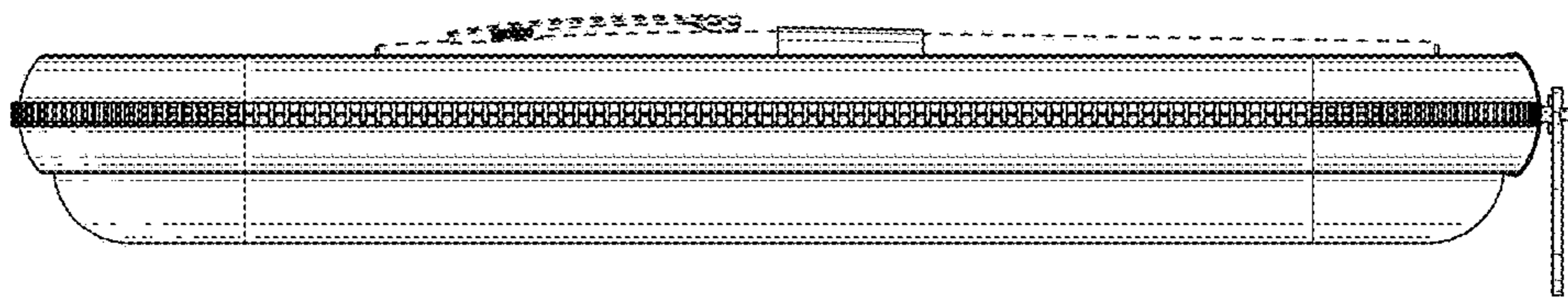


FIG. 4

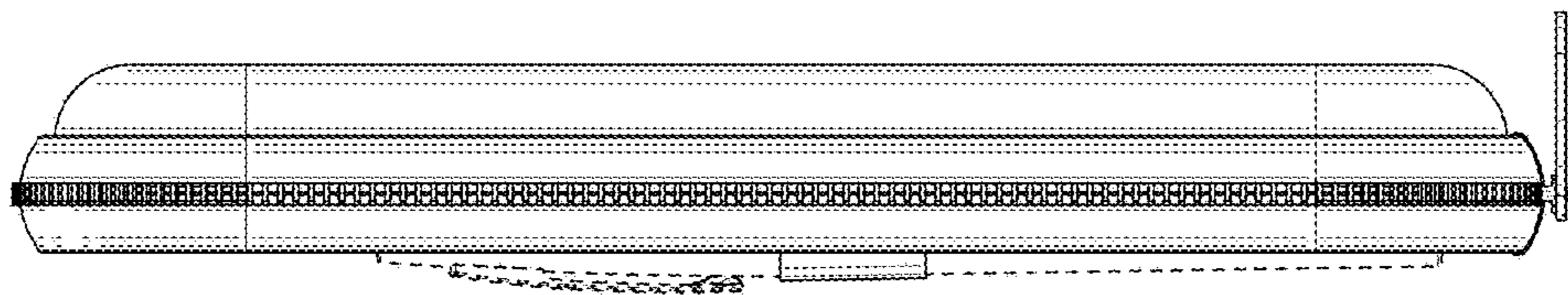


FIG. 5

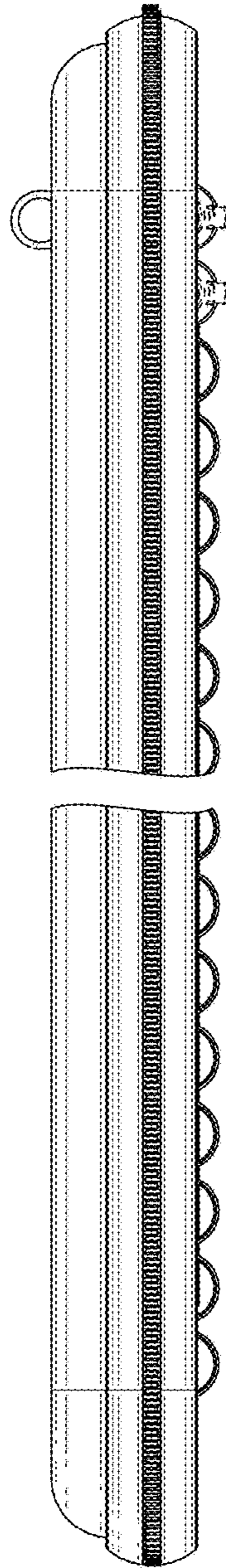


FIG. 6

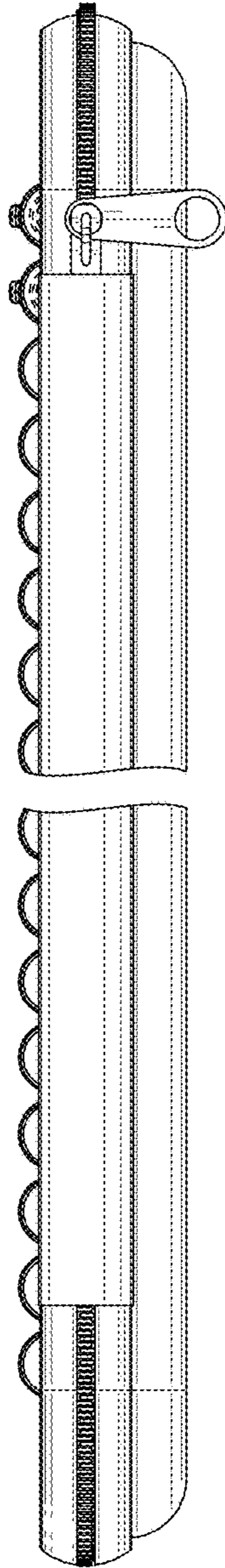


FIG. 7