



US00D851888S

(12) **United States Design Patent** (10) **Patent No.:** **US D851,888 S**
Frantz (45) **Date of Patent:** **** Jun. 25, 2019**

(54) **SHOE**
(71) Applicant: **Skechers U.S.A., Inc. II**, Manhattan Beach, CA (US)
(72) Inventor: **James Frantz**, Stroudsburg, PA (US)
(73) Assignee: **Skechers U.S.A., Inc. II**, Manhattan Beach, CA (US)
(**) Term: **15 Years**
(21) Appl. No.: **29/666,147**
(22) Filed: **Oct. 10, 2018**
(51) **LOC (11) Cl.** **02-99**
(52) **U.S. Cl.**
USPC **D2/971**
(58) **Field of Classification Search**
USPC D2/896, 900, 925-944, 946, 971, 978
CPC ... A43B 13/181; A43B 13/141; A43B 13/186;
A43B 13/188; A43B 23/00; A43B 23/02;
A43B 5/00; A43B 23/26; A43B 1/04;
A43B 11/14; A43B 7/00; A43B 3/12;
A43B 3/10; A43C 3/00; A43C 5/00;
A43C 7/00; A43C 11/004
See application file for complete search history.

D100,730 S 8/1936 Jayne
D100,971 S * 8/1936 Odencrants D2/941
D101,704 S * 10/1936 Levin D2/941
D110,071 S * 6/1938 Saccal D2/941
D112,058 S * 11/1938 Delman D2/941
D112,086 S * 11/1938 Perubia D2/930
D129,277 S 9/1941 Sutcliffe
D129,279 S 9/1941 Sutcliffe
D136,614 S 11/1943 Baudendistel
D136,615 S 11/1943 Crawford
D151,099 S 9/1948 Strauss
D451,263 S * 12/2001 Ransan D2/929
D566,956 S * 4/2008 Belley D2/971
D637,387 S * 5/2011 Issler D2/971
D664,335 S 7/2012 Garcia Mira
D711,077 S 8/2014 Bell
D787,172 S 5/2017 Buscemi
D792,081 S 7/2017 Law
D821,724 S * 7/2018 Frantz D2/969

* cited by examiner

Primary Examiner — Dominic V Simone
(74) *Attorney, Agent, or Firm* — Marshall A. Lerner;
Marvin H. Kleinberg; Kleinberg & Lerner, LLP

(57) **CLAIM**

The ornamental design for a shoe, as shown and described.

DESCRIPTION

FIG. 1 is a perspective view of a shoe showing my new design;
FIG. 2 is a front elevational view thereof;
FIG. 3 is a rear elevational view thereof;
FIG. 4 is a left side elevational view thereof;
FIG. 5 is a right side elevational view thereof;
FIG. 6 is a top plan view thereof; and,
FIG. 7 is a bottom plan view thereof.
The broken lines showing the remainder of the shoe are for illustrative purposes only and form no part of the claimed design.

1 Claim, 7 Drawing Sheets

(56) **References Cited**
U.S. PATENT DOCUMENTS
D84,412 S * 6/1931 Godlstein D2/941
D91,917 S * 4/1934 Bender D2/941
D91,935 S * 4/1934 Geller D2/937
D92,813 S * 7/1934 Kesler D2/941
D93,786 S * 11/1934 Mullin D2/941
D93,962 S 12/1934 Benjamin
D94,477 S * 2/1935 Grossman D2/941
D95,856 S 6/1935 Miller
D95,870 S 6/1935 Sofransky
D98,782 S 3/1936 Sholtz
D100,575 S * 7/1936 Miller D2/941



FIG. 1



FIG. 2

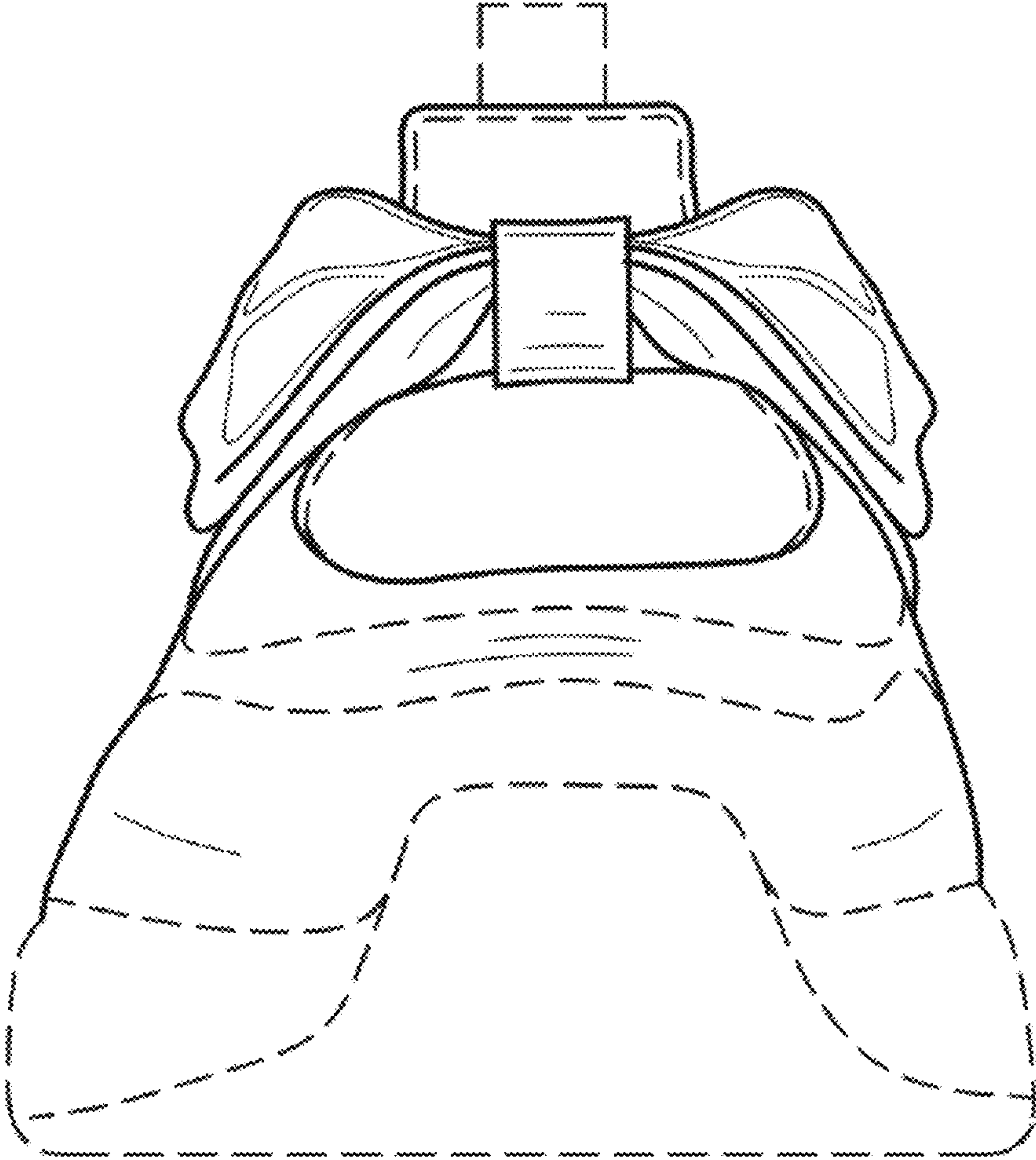


FIG. 3

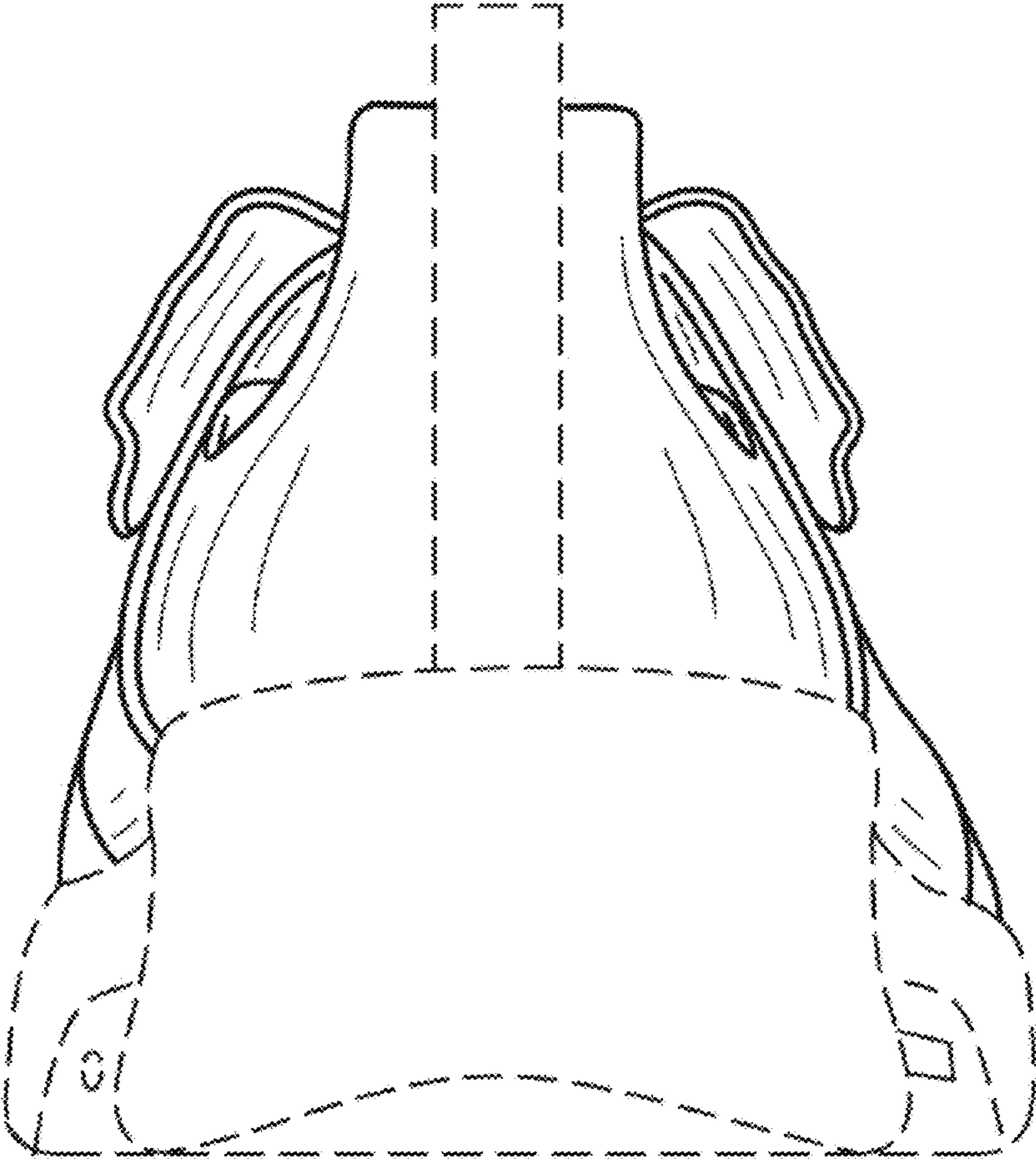


FIG. 4

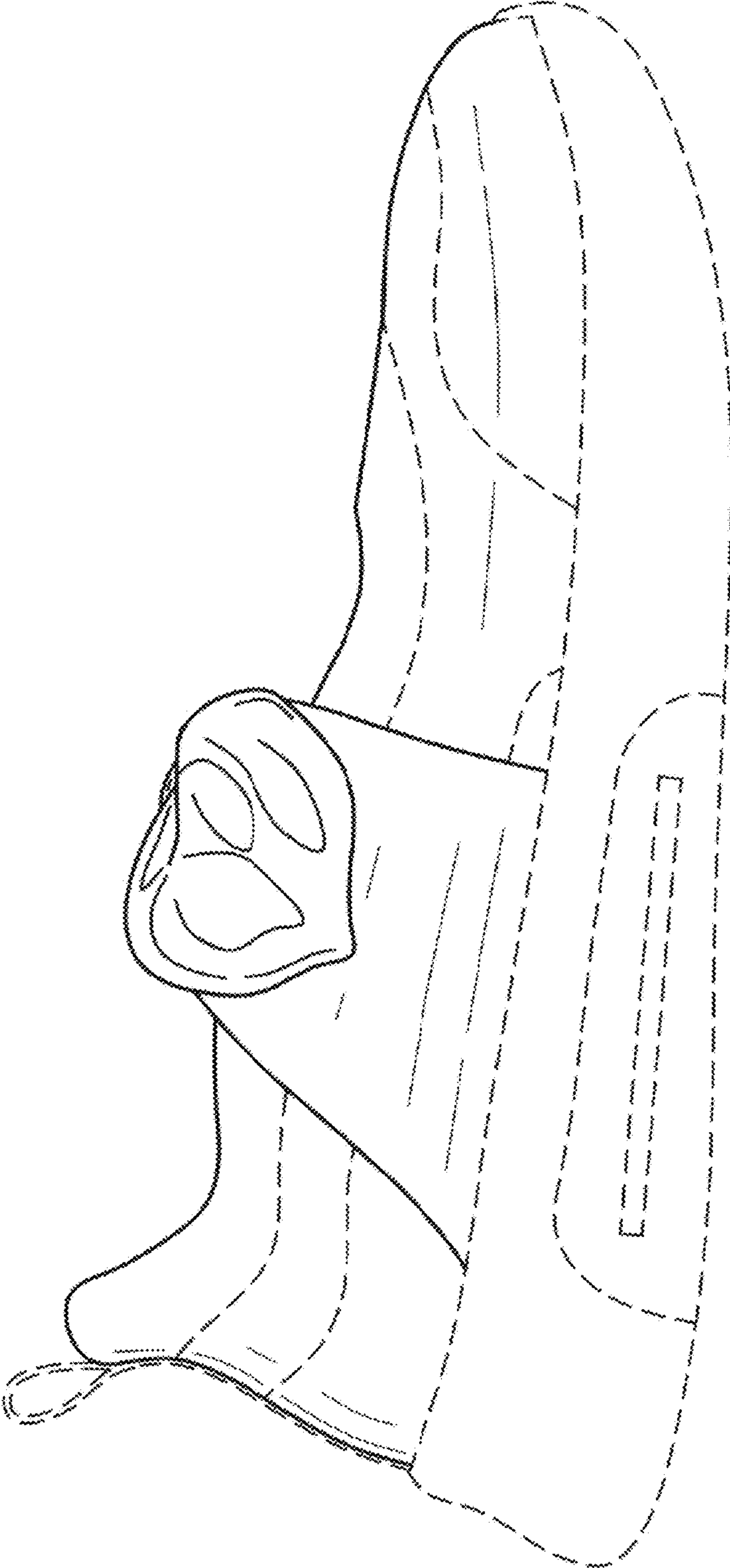


FIG. 5

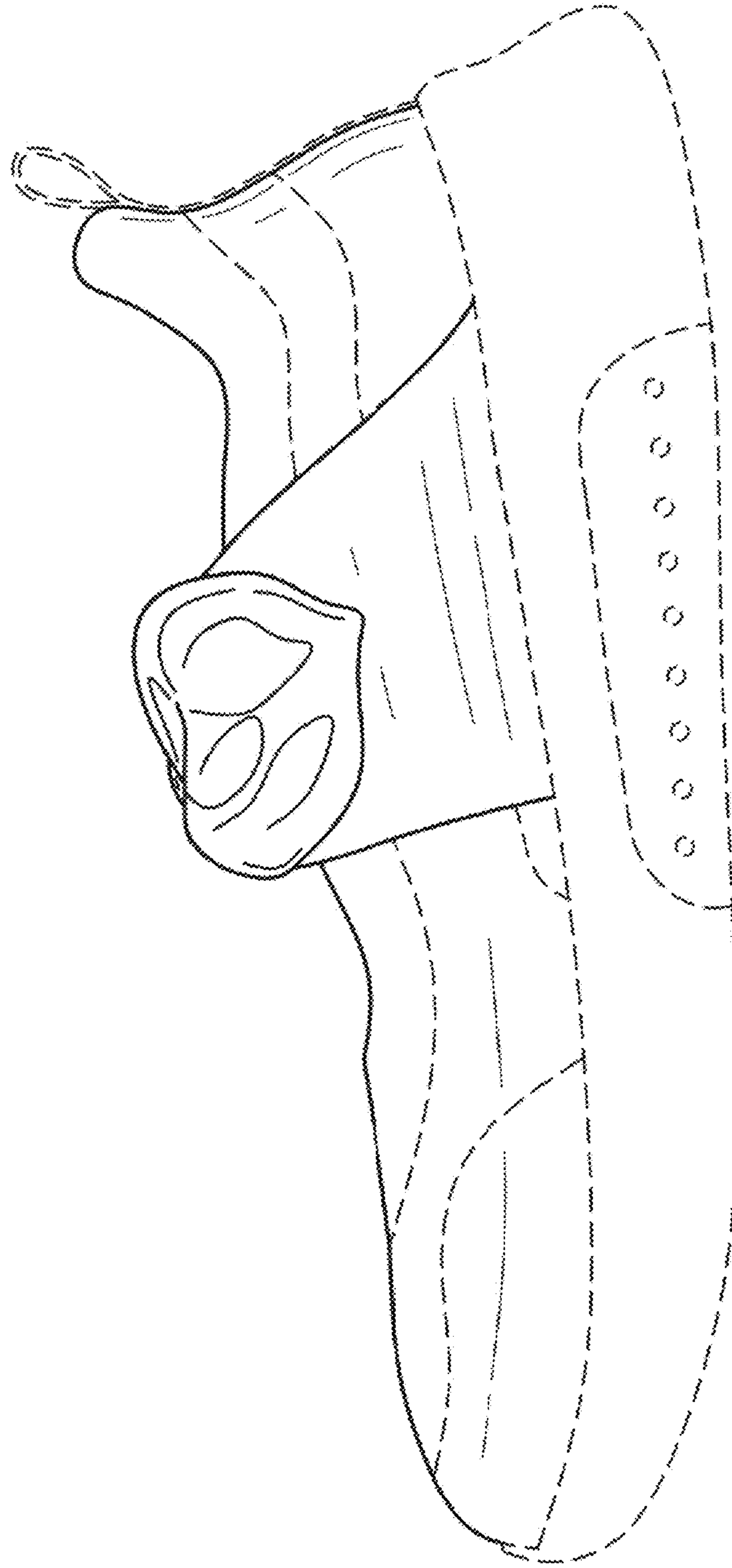


FIG. 6

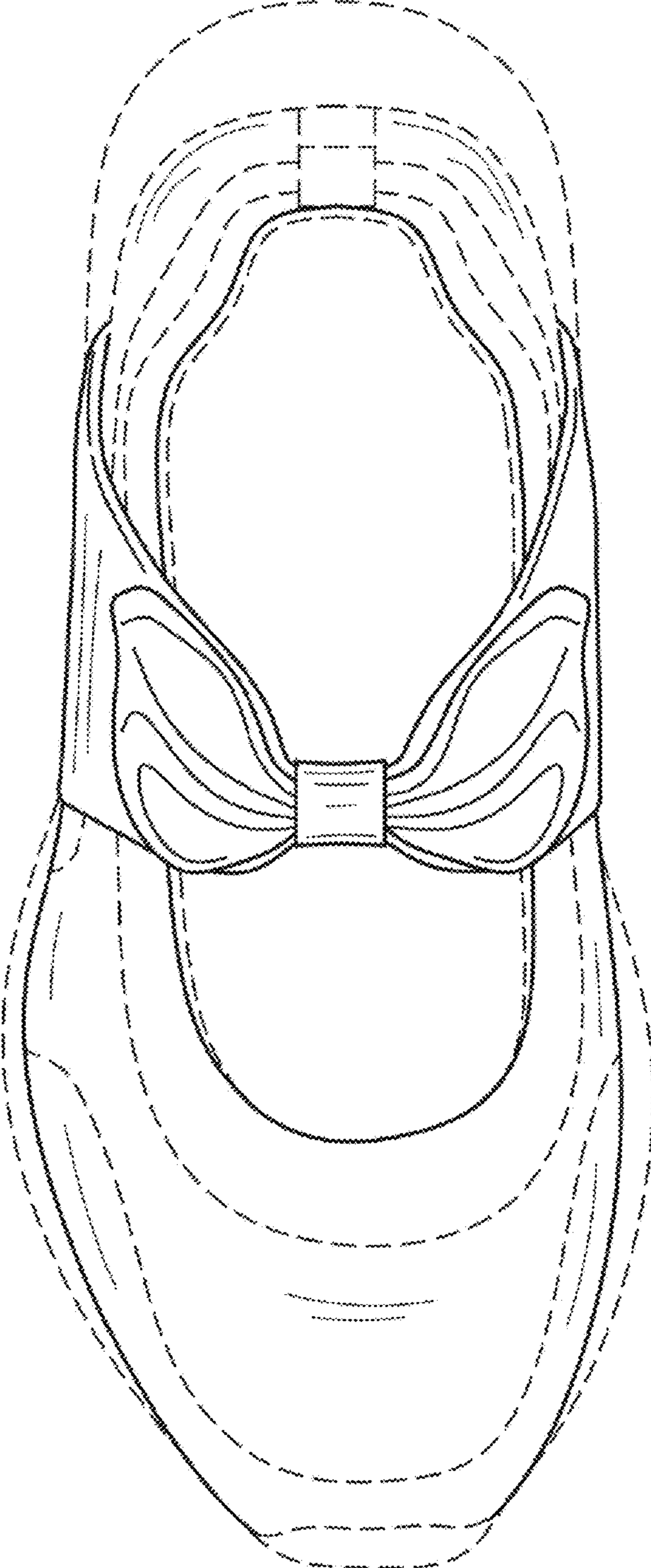


FIG. 7

