



US00D851886S

(12) **United States Design Patent**  
**Raynor**

(10) **Patent No.:** **US D851,886 S**  
(45) **Date of Patent:** **\*\* Jun. 25, 2019**

(54) **ORTHOTIC INSERT**

(71) Applicant: **Brian Raynor**, Indianapolis, IN (US)

(72) Inventor: **Brian Raynor**, Indianapolis, IN (US)

(\*\*) Term: **15 Years**

(21) Appl. No.: **29/611,740**

(22) Filed: **Jul. 25, 2017**

(51) **LOC (11) Cl.** ..... **02-04**

(52) **U.S. Cl.**

USPC ..... **D2/961**; D2/951; D2/964

(58) **Field of Classification Search**

USPC ..... D2/902-922, 923-943, 964-965

CPC ..... A43B 1/0036; A43B 21/00; A43B 21/02;

A43B 21/06; A43B 9/14; A43B 1/0045;

A43B 13/10; A43B 23/06; A43B 23/07;

A43B 5/12

See application file for complete search history.

(56) **References Cited**

**U.S. PATENT DOCUMENTS**

D587,889 S \* 3/2009 Issler ..... D2/951

D599,992 S \* 9/2009 McClaskie ..... D2/951

D710,576 S \* 8/2014 Amzallag ..... D2/923

D744,730 S \* 12/2015 Kirkwood ..... D2/923

D802,262 S \* 11/2017 Kirkwood ..... D2/926

**OTHER PUBLICATIONS**

Key Insights Orthotic Prescriptions posted by Lawrence Huppin posted date Jan. 3, 2006, © Podiatry Today, [online], [site visited

Jan. 14, 2019]. Available from Internet, <https://www.podiatrytoday.com/article/5034> (Year: 2006).\*

Heel Pads posted by Hapad posted review date Apr. 9, 2015, © Amazon, [online], [site visited Jan. 14, 2019]. Available from Internet, <https://www.amazon.com/HAPAD-Medial-Lateral-2x3-5-pairs> (Year: 2015).\*

\* cited by examiner

*Primary Examiner* — Cynthia Ramirez

*Assistant Examiner* — Laura H Yu

(74) *Attorney, Agent, or Firm* — William F. Bahret

(57) **CLAIM**

The ornamental design for an orthotic insert, as shown and described.

**DESCRIPTION**

FIG. 1 is a bottom perspective view of an orthotic insert showing my new design;

FIG. 2 is a bottom plan view thereof;

FIG. 3 is a left side view of the orthotic insert;

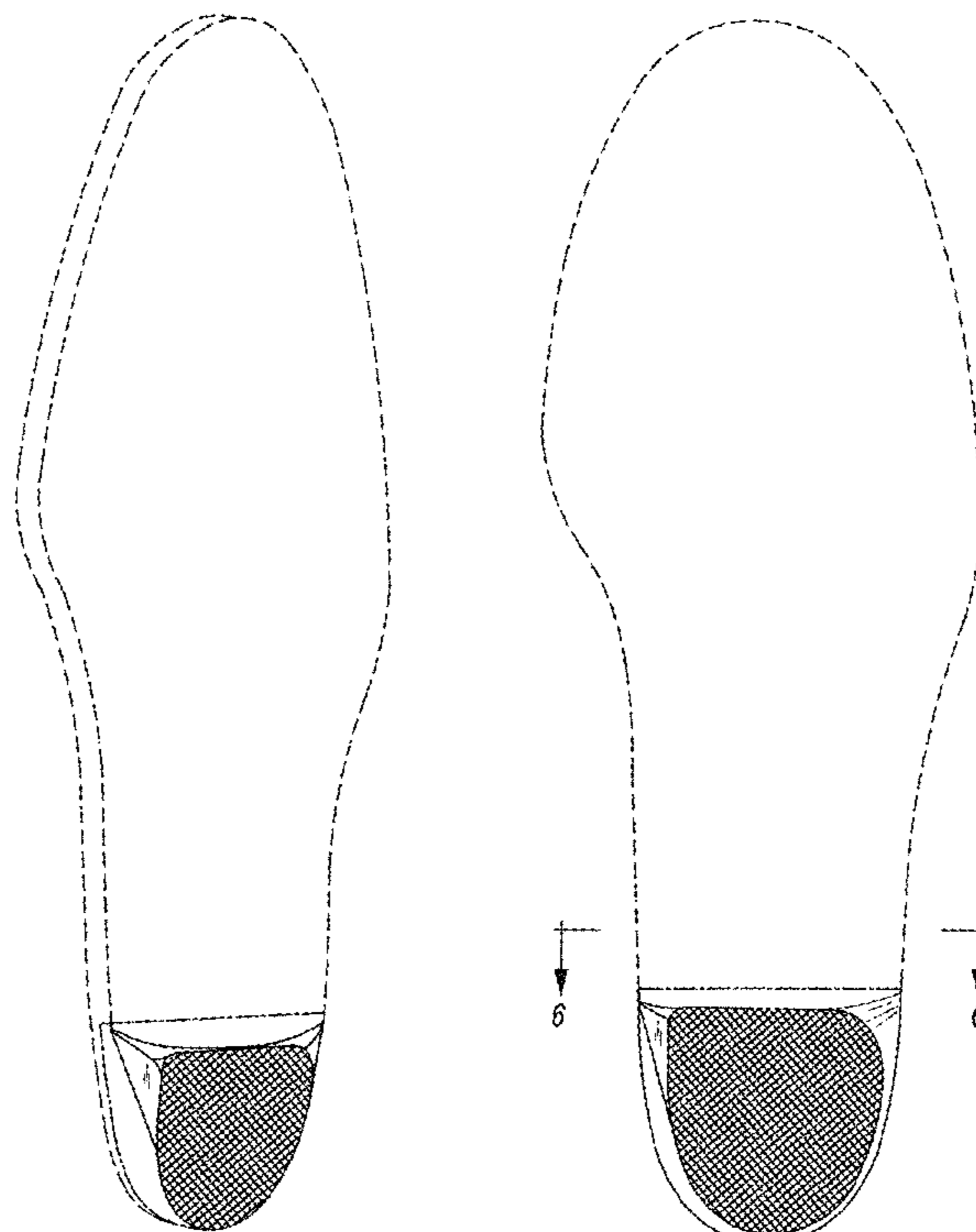
FIG. 4 is a right side view thereof; and

FIG. 5 is a rear view thereof; and,

FIG. 6 is a cross-sectional view thereof; taken along line 6-6 in FIG. 5, showing a front view of the heel design.

The lines with short and long dashes in the figures are boundary lines and form no part of the claimed design. The other dashed lines show environment for illustrative purposes only and form no part of the claimed design.

**1 Claim, 3 Drawing Sheets**



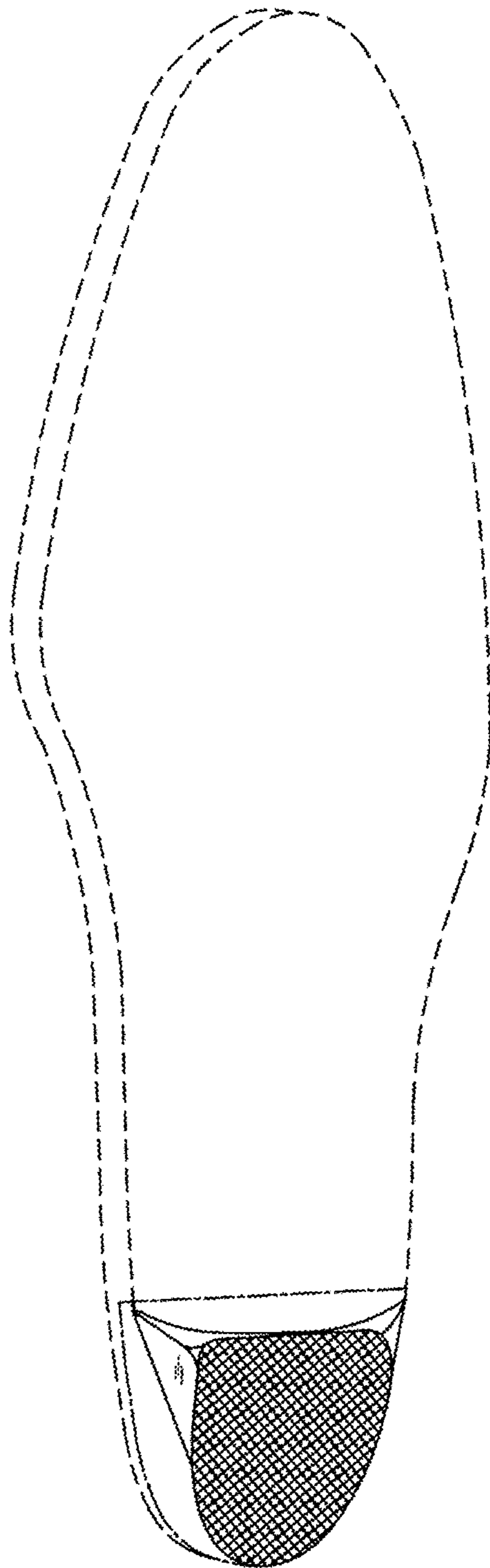


FIG. 1

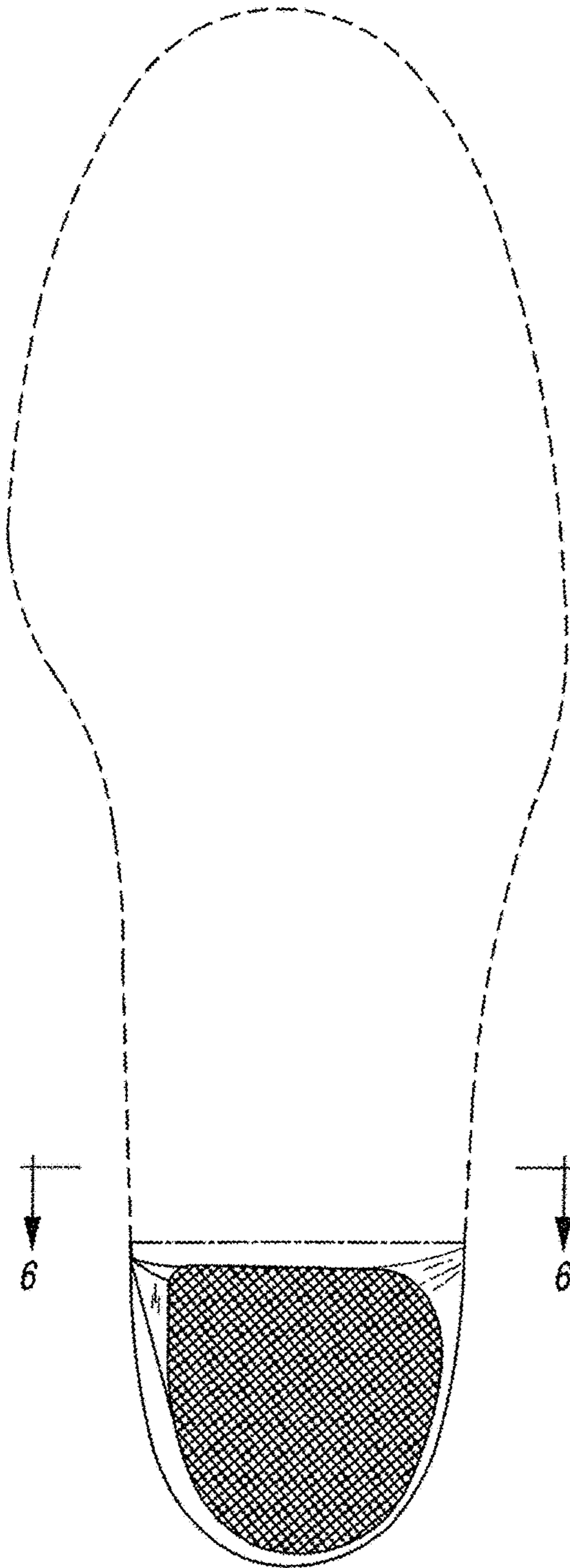


FIG. 2




FIG. 5




FIG. 6




FIG. 3



FIG. 4