



US00D851873S

(12) **United States Design Patent**
Maier

(10) **Patent No.:** **US D851,873 S**
(45) **Date of Patent:** **** Jun. 25, 2019**

(54) **SHOE**
(71) Applicant: **BOTTEGA VENETA SA**, Cadempino (CH)
(72) Inventor: **Thomas Rudolf Maier**, Palm Beach, FL (US)
(73) Assignee: **BOTTEGA VENETA SA**, Cadempino (CH)
(**) Term: **15 Years**

D360,066 S *	7/1995	Verin	D2/977
D477,455 S *	7/2003	Adams	D2/969
D499,538 S *	12/2004	Burg	D2/969
D577,891 S *	10/2008	Roy	D2/969
D616,194 S *	5/2010	Wolfe	D2/972
D680,712 S *	4/2013	Della Valle	D2/908
D681,314 S *	5/2013	Dumain	D2/902
D689,674 S *	9/2013	Kampff	D2/908
D702,930 S *	4/2014	Rademacher	D2/969
D727,606 S *	4/2015	Mochen	D2/906
D734,014 S *	7/2015	Ringholz	D2/969
D811,060 S *	2/2018	Rockensuess	D2/953
D812,882 S *	3/2018	Jenkins	D2/959

(Continued)

(21) Appl. No.: **29/647,474**
(22) Filed: **May 14, 2018**
(30) **Foreign Application Priority Data**

Nov. 15, 2017 (WO) DM/098498
(51) **LOC (11) Cl.** **02-04**
(52) **U.S. Cl.**
USPC **D2/944**; D2/908
(58) **Field of Classification Search**
USPC D2/896-897, 902-903, 907-908,
D2/911-912, 923-924, 929, 935,
D2/943-946, 948, 953-954, 969-970,
D2/972-978
CPC A43B 23/02; A43B 23/025; A43B 23/24;
A43B 3/0078; A43B 15/00; A43B 5/001;
A43B 5/06; A43B 5/10; A43B 1/0081;
A43C 7/00; A43C 7/005
See application file for complete search history.

(56) **References Cited**
U.S. PATENT DOCUMENTS

D181,680 S *	12/1957	Shearer	D2/944
4,327,503 A *	5/1982	Johnson	A43B 13/223 36/129
D360,064 S *	7/1995	Verin	D2/908

OTHER PUBLICATIONS

Men's 311 Sneaker by New Balance. Amazon.com Mar. 31, 2017.
<<https://www.amazon.com/New-Balance-Lifestyle-Fashion-Sneaker/dp/B06XYGVJHV#customerReviews>>. Accessed Mar. 5, 2019.*

Primary Examiner — Kevin K Rudzinski
Assistant Examiner — Clare Ann Gannon
(74) *Attorney, Agent, or Firm* — Lucas & Mercanti, LLP


(57) **CLAIM**

The ornamental design for a shoe, as shown and described.

DESCRIPTION

FIG. 1 is a perspective view of a shoe according to the design;
FIG. 2 is a front view thereof;
FIG. 3 is a back view thereof;
FIG. 4 is a left side view thereof;
FIG. 5 is a right side view thereof;
FIG. 6 is a top view thereof; and,
FIG. 7 is a bottom view thereof.
The broken lines on the surface of the shoe and periphery represent stitching and form a part of the claim. The broken lines inside the shoe form no part of the claimed design.

1 Claim, 7 Drawing Sheets



(56)

References Cited

U.S. PATENT DOCUMENTS

D813,502 S * 3/2018 Weidenbach Gerbase D2/902
D826,531 S * 8/2018 Ringholz D2/969

* cited by examiner




FIG. 1

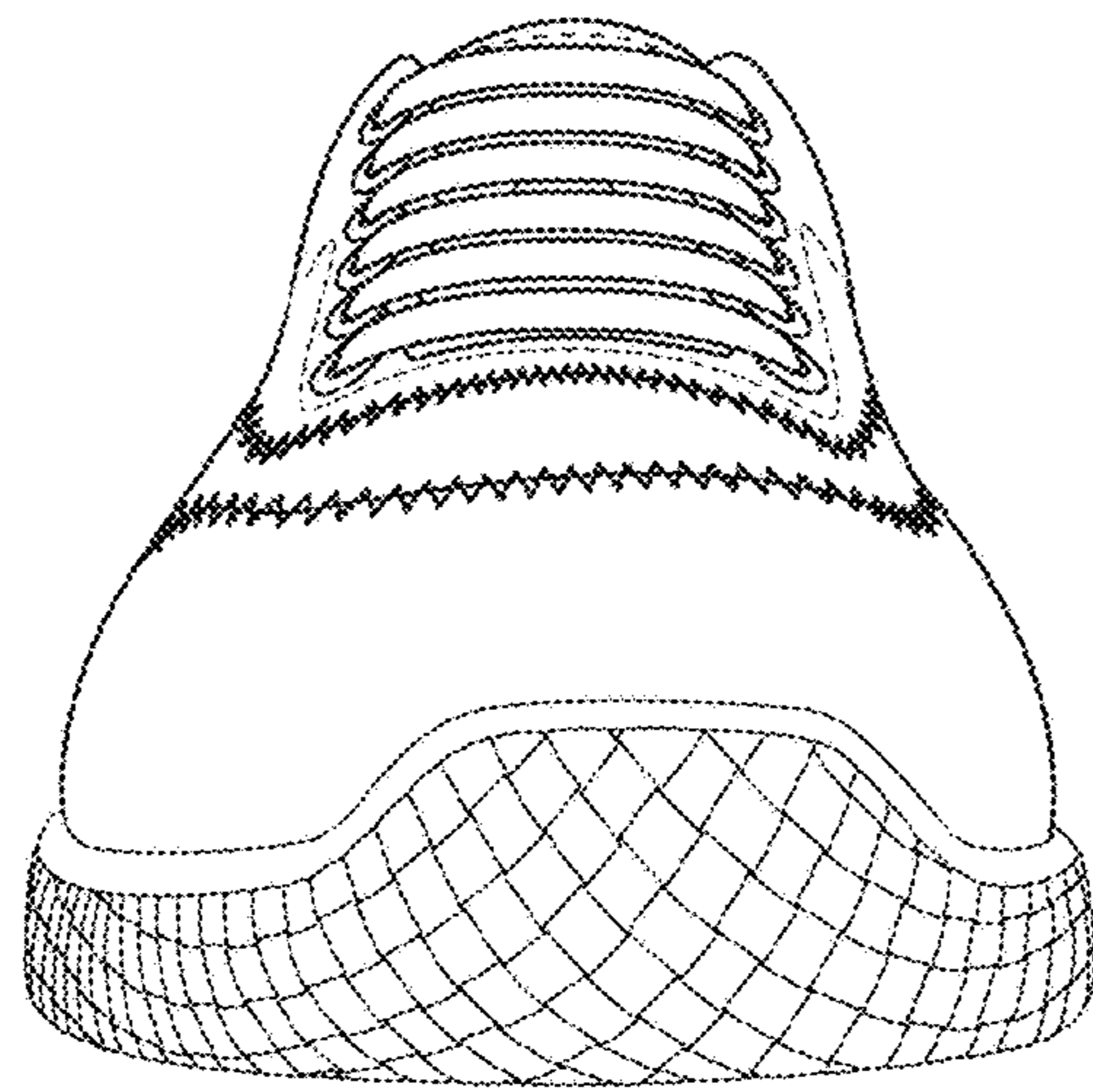


FIG. 2

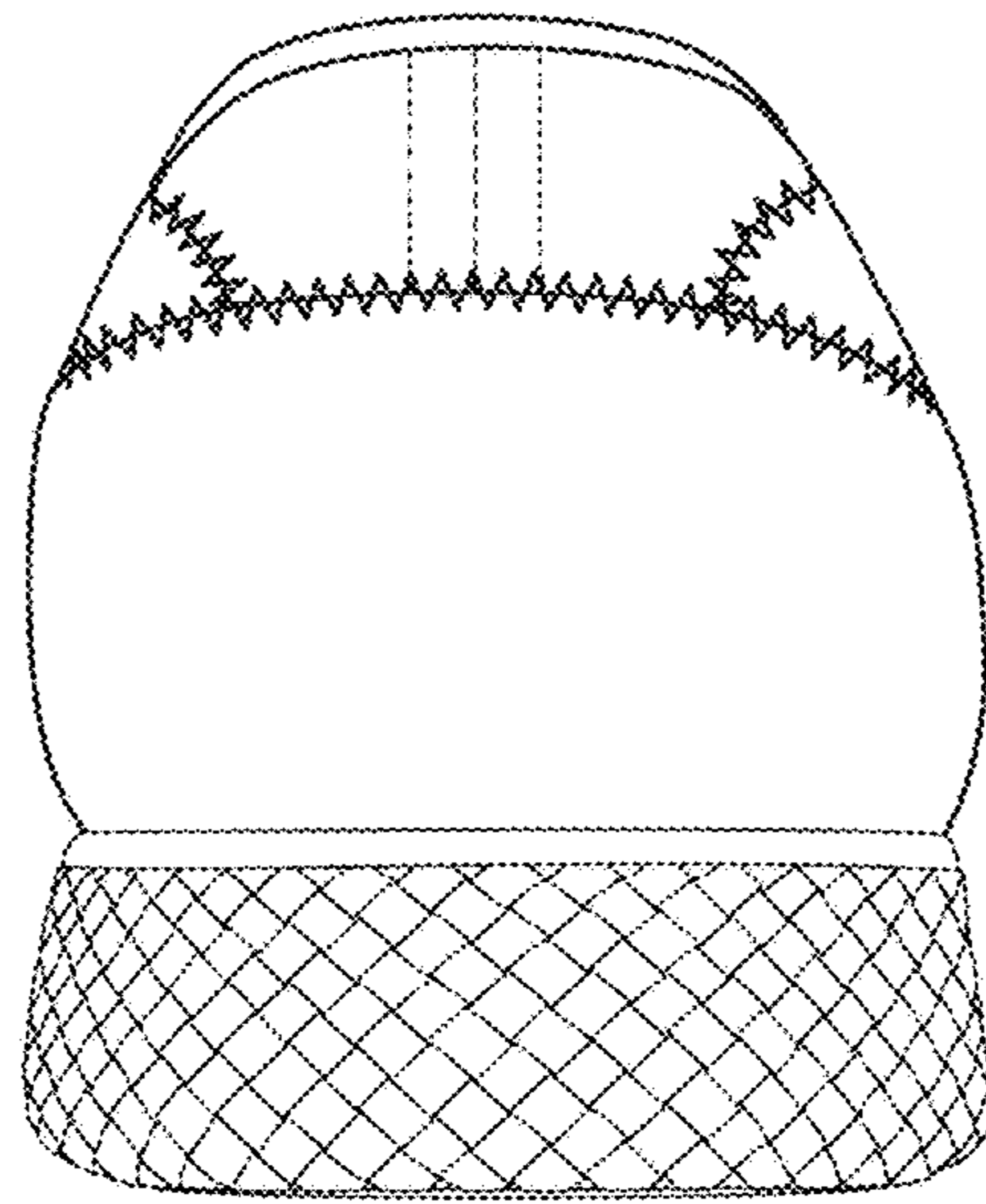


FIG. 3

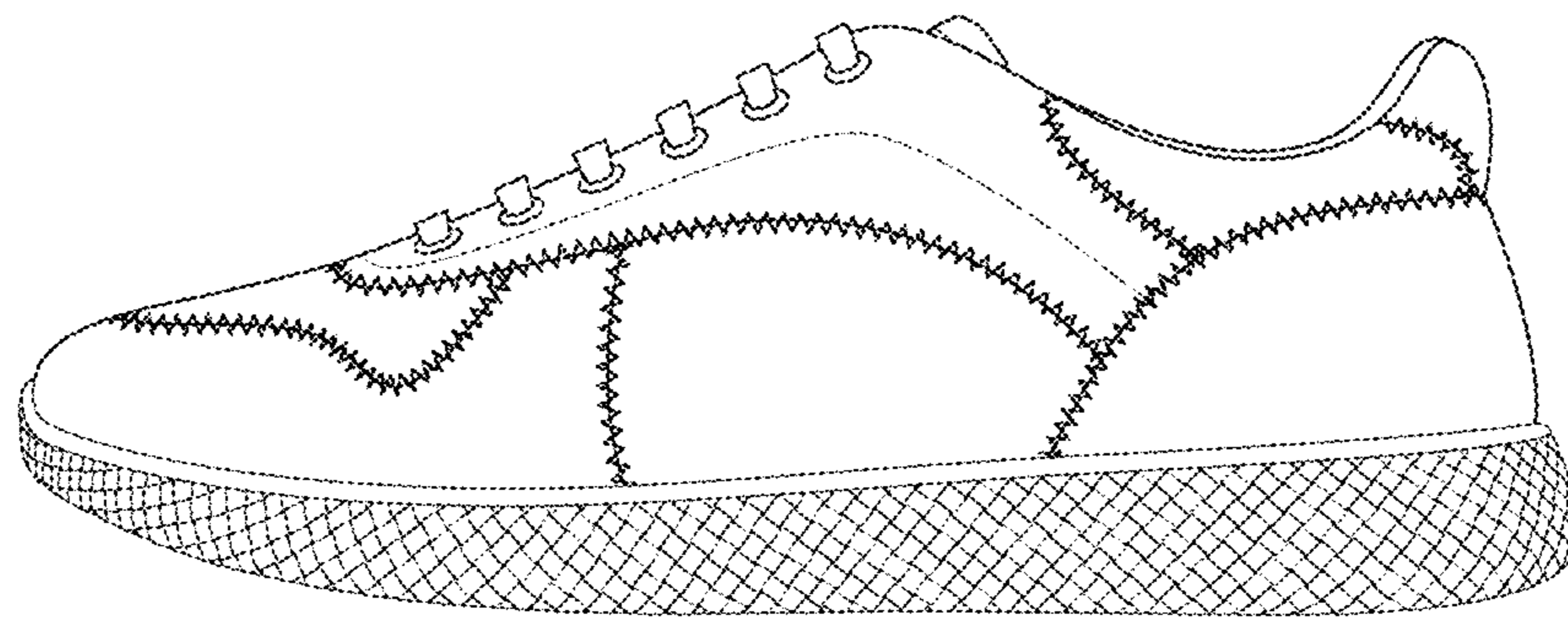


FIG. 4

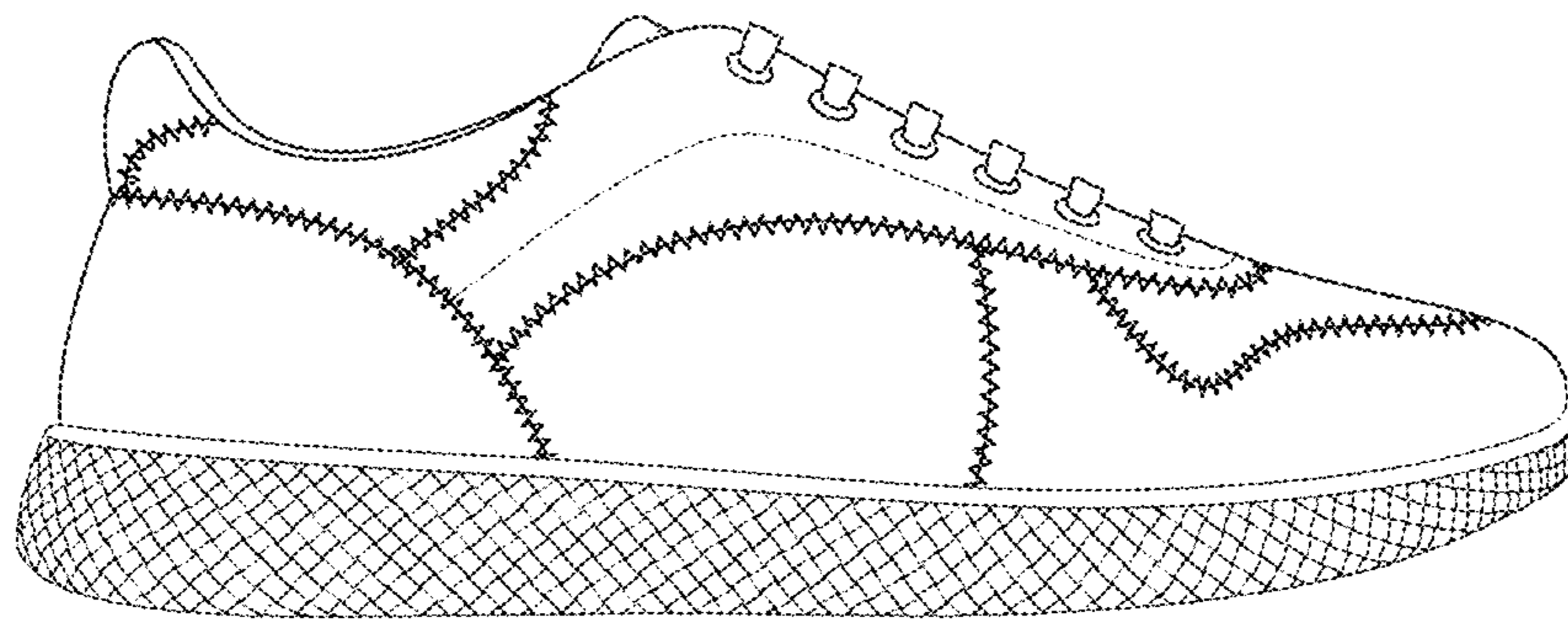


FIG. 5

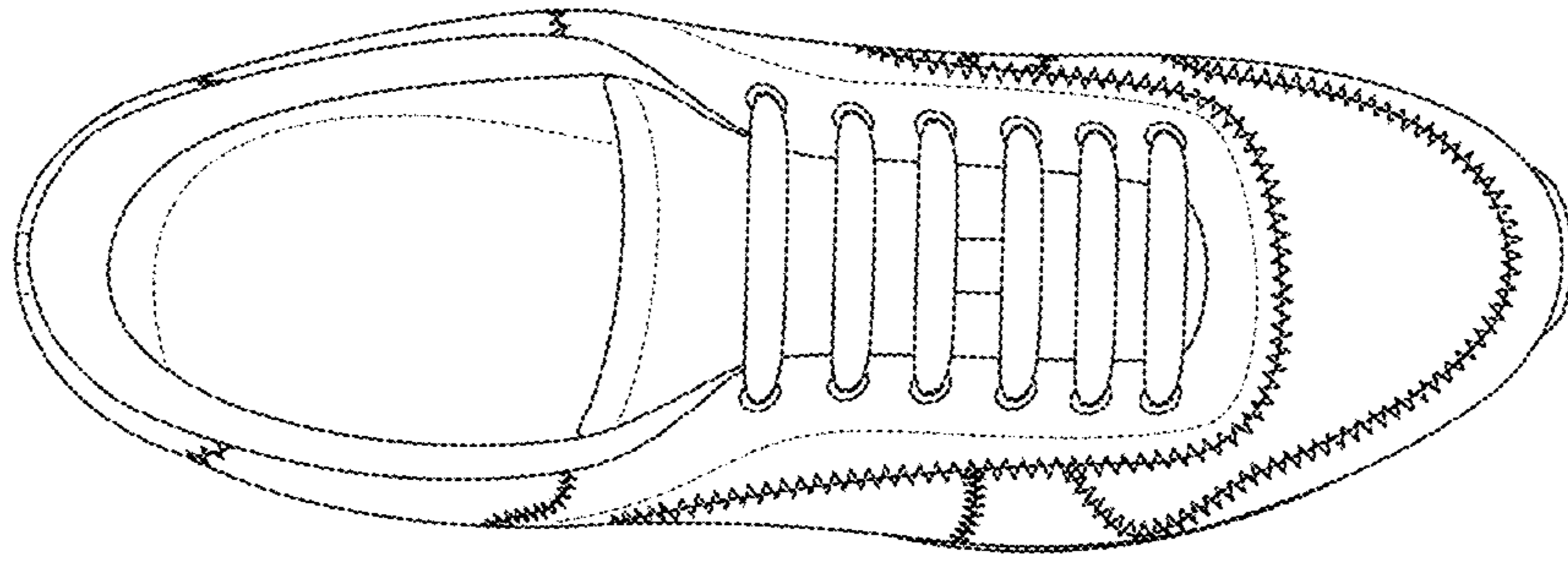


FIG. 6

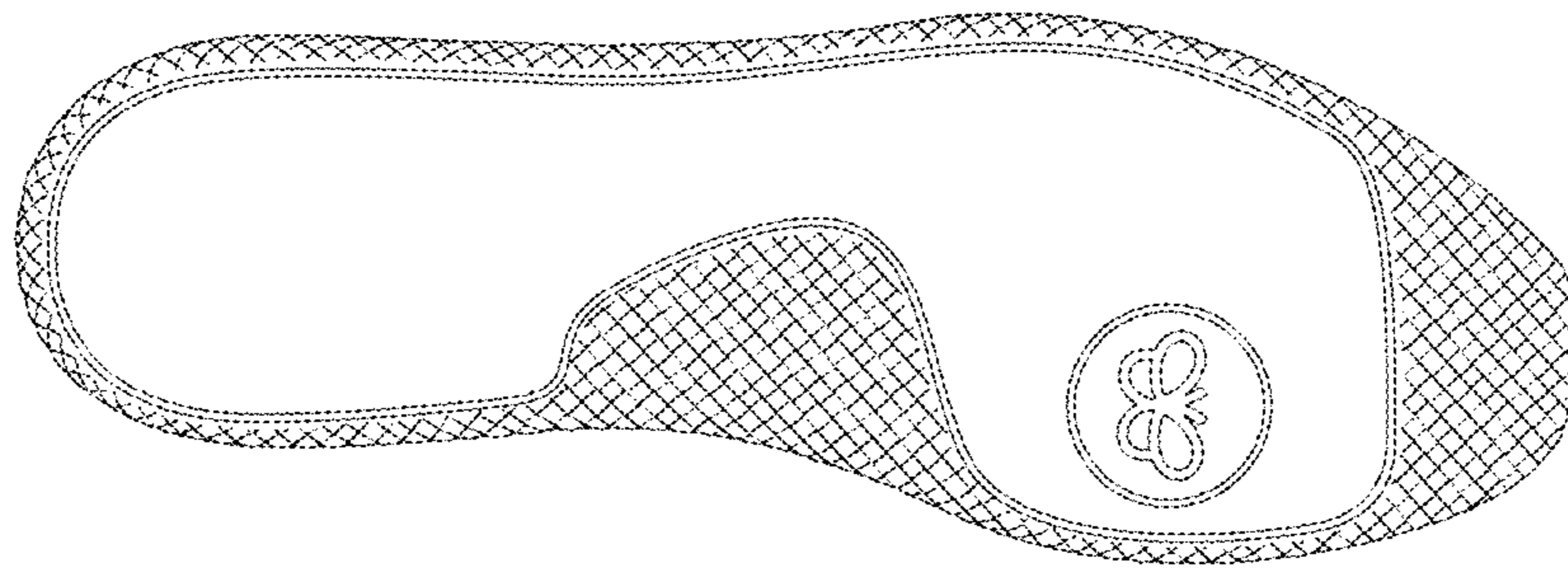


FIG. 7