



US00D851862S

(12) **United States Design Patent**
Apeatro

(10) **Patent No.:** **US D851,862 S**
(45) **Date of Patent:** **** Jun. 25, 2019**

- (54) **MENSTRUAL UNDERPANTS**
- (71) Applicant: **Prundisc LLC**, Brooklyn Park, MN (US)
- (72) Inventor: **Catherine Apeatro**, Brooklyn Park, MN (US)
- (**) Term: **15 Years**
- (21) Appl. No.: **29/596,537**
- (22) Filed: **Mar. 9, 2017**
- (51) **LOC (11) Cl.** **02-02**
- (52) **U.S. Cl.**
USPC **D2/712**
- (58) **Field of Classification Search**
USPC D2/712, 714, 738, 742, 743, 745, 748, D2/983
CPC A41D 1/06; A41D 1/062; A41D 1/065; A41D 1/067; A41D 1/08; A41D 1/089; A41D 17/02; A41B 9/08; A41B 11/14; A61F 13/496
See application file for complete search history.

(56) **References Cited**

U.S. PATENT DOCUMENTS

- 522,394 A * 7/1894 Woods A41B 9/08 450/95
- 2,437,511 A * 3/1948 Donaldson A41B 9/04 2/407
- 3,246,649 A * 4/1966 Krieger A41C 1/003 450/104
- 3,489,149 A 1/1970 Larson
- 4,446,575 A * 5/1984 Davis A41D 13/1254 2/400
- D280,565 S * 9/1985 Winslow D2/712
- 4,560,381 A 12/1985 Southwell
- D289,225 S * 4/1987 Amersin D2/713
- 5,054,129 A * 10/1991 Baehr A41B 11/004 2/409
- 5,325,543 A 7/1994 Allen

- 5,711,034 A 1/1998 Cillik
 - 5,944,708 A 8/1999 Philpott
 - 6,324,699 B1 * 12/2001 Cosmah A41B 11/14 2/239
 - 6,616,649 B1 9/2003 Ismail
 - D527,167 S * 8/2006 Connelly, Jr. D2/713
 - 7,553,303 B2 6/2009 Speak
 - 8,006,321 B2 8/2011 Bunin
 - D645,643 S 9/2011 Taylor
- (Continued)

FOREIGN PATENT DOCUMENTS

- CN 201018937 3/2007
- WO WO 90/08524 A1 8/1990
- WO WO 97/46198 A1 12/1997

Primary Examiner — R. Johnson
(74) *Attorney, Agent, or Firm* — Hellmuth and Johnson, PLLC

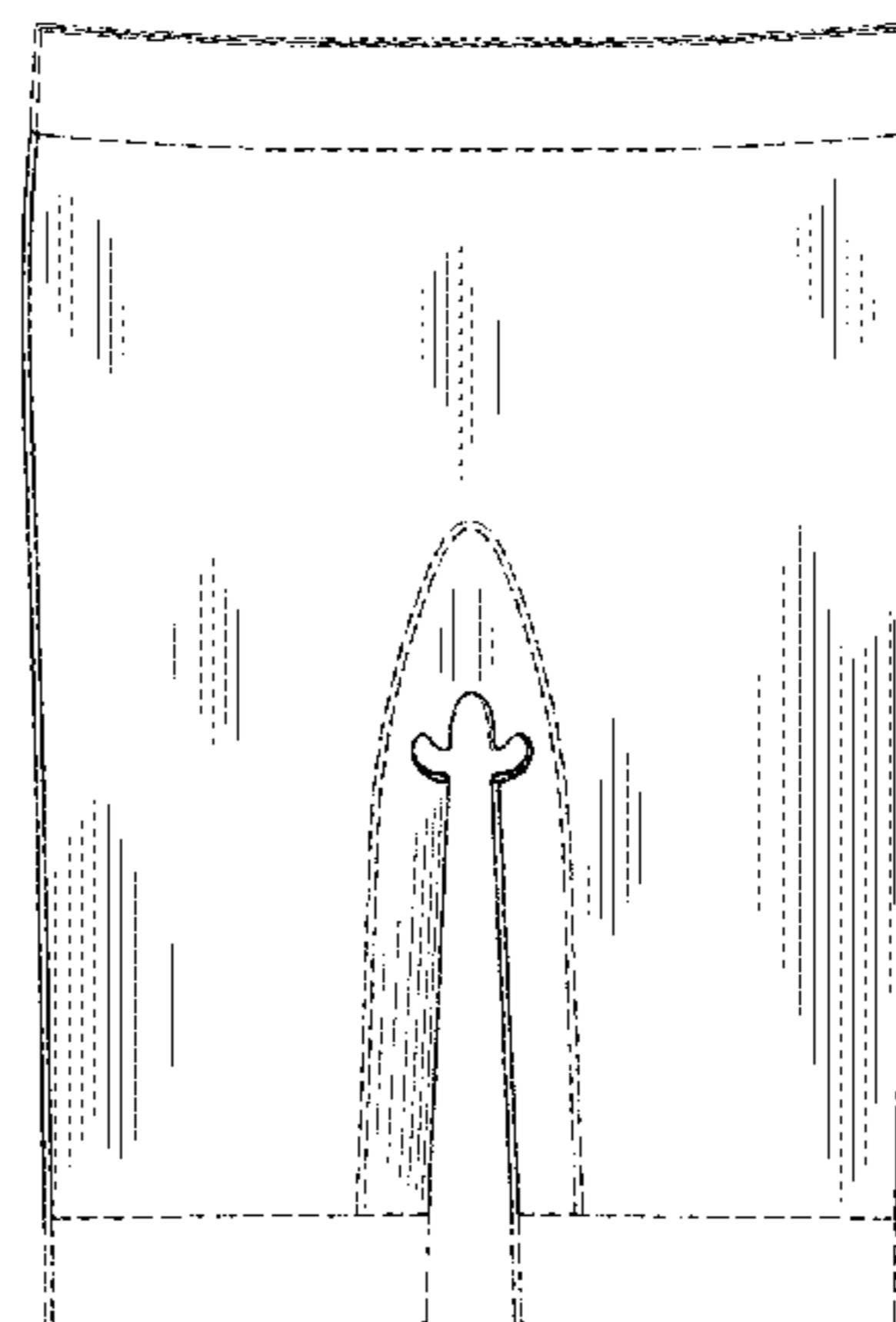
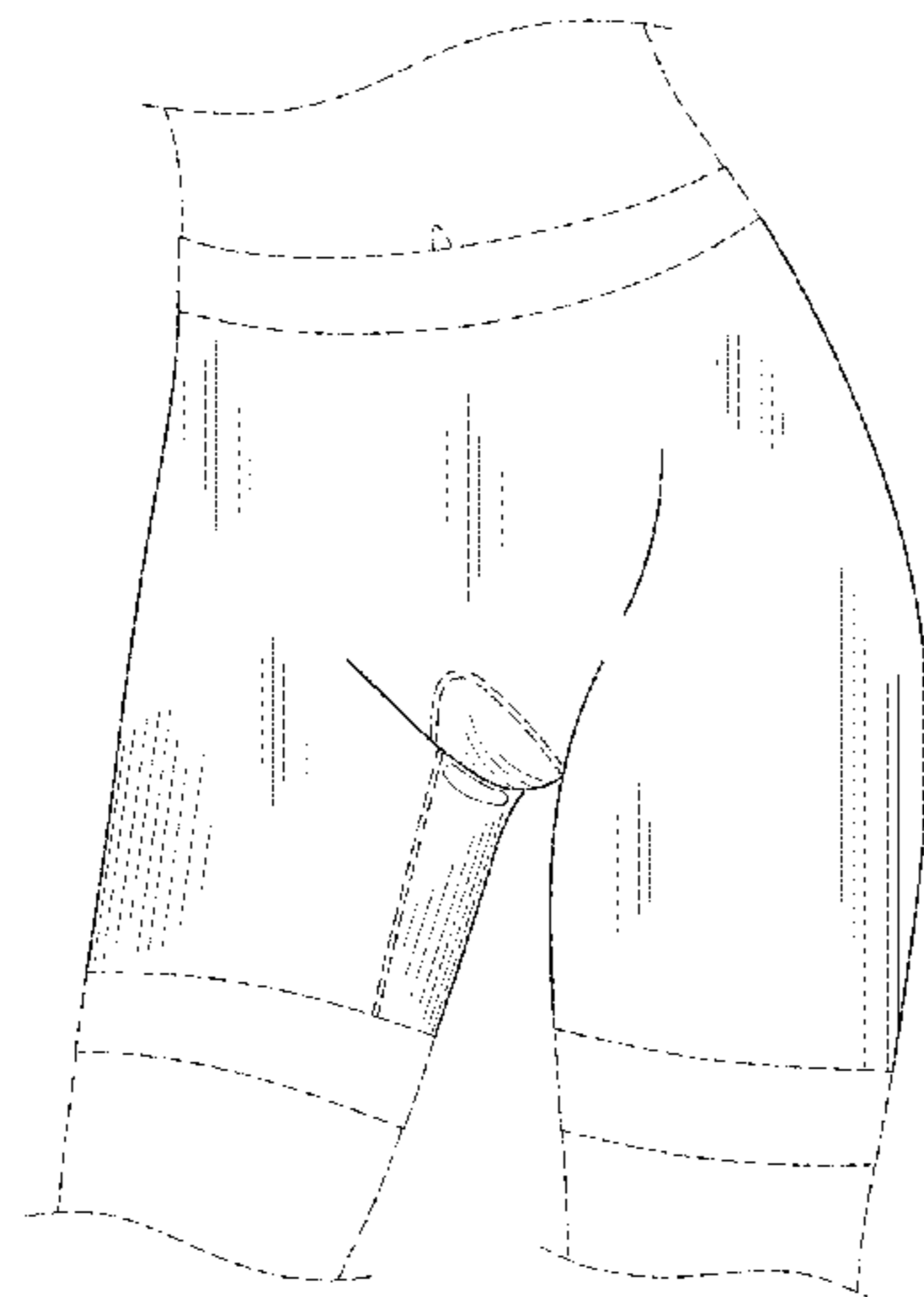
(57) **CLAIM**

The ornamental design for menstrual underpants, as shown and described.

DESCRIPTION

FIG. 1 is a perspective view of menstrual pants showing my new design in use;
 FIG. 2 is a front perspective view thereof;
 FIG. 3 is a front elevational view thereof; the rear view being identical thereof;
 FIG. 4 is a top plan view thereof;
 FIG. 5 is a bottom plan view thereof;
 FIG. 6 is a side view thereof;
 FIG. 7 is a sectional view thereof, taken along line 7-7 in FIG. 3; and,
 FIG. 8 is a sectional view thereof, taken along line 8-8 in FIG. 3.
 The broken lines in the figures represent unclaimed matter included for the purpose of illustrating environment and form no part of the claimed design.

1 Claim, 4 Drawing Sheets



(56)

References Cited

U.S. PATENT DOCUMENTS

D649,330	S *	11/2011	Trahin	D2/713
D690,899	S	10/2013	Wexler	
D690,901	S	10/2013	Wexler	
8,585,667	B2	11/2013	Roe	
8,652,114	B2	2/2014	Norman	
8,652,115	B2	2/2014	Roe	
D701,018	S	3/2014	Wexler	
D702,917	S	4/2014	White	
D713,619	S	9/2014	Wexler	
D718,918	S	12/2014	Wexler	
D724,818	S	3/2015	Wexler	
D724,819	S	3/2015	Wexler	
9,003,571	B1	4/2015	Lewis-Williams	
9,011,402	B2	4/2015	Roe	
9,023,000	B2	5/2015	El-Miniawi	
D737,021	S	8/2015	Gonzales	
9,198,805	B2	12/2015	Gray	
D760,993	S	7/2016	Dawkins	
D817,598	S *	5/2018	Collins	D2/712
2004/0102747	A1	5/2004	Bell	
2005/0055755	A1 *	3/2005	Smith	A41B 9/001 2/405
2005/0203480	A1	9/2005	Chang	
2007/0021727	A1	1/2007	Fabrega	
2008/0086105	A1	4/2008	Rajala	
2011/0296592	A1	12/2011	Boatright	
2012/0232516	A1	9/2012	Leon	
2012/0277714	A1	11/2012	Marcellus	
2013/0042394	A1	2/2013	Wexler	
2013/0211365	A1	8/2013	Rajala	
2014/0243778	A1	8/2014	Boser	
2014/0378936	A1	12/2014	Coates	
2017/0079836	A1 *	3/2017	Mahon	A61F 7/103

* cited by examiner

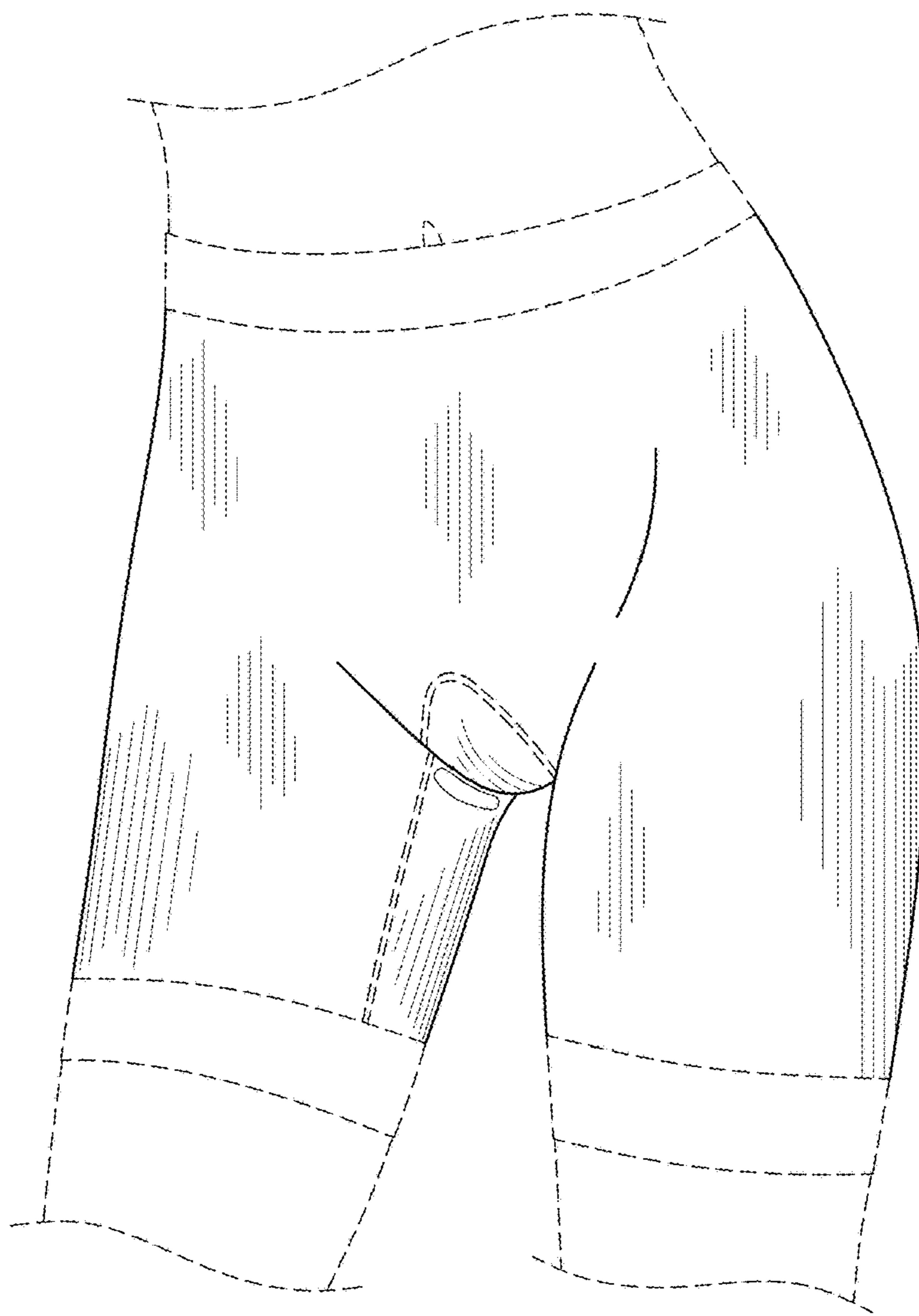


FIG. 1

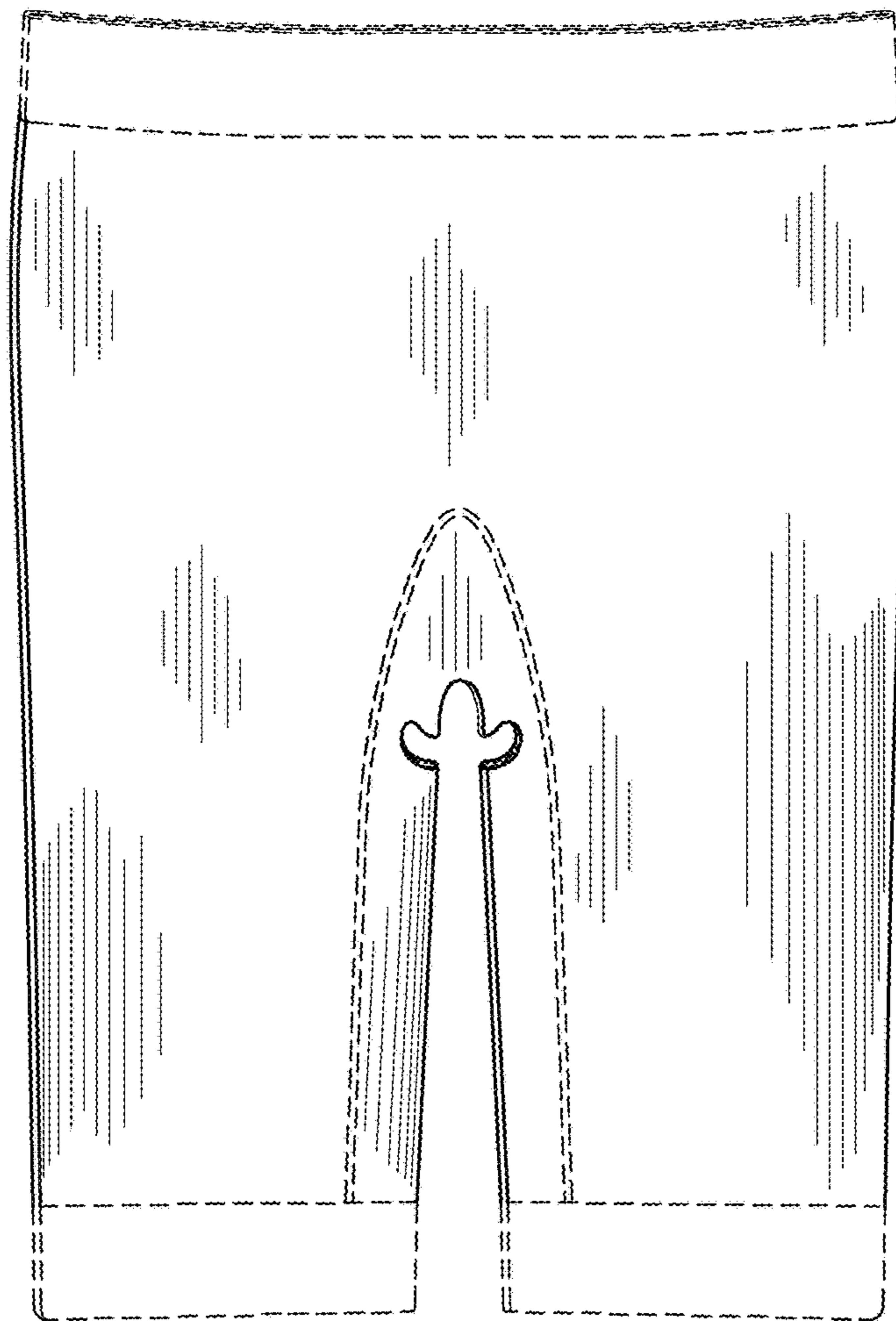


FIG. 2

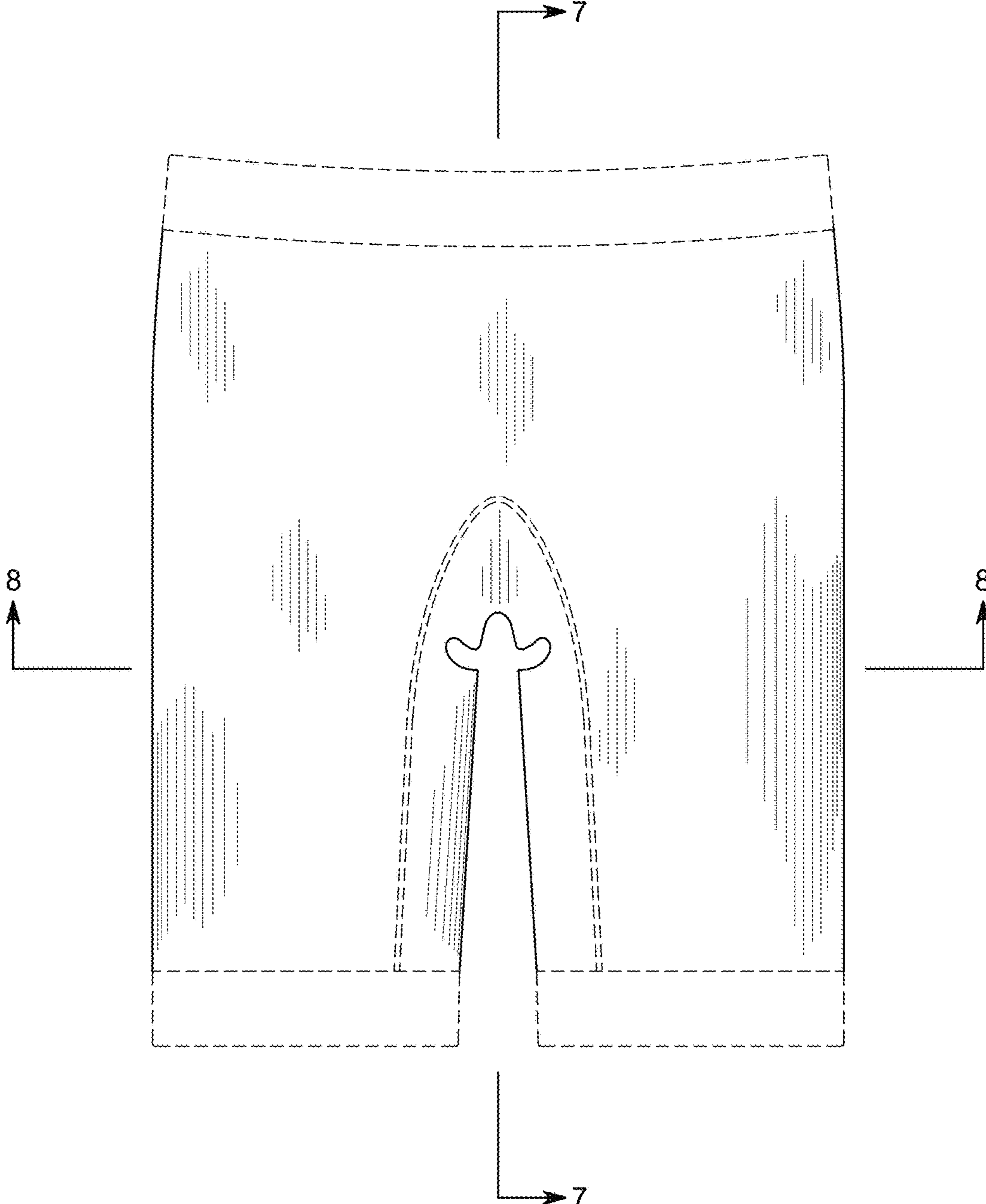


FIG. 3

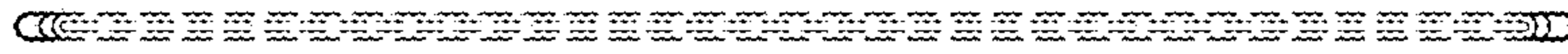


FIG. 4




FIG. 5



FIG. 6

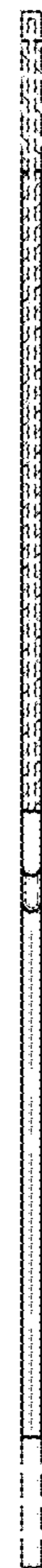


FIG. 7




FIG. 8