



US00D851860S

(12) **United States Design Patent** (10) **Patent No.:** **US D851,860 S**
Stein (45) **Date of Patent:** **** Jun. 25, 2019**

(54) **BUTTERFLY BACK BRA**
(71) Applicant: **Cheryl Ann Stein**, Vancouver (CA)
(72) Inventor: **Cheryl Ann Stein**, Vancouver (CA)
(73) Assignee: **Cheryl A. Stein**, Vancouver BC (CA)
(**) Term: **15 Years**
(21) Appl. No.: **29/651,282**
(22) Filed: **Mar. 12, 2018**
(51) **LOC (11) Cl.** **02-01**
(52) **U.S. Cl.**
USPC **D2/706**
(58) **Field of Classification Search**
USPC D2/706-708, 703; 450/1, 27, 86
CPC .. A41C 1/06; A41C 3/00; A41D 13/05; A41D
13/0518
See application file for complete search history.

8,317,569 B2 11/2012 Fisher-Pacheco
D678,659 S * 3/2013 Lopez D2/708
8,651,917 B2 2/2014 Lopez et al.
8,668,549 B2 3/2014 Solotoff
9,173,435 B2 11/2015 Bailey et al.
D763,545 S 8/2016 Morin
9,788,578 B2 10/2017 Betts
D804,778 S 12/2017 Jameson
D804,779 S 12/2017 Shaham
D806,361 S * 1/2018 Grannis D2/737
D811,934 S * 3/2018 Martinet D11/218
2009/0258572 A1* 10/2009 Chayo A41C 3/0028
450/39
2011/0055994 A1* 3/2011 Chiaramonte A41C 3/00
2/67

(Continued)

Primary Examiner — Robin V Webster
Assistant Examiner — J. Thorn, Sr.

(57) **CLAIM**

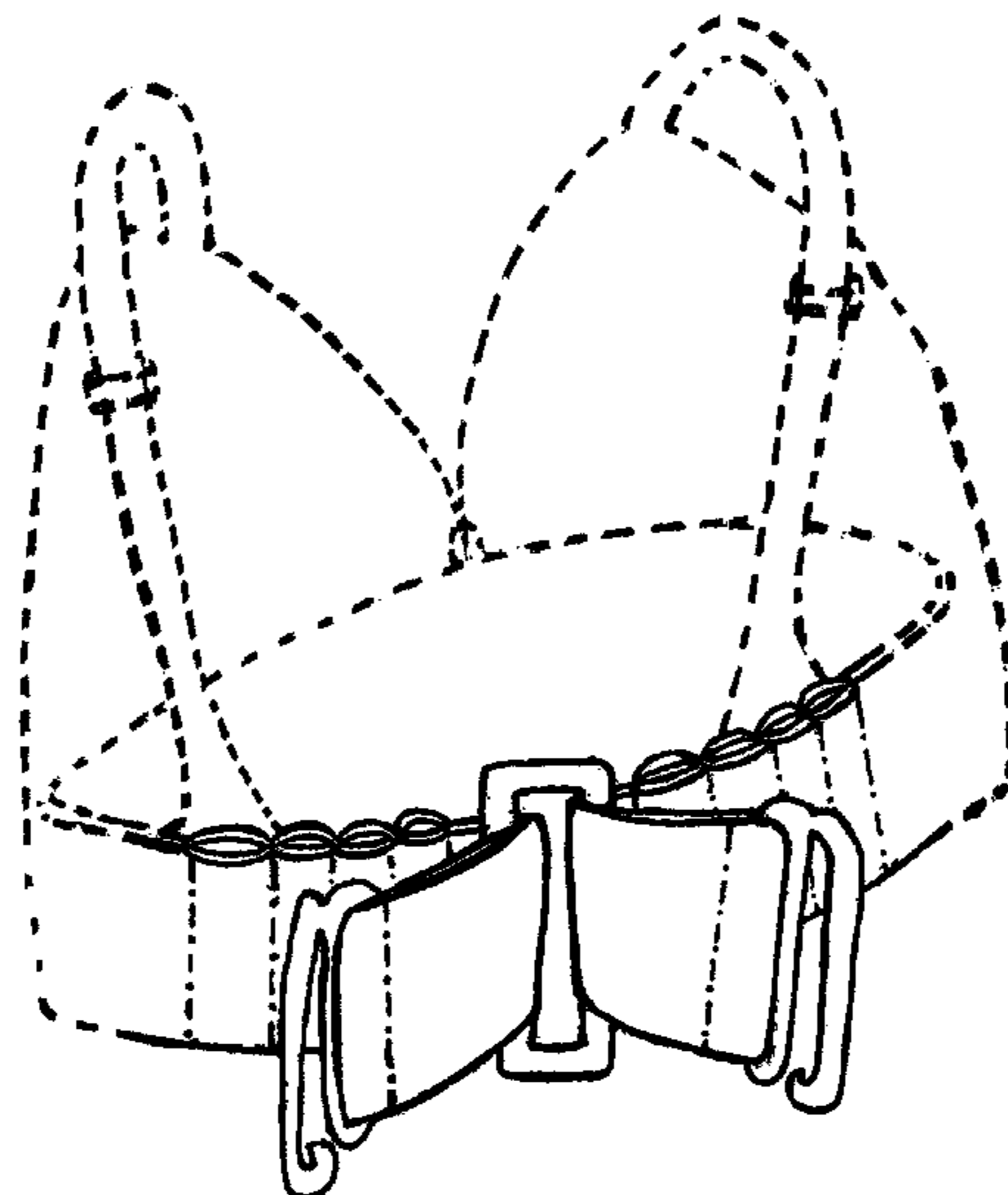
I claim the ornamental design for a butterfly back bra, as shown and described.

DESCRIPTION

FIG. 1 is a rear elevational view of a butterfly back bra showing my new design
FIG. 2 is an exploded Rear elevational view thereof showing open
FIG. 3 is an exploded Rear elevational view thereof showing closed
FIG. 4 is a front view thereof
FIG. 5 is a right side elevational view thereof
FIG. 6 is a left side elevational view thereof
FIG. 7 is a top plane view thereof; and,
FIG. 8 is a bottom plane view thereof.
The evenly spaced Broken lines in FIGS. 1-7 are for environmental structure of the article and form no part of the claimed design. The dash dot dash lines within the claimed areas represent stitching in the fabric.

(56) **References Cited**
U.S. PATENT DOCUMENTS
2,202,058 A * 5/1940 Malnick A41C 3/00
450/59
D126,641 S * 4/1941 Rosenthal D2/708
D175,065 S * 7/1955 Brandt D2/708
3,082,771 A * 3/1963 Bruno A41C 3/00
450/70
D238,908 S * 2/1976 Guberman D2/707
5,863,236 A 1/1999 Johnson
6,023,785 A 2/2000 Johnson
6,059,633 A 5/2000 Currier
D475,506 S 6/2003 Hoffman et al.
D475,835 S 6/2003 Hoffman et al.
7,232,359 B1 6/2007 Richardson
7,435,155 B2 10/2008 Reinisch et al.
D599,081 S * 9/2009 Heer D2/706
D632,610 S * 2/2011 Corrado D11/208
7,938,711 B1 * 5/2011 Johnston A41F 1/006
450/1

1 Claim, 6 Drawing Sheets



(56)

References Cited

U.S. PATENT DOCUMENTS

2012/0244783 A1* 9/2012 Lin A41C 3/005
450/86
2013/0068147 A1* 3/2013 Cheung A41F 1/006
112/406
2016/0037845 A1* 2/2016 Fung A41C 3/0028
450/92
2016/0286868 A1 10/2016 Cardaci
2017/0035130 A1* 2/2017 Hazzard A41C 3/0028
2017/0079334 A1* 3/2017 Garcia A41C 3/0028
2017/0164672 A1* 6/2017 Fildan A41F 1/006
2017/0273378 A1* 9/2017 Parker-Austin A41F 15/002
2018/0077984 A1* 3/2018 Fildan A41F 1/006

* cited by examiner

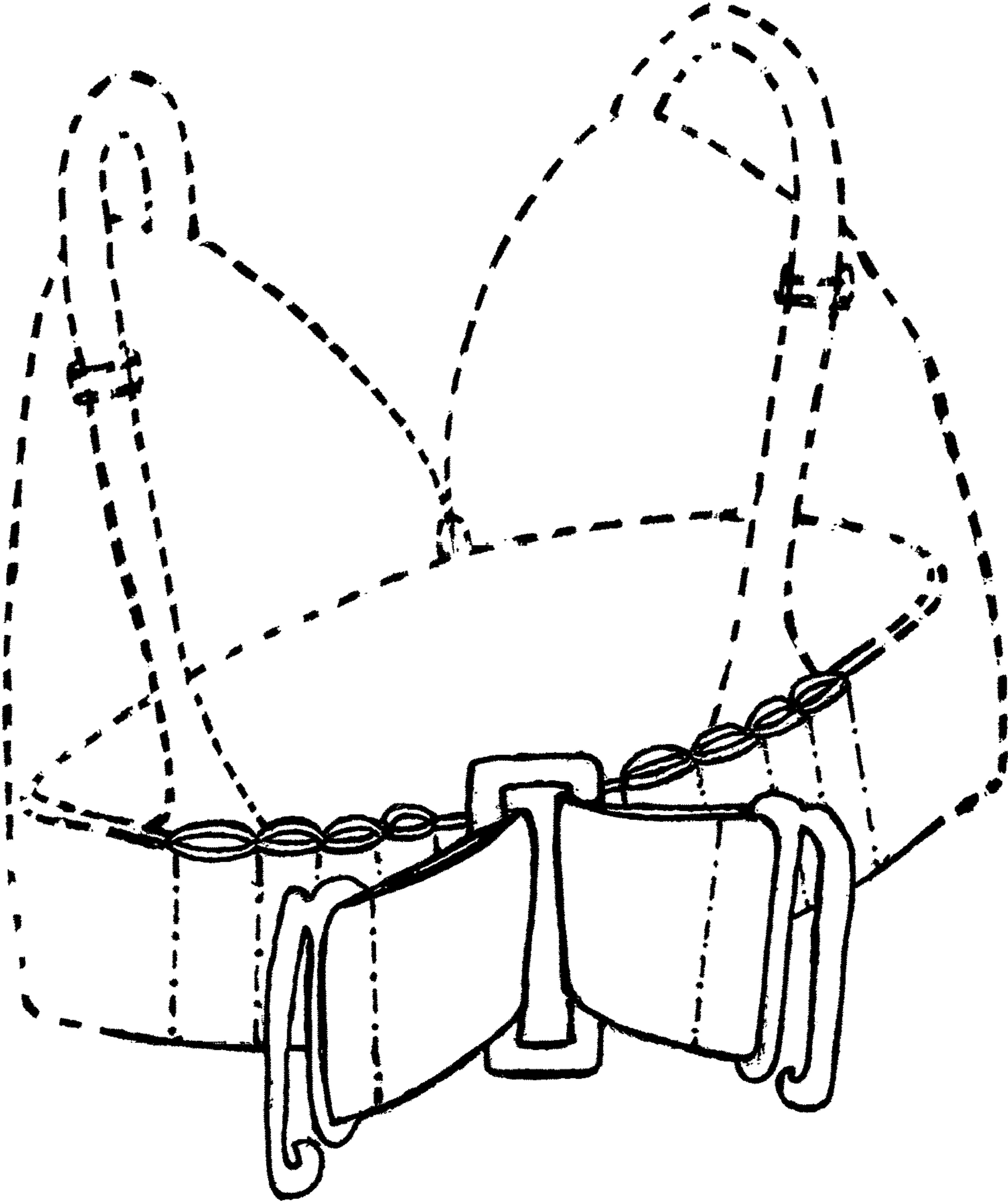


FIG 1

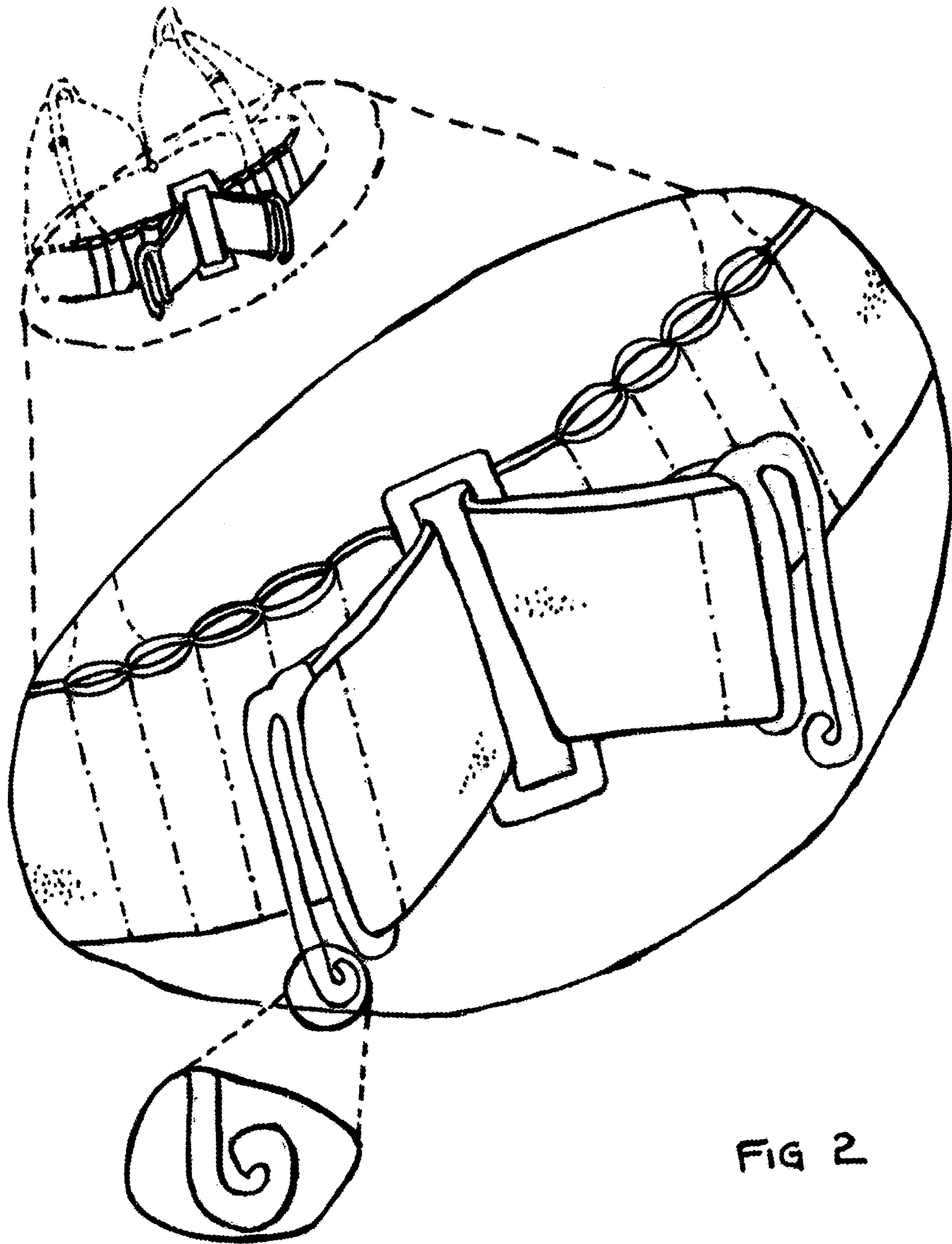


FIG 2

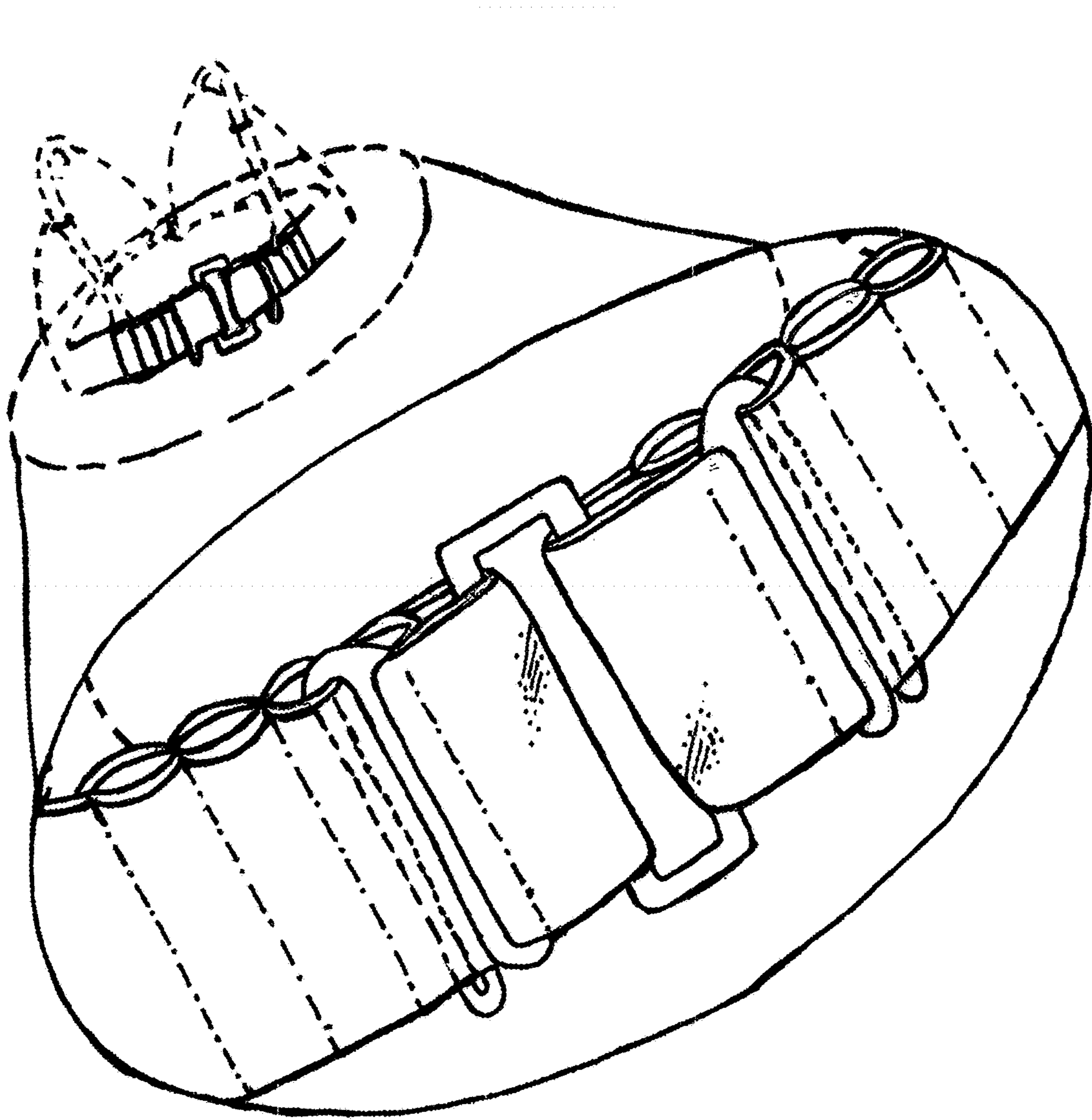


FIG 3

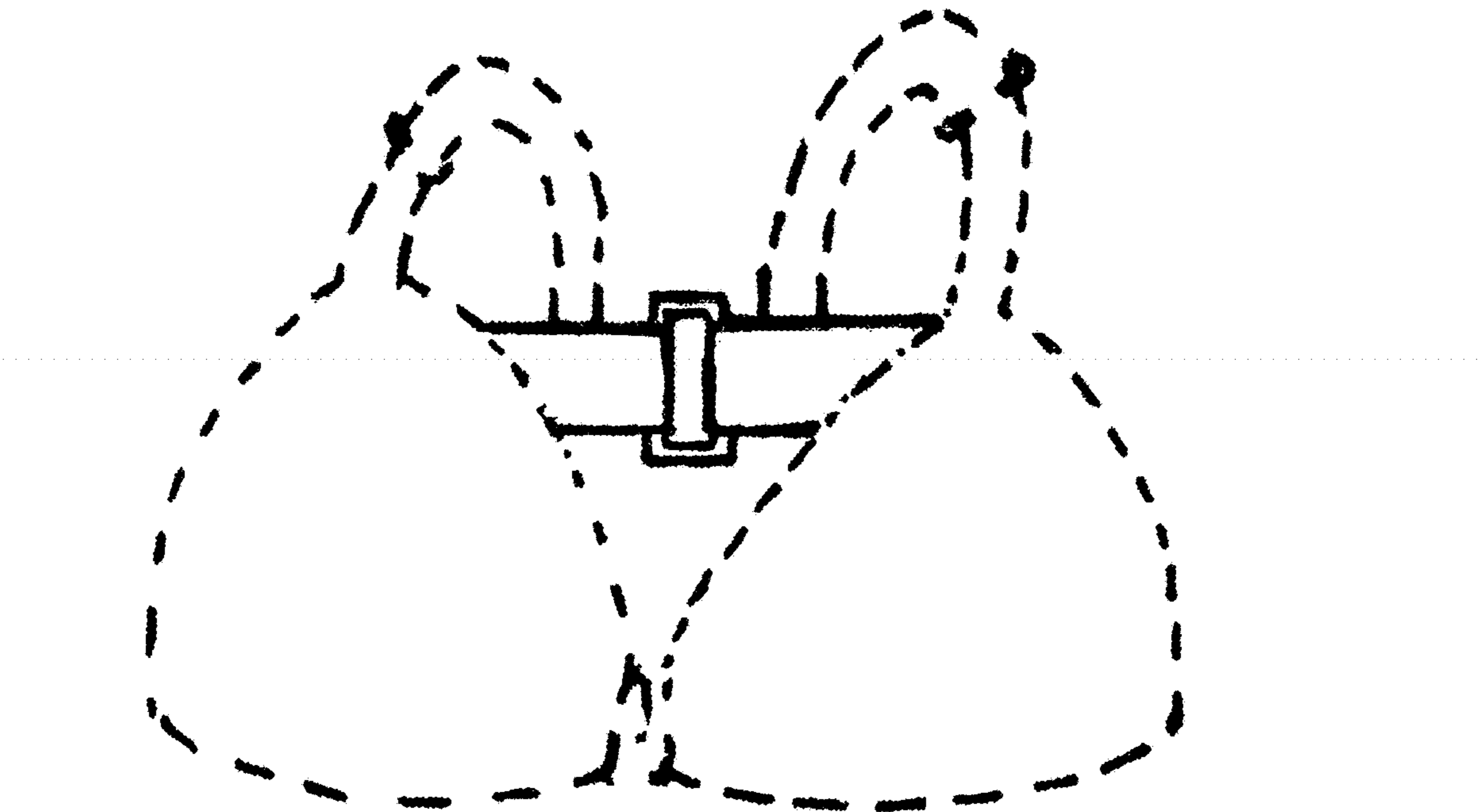


FIG 4

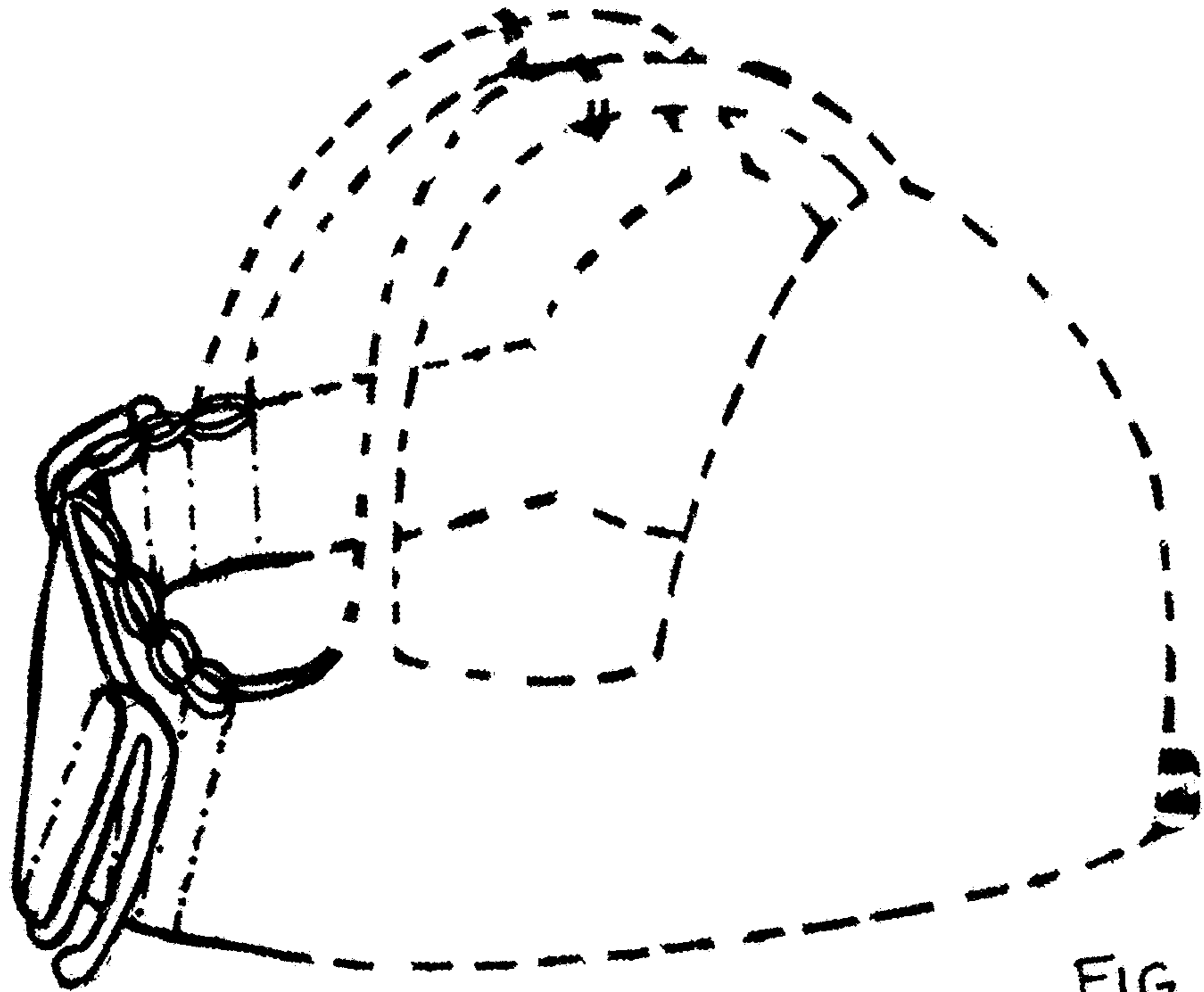


FIG 5

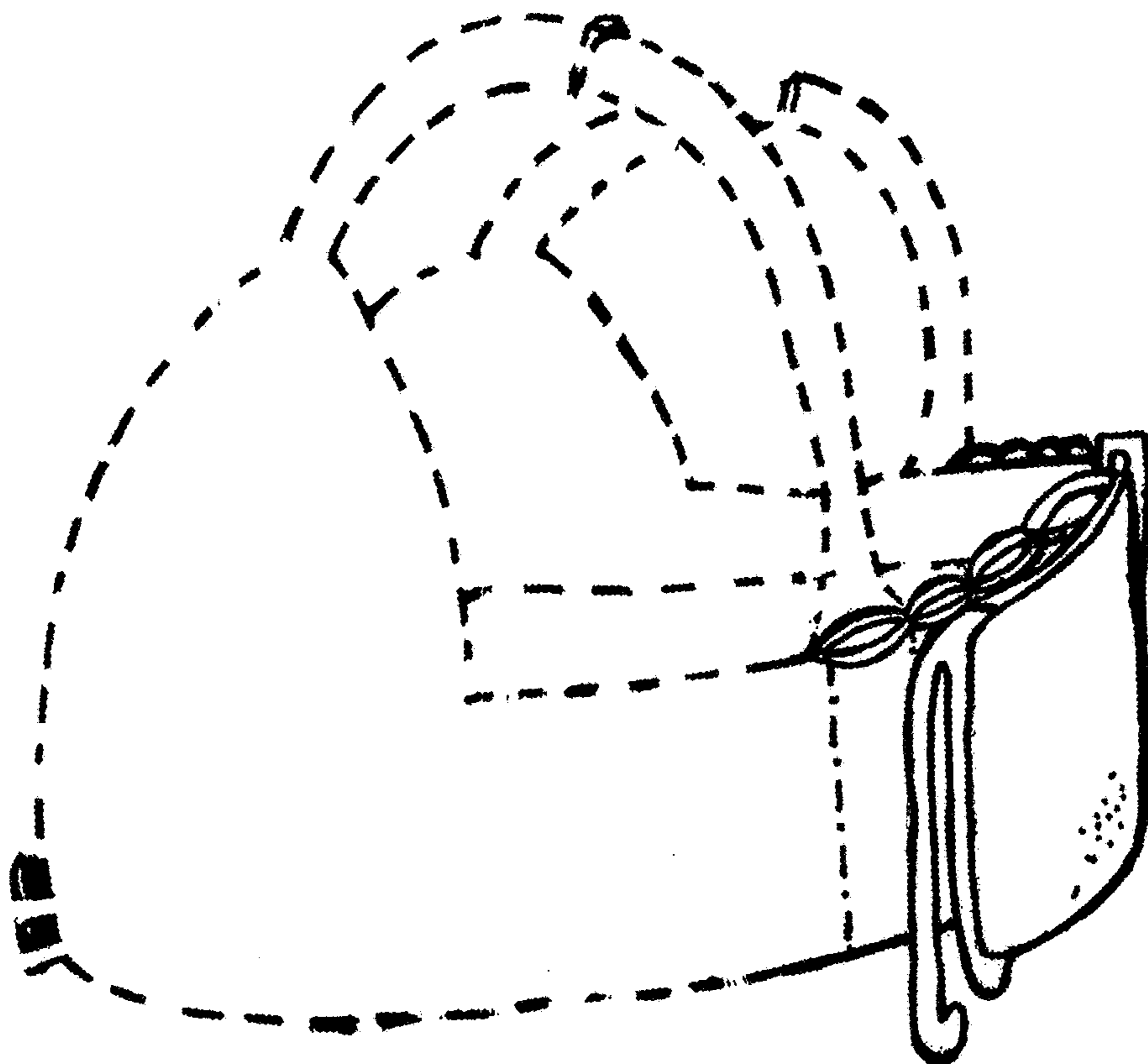


FIG 6

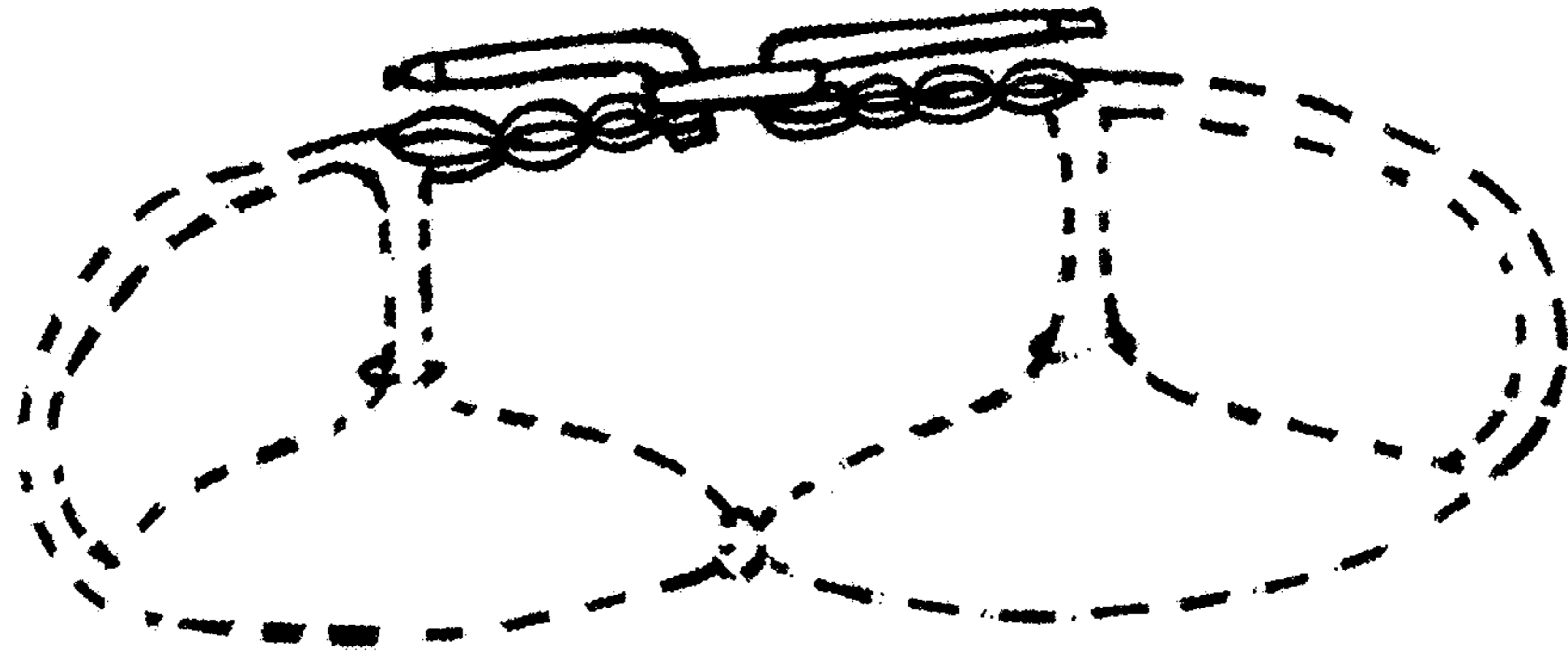


FIG 7

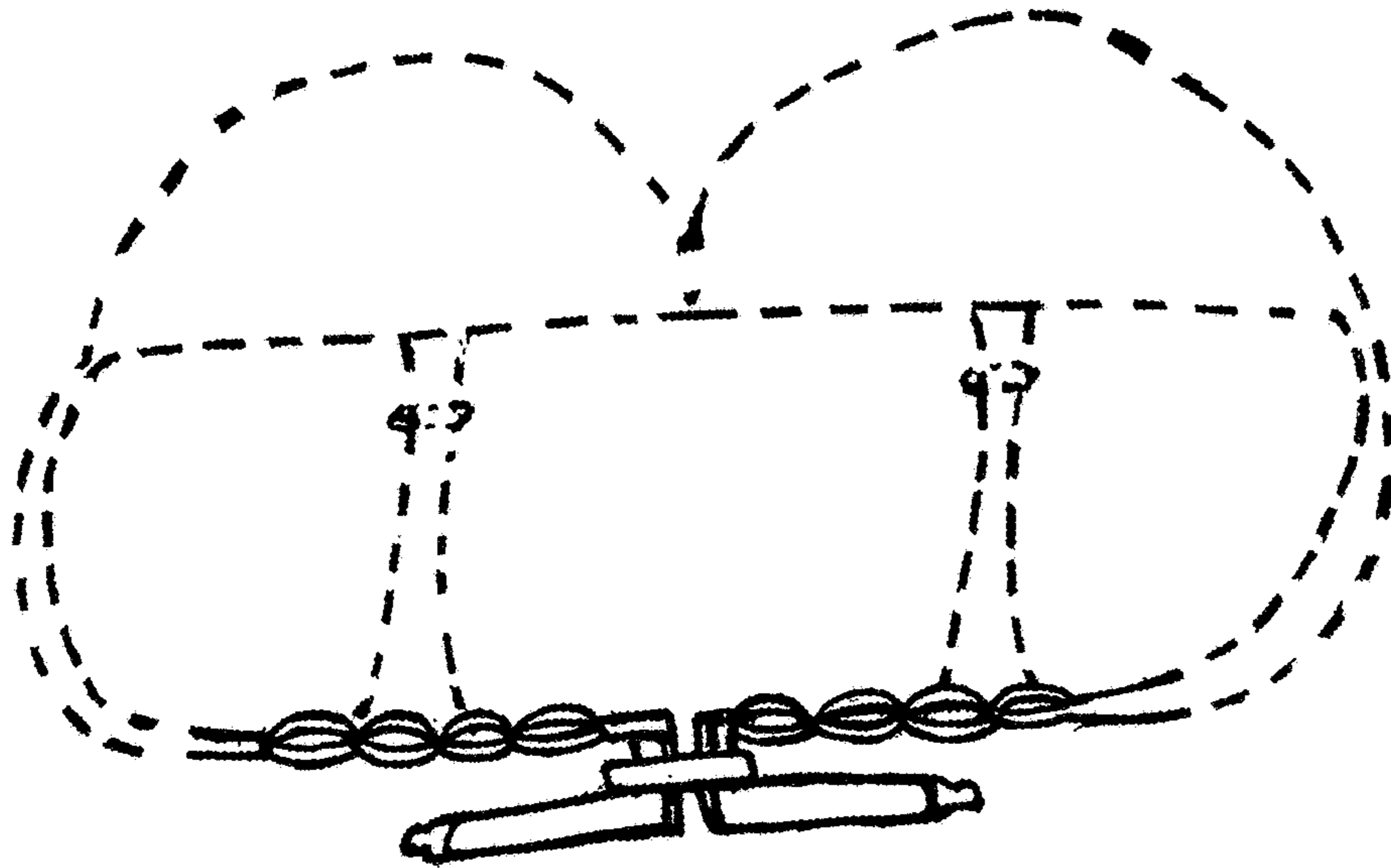


FIG 8