



US00D851857S

(12) **United States Design Patent**  
**Farmer et al.**

(10) **Patent No.:** **US D851,857 S**  
(45) **Date of Patent:** **\*\* Jun. 25, 2019**

(54) **CONFECTION**  
(71) Applicant: **The Hershey Company**, Hershey, PA (US)  
(72) Inventors: **Theresa Lynn Farmer**, Annville, PA (US); **Todd David Wickenheisser**, Harrisburg, PA (US); **Eric Zampedri**, Palmyra, PA (US); **Mary Beth Marette**, Hummelstown, PA (US); **Sutasinee Chanwangsa Seitz**, St. Louis Park, MN (US); **James Edward Pierce**, Mount Wolf, PA (US); **Daniel Alvie Delzer**, Lakewood Ranch, FL (US)

4,560,562 A \* 12/1985 Schroeder ..... A23G 3/28  
206/459.5  
D332,394 S \* 1/1993 Leonard ..... D11/125  
D334,579 S \* 4/1993 McGonagle ..... D11/121  
D387,699 S \* 12/1997 Chen ..... 428/18  
D392,785 S \* 3/1998 Villota ..... D1/115  
D427,744 S \* 7/2000 Loehndorf ..... D1/115  
D431,774 S \* 10/2000 Davis ..... D11/118  
D438,815 S \* 3/2001 Shin ..... D11/118  
D527,162 S \* 8/2006 Feilen ..... D1/115  
D628,864 S \* 12/2010 Zeilinger ..... D7/676  
D724,038 S \* 3/2015 Schenk ..... D13/168

\* cited by examiner

*Primary Examiner* — Katie Jane Stofko

(74) *Attorney, Agent, or Firm* — Design IP

(73) Assignee: **The Hershey Company**, Hershey, PA (US)

(\*\*) Term: **15 Years**

(57) **CLAIM**

(21) Appl. No.: **29/646,074**

The ornamental design for a confection, as shown and described.

(22) Filed: **May 1, 2018**

(51) **LOC (11) Cl.** ..... **01-01**

(52) **U.S. Cl.**  
USPC ..... **D1/115; D1/127**

**DESCRIPTION**

(58) **Field of Classification Search**  
USPC ..... D1/100–130, 199; 426/5, 76, 87, 92, 94, 426/95, 99, 101, 103, 108, 138–139, 143, 426/144, 279, 282, 283, 391, 514, 549, 426/660; D24/102; D30/160; D6/598; D11/118, 125, 128; D28/8.1, 8.2  
CPC . A23G 3/54; A23G 4/20; A23G 3/343; A23G 3/36; A23G 3/28; A61K 9/2072; A61K 9/2095

FIG. 1 is a front isometric view of a confection showing our new design;  
FIG. 2 is a front view thereof;  
FIG. 3 is a rear view thereof;  
FIG. 4 is a left side view thereof;  
FIG. 5 is a right side view thereof;  
FIG. 6 is a top view thereof; and,  
FIG. 7 is a bottom view thereof.

See application file for complete search history.


The greyscale shading shown in FIGS. 1-7 is provided solely for the purpose of showing surface contours. The dash-dot lines in FIGS. 1-2, 4-5, and 7 and the ghosted areas within the dash-dot lines show portions of the confection that form no part of the claimed design.

(56) **References Cited**

**U.S. PATENT DOCUMENTS**

**1 Claim, 7 Drawing Sheets**

2,734,769 A \* 2/1956 Holz ..... A01M 1/2055  
239/57  
D252,076 S \* 6/1979 Pardus ..... D11/118








FIG. 1






FIG. 2




FIG. 3






FIG. 4




FIG. 5




FIG. 6




FIG. 7