



US00D851856S

(12) **United States Design Patent** (10) **Patent No.:** **US D851,856 S**
Farmer et al. (45) **Date of Patent:** **** Jun. 25, 2019**

(54) **CONFECTION**

(71) Applicant: **The Hershey Company**, Hershey, PA (US)

(72) Inventors: **Theresa Lynn Farmer**, Annville, PA (US); **Todd David Wickenheisser**, Harrisburg, PA (US); **Eric Zampedri**, Palmyra, PA (US); **Mary Beth Marette**, Hummelstown, PA (US); **Sutasinee Chanwangsa Seitz**, St. Louis Park, MN (US); **James Edward Pierce**, Mount Wolf, PA (US); **Daniel Alvie Delzer**, Lakewood Ranch, FL (US)

(73) Assignee: **The Hershey Company**, Hershey, PA (US)

(**) Term: **15 Years**

(21) Appl. No.: **29/646,071**

(22) Filed: **May 1, 2018**

(51) **LOC (11) Cl.** **01-01**

(52) **U.S. Cl.**
USPC **D1/108; D1/127**

(58) **Field of Classification Search**
USPC D1/100–130, 199; 426/5, 76, 87, 92, 94, 426/95, 99, 101, 103, 108, 138–139, 143, 426/144, 279, 282, 283, 391, 514, 549, 426/660; D24/102; D30/160; D6/598; D11/125, 128; D28/8.1, 8.2
CPC . A23G 3/54; A23G 4/20; A23G 3/343; A23G 3/36; A23G 3/28; A61K 9/2072; A61K 9/2095

See application file for complete search history.

(56) **References Cited**

U.S. PATENT DOCUMENTS

D210,365 S *	3/1968	Kroninger	D1/110
D234,942 S *	4/1975	Gottsegen	D1/108
D250,700 S *	1/1979	Studdard	D11/126
D331,654 S *	12/1992	Kesdekoglu	D1/108
D419,404 S *	1/2000	Lorenzana	D8/1
D428,808 S *	8/2000	Ying	D11/129
D494,734 S *	8/2004	Hartman	D1/109
D562,714 S *	2/2008	Priestly	D10/106.4
D638,966 S *	5/2011	van der Lande	D26/47
D644,410 S *	9/2011	Hoffmann	D1/108
D644,816 S *	9/2011	Hoffmann	D1/108
D668,017 S *	10/2012	Coble	D1/107
D769,847 S *	10/2016	McClurkan	D14/218

* cited by examiner

Primary Examiner — Katie Jane Stoffko

(74) *Attorney, Agent, or Firm* — Design IP

(57) **CLAIM**

The ornamental design for a confection, as shown and described.

DESCRIPTION

FIG. 1 is a front isometric view of a confection showing our new design;

FIG. 2 is a front view thereof;

FIG. 3 is a rear view thereof;

FIG. 4 is a left side view thereof;


FIG. 5 is a right side view thereof;

FIG. 6 is a top view thereof; and,

FIG. 7 is a bottom view thereof.

The greyscale shading shown in FIGS. 1-7 is provided solely for the purpose of showing surface contours. The dash-dot lines in FIGS. 1-2, 4-5, and 7 and the ghosted areas within the dash-dot lines show portions of the confection that form no part of the claimed design.

1 Claim, 7 Drawing Sheets






FIG. 1




FIG. 2




FIG. 3




FIG. 4




FIG. 5



FIG. 6




FIG. 7