



US00D851839S

(12) **United States Design Patent**  
**Scanlon**

(10) **Patent No.:** **US D851,839 S**

(45) **Date of Patent:** **\*\* Jun. 18, 2019**

(54) **HEARING PROTECTION HEADSET**

(71) Applicant: **Tasco Corporation**, Riverside, RI (US)

(72) Inventor: **Sean Scanlon**, Providence, RI (US)

(73) Assignee: **Tasco Corporation**, Riverside, RI (US)

(\*\*) Term: **15 Years**

(21) Appl. No.: **29/620,712**

(22) Filed: **May 4, 2017**

(51) **LOC (11) Cl.** ..... **29-02**

(52) **U.S. Cl.**

USPC ..... **D29/112; D14/205**

(58) **Field of Classification Search**

USPC ..... D29/100, 102, 105, 106, 108, 112, 122;  
D14/205, 206, 223

CPC ..... A42B 3/16; A42B 3/163; A42B 3/166;  
A61F 11/06; A61F 11/08; A61F 11/10;  
A61F 11/12; A61F 11/14; A61F  
2011/085; H04R 1/10; H04R 1/1008;  
H04R 1/1016; H04R 1/105; H04R  
1/1058; H04R 1/1066; H04R 1/1075;  
H04R 1/1083; H04R 5/0335; H04R  
25/652; H04R 25/654; H04R 25/656;  
A63B 71/10

See application file for complete search history.

(56) **References Cited**

**U.S. PATENT DOCUMENTS**

2,883,671	A *	4/1959	Hornickel	.....	A61F 11/14 128/866
3,051,961	A *	9/1962	Clark	.....	A61F 11/14 181/129
D298,670	S *	11/1988	Palmaer	.....	D14/205
D313,092	S *	12/1990	Nilsson	.....	D14/205
D375,584	S *	11/1996	Westerdal	.....	D29/112
D385,665	S *	10/1997	Westerdal	.....	D29/112
D390,564	S *	2/1998	Savona	.....	D14/205
D403,126	S *	12/1998	Scanlon	.....	D29/112

D411,200	S *	6/1999	Almqvist	.....	D14/192
D413,413	S *	8/1999	Dillon	.....	D14/205
D427,382	S *	6/2000	Leight	.....	D29/112
D434,191	S *	11/2000	Emilsson	.....	D29/112
6,151,717	A *	11/2000	Lindgren	.....	A61F 11/14 128/867
D459,033	S *	6/2002	Dix	.....	D29/112
D459,034	S *	6/2002	Dix	.....	D29/112
D465,616	S *	11/2002	Nilsson	.....	A61F 11/14 D29/112
D651,764	S *	1/2012	Gresko	.....	A61F 11/14 D29/112
D663,900	S *	7/2012	Karlsson	.....	A61F 11/14 D29/112
D669,450	S *	10/2012	Katsumata	.....	D14/205
D674,767	S *	1/2013	Brunner	.....	D14/205
D721,052	S *	1/2015	Carr	.....	D14/205
D735,419	S *	7/2015	Rose	.....	D29/112
D747,557	S *	1/2016	Bonney	.....	D29/112
D752,816	S *	3/2016	Fletcher	.....	D29/112

(Continued)

*Primary Examiner* — Elizabeth J Oswecki

(74) *Attorney, Agent, or Firm* — Fay Sharpe LLP

(57) **CLAIM**

The ornamental design for a hearing protection headset, as shown and described.

**DESCRIPTION**

FIG. 1 is a front perspective view of a hearing protection headset showing my new design;

FIG. 2 is a front elevation view of FIG. 1;

FIG. 3 is a rear elevation view of FIG. 1;

FIG. 4 is a left side elevation view of FIG. 1;


FIG. 5 is a right side elevation view of FIG. 1;

FIG. 6 is a top plan view of FIG. 1; and,

FIG. 7 is a bottom plan view of FIG. 1.

The broken lines shown in the drawings represent portions of the hearing protection headset that form no part of the claimed design.

**1 Claim, 6 Drawing Sheets**



(56)

**References Cited**

U.S. PATENT DOCUMENTS

D753,884	S	*	4/2016	Bonney	.....	D29/112
D764,717	S	*	8/2016	Fletcher	.....	D29/112
D766,520	S	*	9/2016	Fletcher	.....	D29/112
D789,615	S	*	6/2017	Pratley	.....	D29/112
D800,691	S	*	10/2017	Ando	.....	D14/205
D805,697	S	*	12/2017	Pratley	.....	D29/112
D806,674	S	*	1/2018	Zhang	.....	D14/205
D807,584	S	*	1/2018	Fletcher	.....	D29/112
D821,653	S	*	6/2018	Pratley	.....	D29/112
D826,209	S	*	8/2018	Homewood	.....	D14/205
D830,330	S	*	10/2018	Petersen	.....	D14/205
D834,260	S	*	11/2018	Garcia Mansilla	.....	D29/112
D837,763	S	*	1/2019	Suzuki	.....	D14/205
2013/0340769	A1	*	12/2013	Roos	.....	A61F 11/14 128/866

\* cited by examiner




FIG. 1

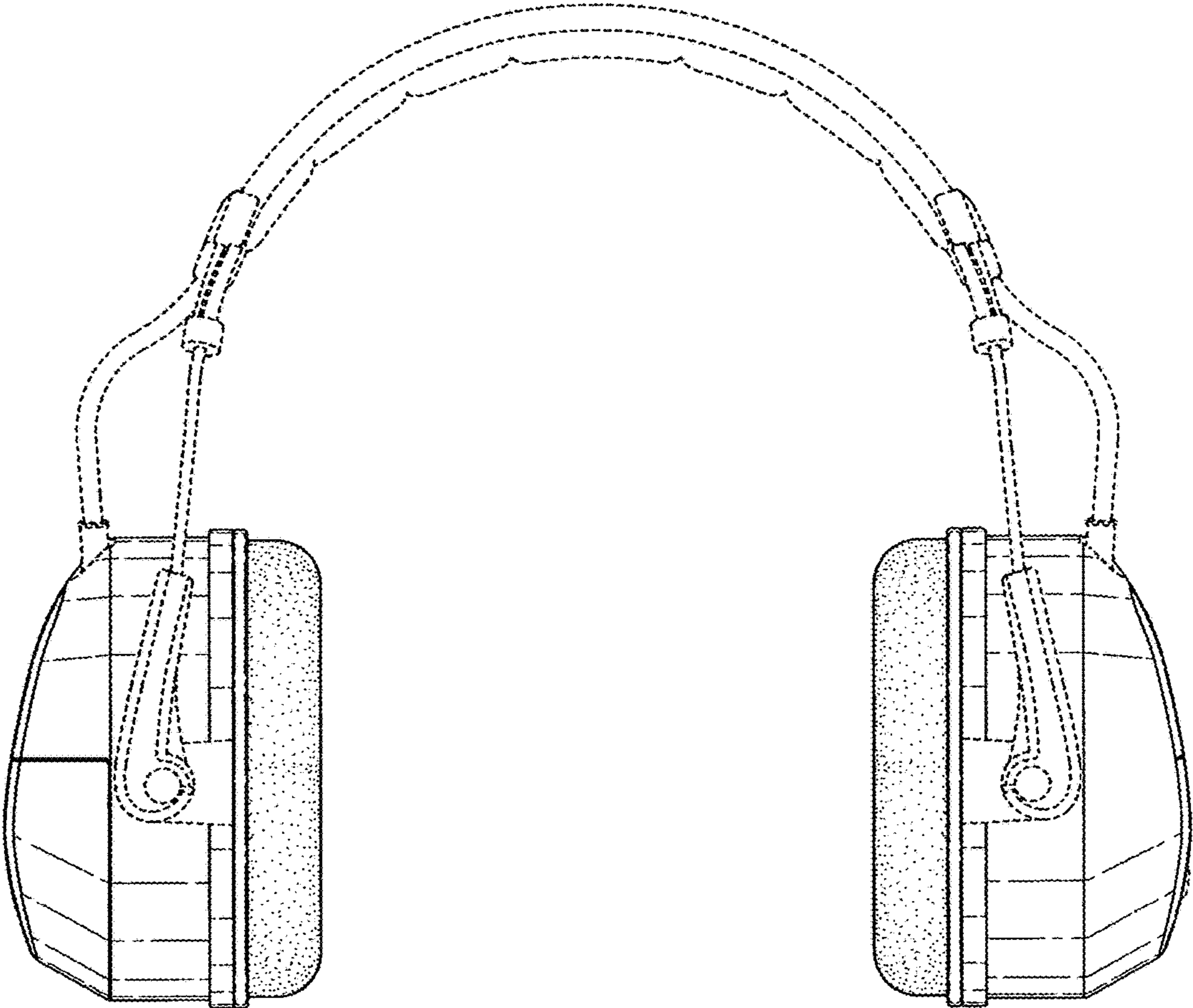


FIG. 2

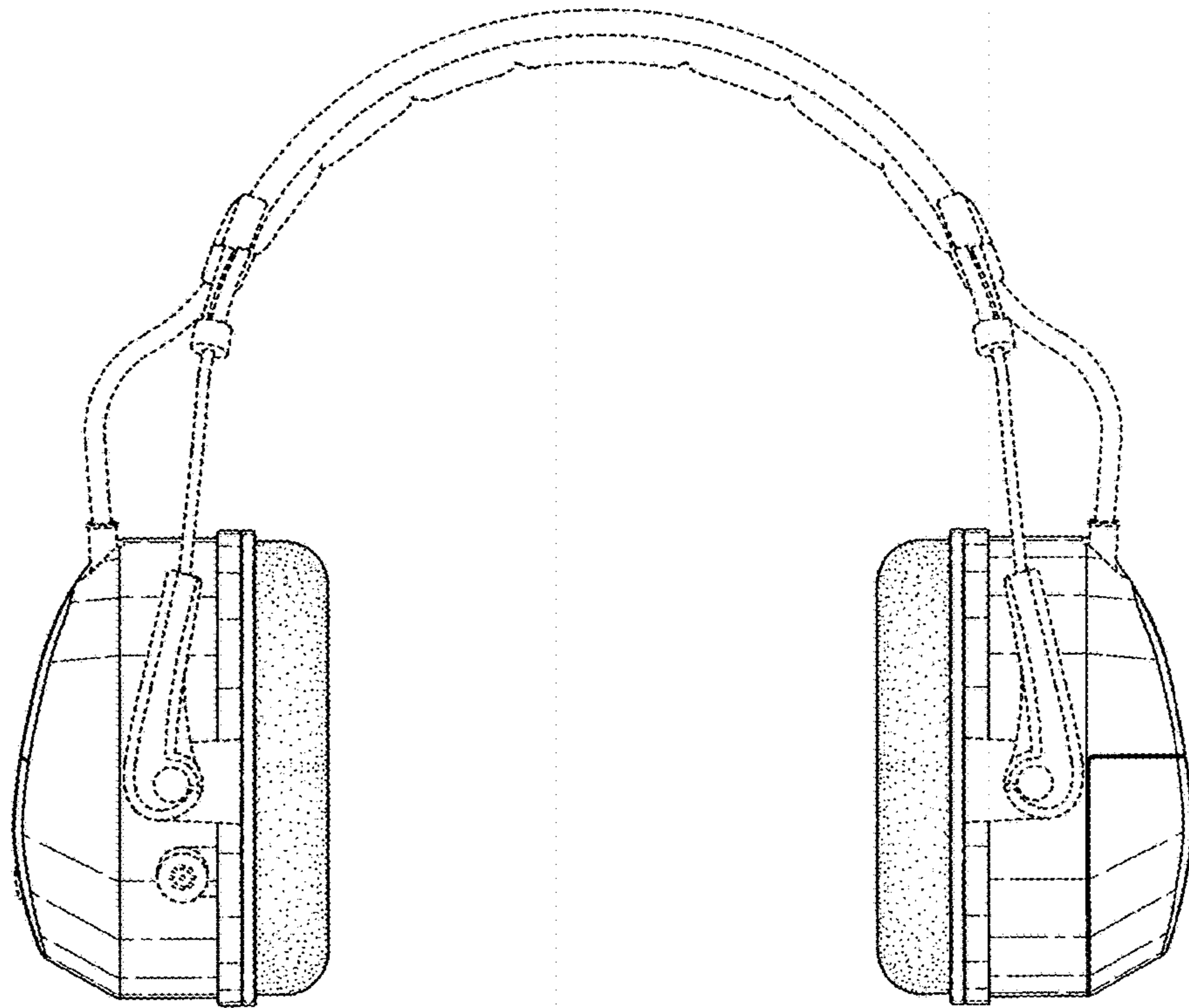


FIG. 3

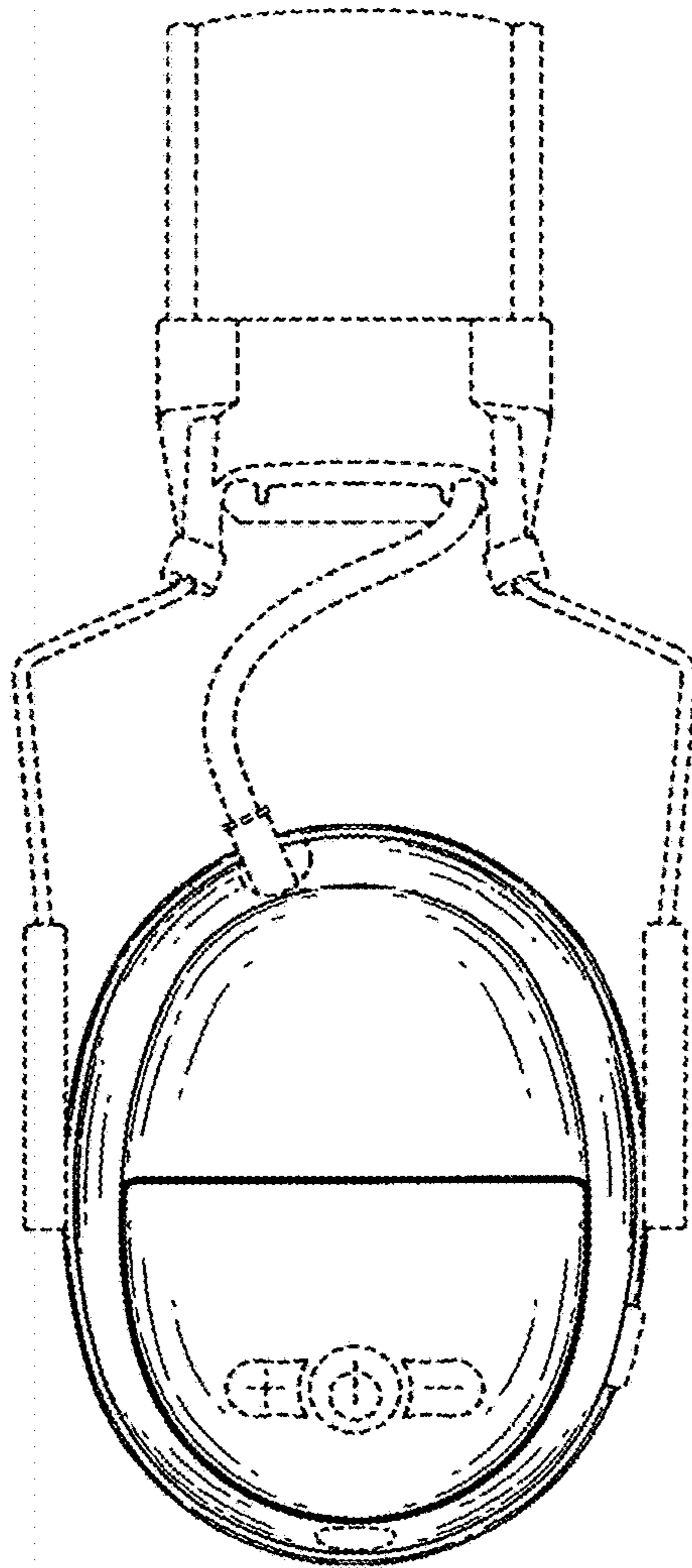


FIG. 4

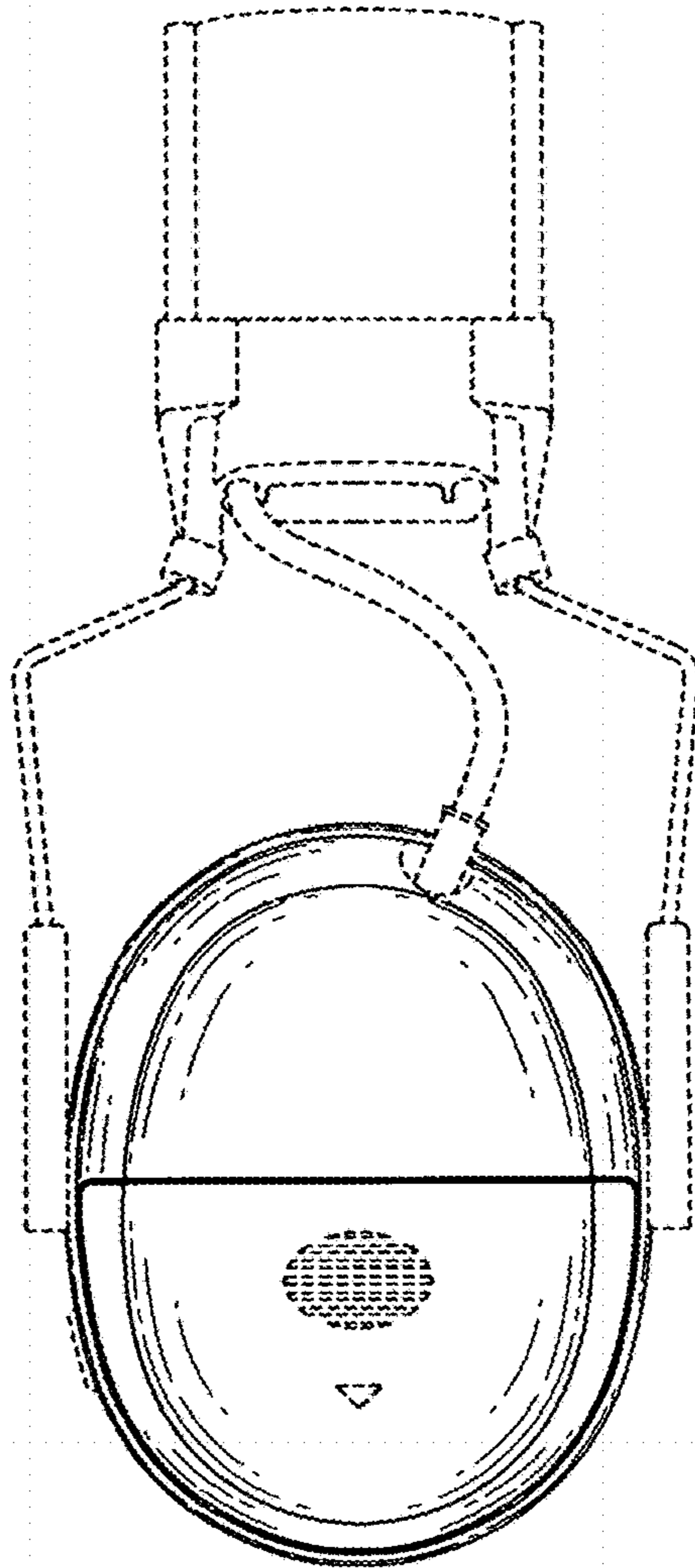


FIG. 5

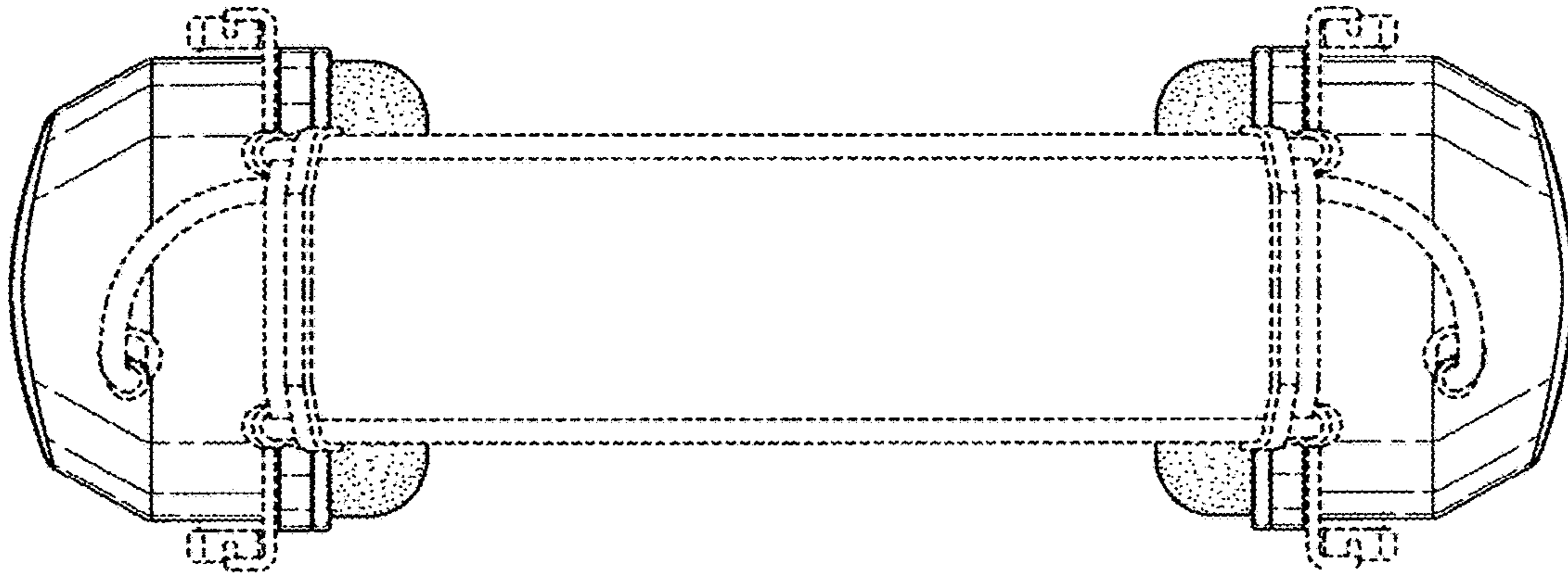


FIG. 6

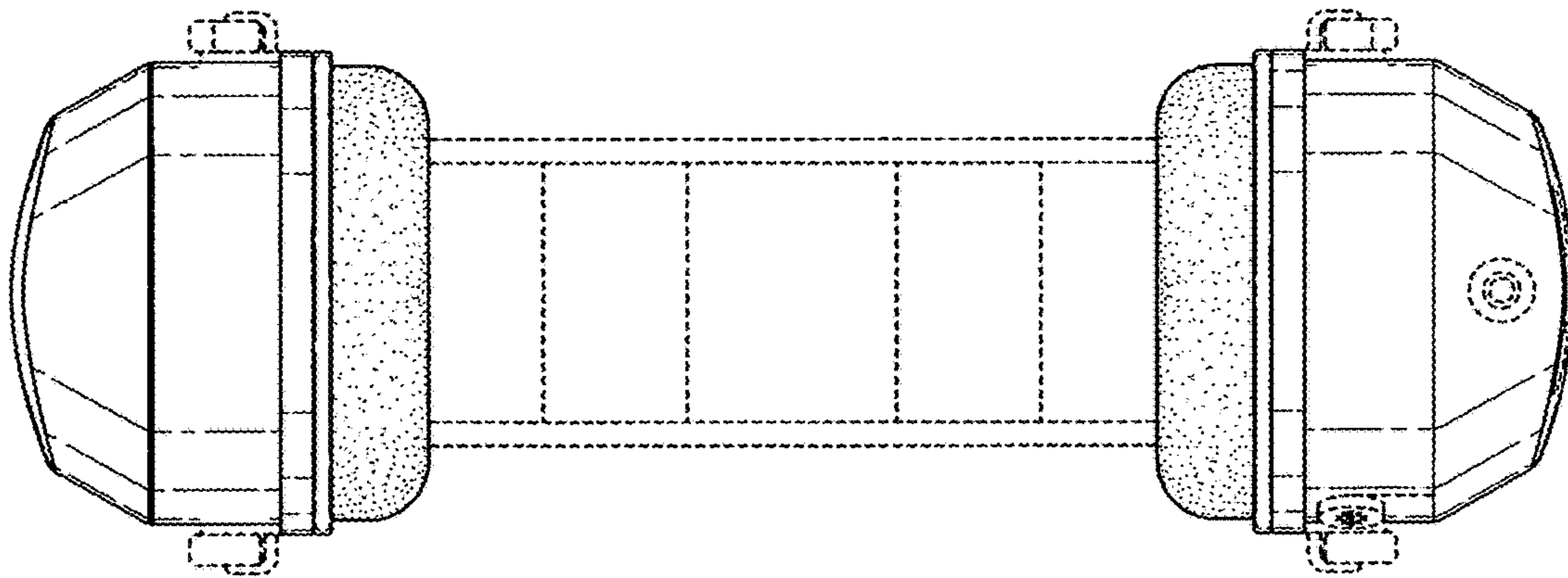


FIG. 7