



US00D851831S

(12) **United States Design Patent**
Fan

(10) **Patent No.:** **US D851,831 S**

(45) **Date of Patent:** **** Jun. 18, 2019**

(54) **HAIR CURLER**

(71) Applicant: **Wenzhou Shi Labo Electrics Co., Ltd.**, Wenzhou (CN)

(72) Inventor: **Maochang Fan**, Wenzhou (CN)

(73) Assignee: **Wenzhou Shi Labo Electrics Co., Ltd.**, Wenzhou (CN)

(**) Term: **15 Years**

(21) Appl. No.: **29/625,237**

(22) Filed: **Nov. 8, 2017**

(51) **LOC (11) Cl.** **28-03**

(52) **U.S. Cl.**
USPC **D28/35**

(58) **Field of Classification Search**
USPC D28/35-38
CPC A45D 2/12; A45D 2/14; A45D 2/36-367;
A45D 2/001-002; A45D 2/06; A45D
2/40; A45D 1/00; A45D 1/02-04; A45D
1/06; A45D 1/10; A45D 1/16; A45D 1/28
See application file for complete search history.

(56) **References Cited**

U.S. PATENT DOCUMENTS

D570,046 S * 5/2008 Leung D28/35
D596,792 S * 7/2009 Kwok D28/35

D629,563 S * 12/2010 Mau D28/35
D698,487 S * 1/2014 Byun D28/35
D726,961 S * 4/2015 Sayers D28/35
D786,506 S * 5/2017 Ceva D28/35
D821,031 S * 6/2018 Feng D28/35

* cited by examiner

Primary Examiner — Jennifer Rivard

(74) *Attorney, Agent, or Firm* — Kelly & Kelley, LLP

(57) **CLAIM**

The ornamental design for a hair curler, as shown and described.

DESCRIPTION

FIG. 1 is a front elevational view of a hair curler embodying my new design;
FIG. 2 is a left-side elevational view thereof;
FIG. 3 is a bottom plan view thereof;
FIG. 4 is a right-side elevational view thereof;
FIG. 5 is a rear elevational view thereof; and,
FIG. 6 is a top plan view thereof.

1 Claim, 6 Drawing Sheets



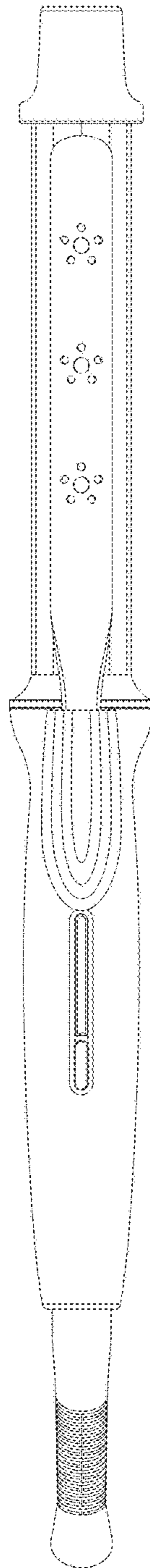


FIG.1

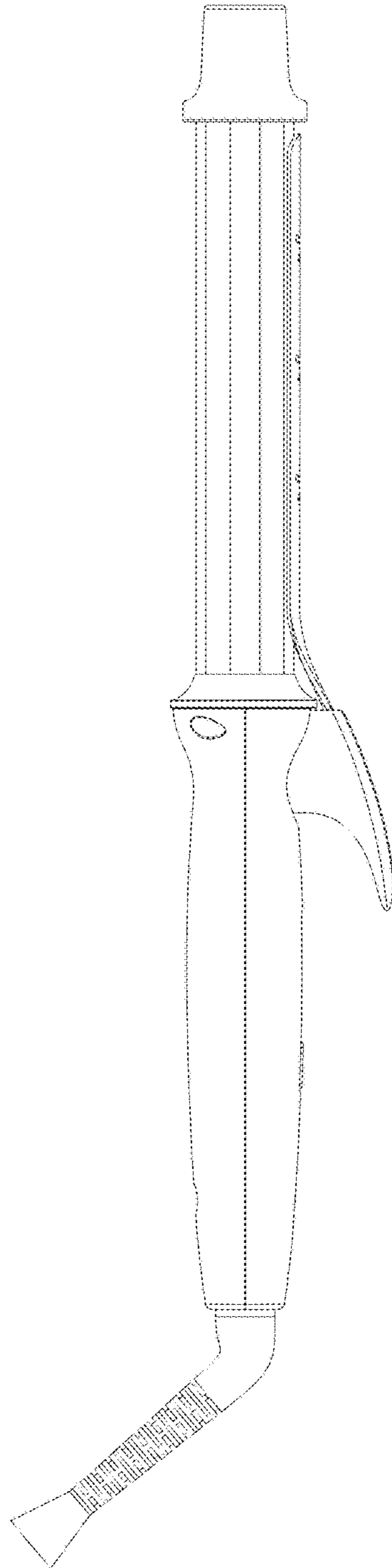


FIG. 2

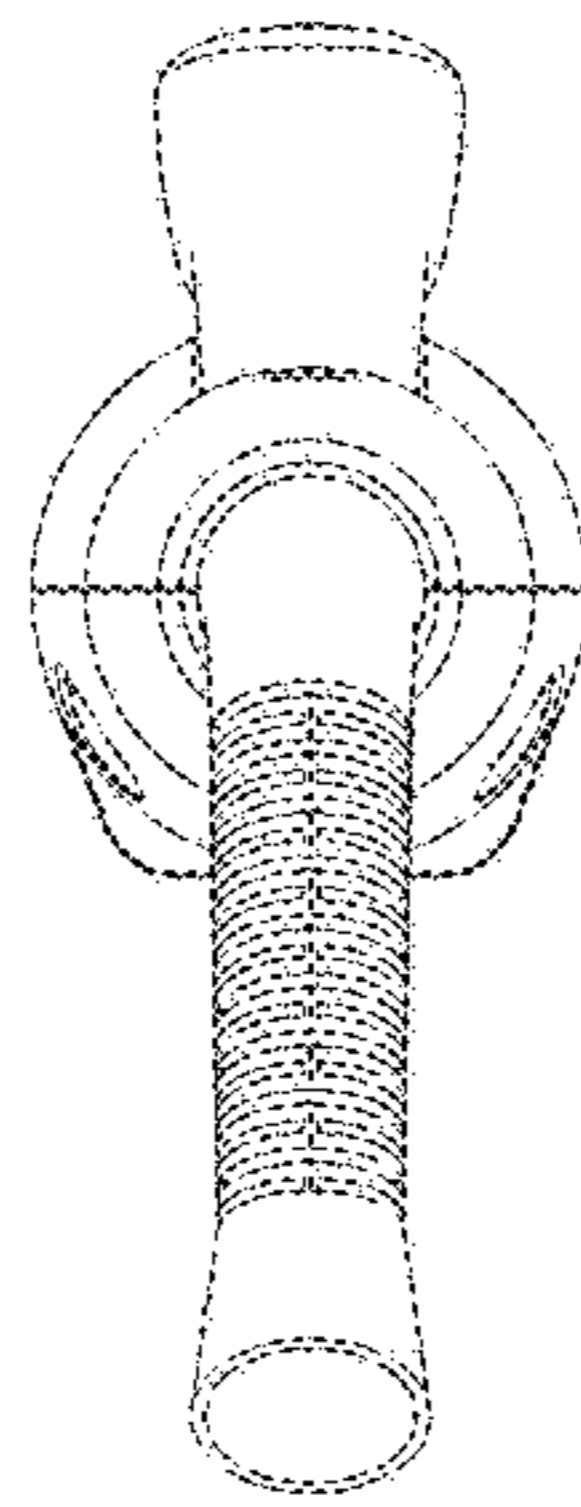


FIG. 3

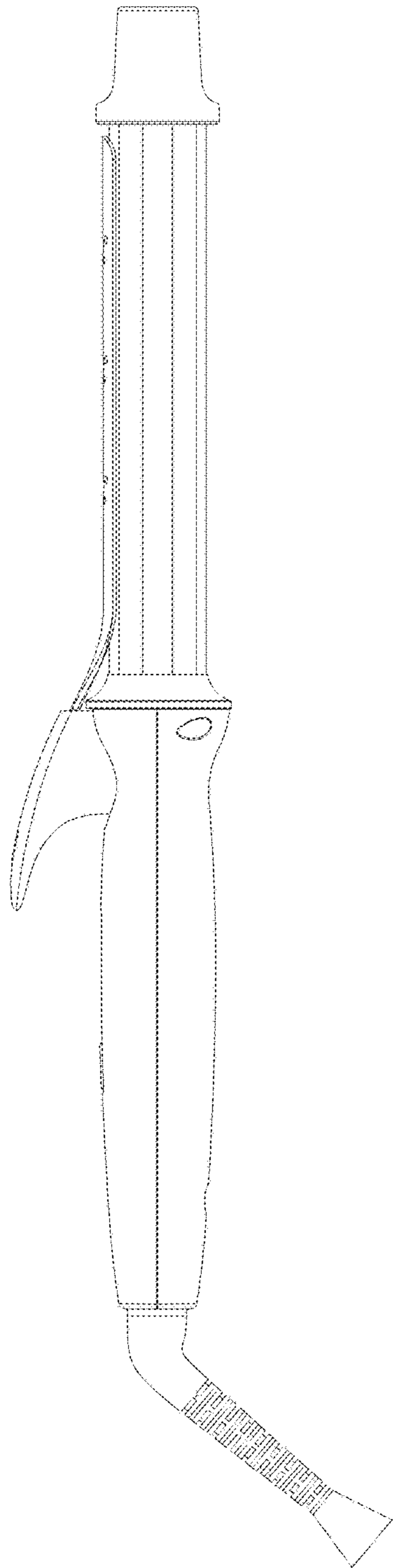


FIG. 4

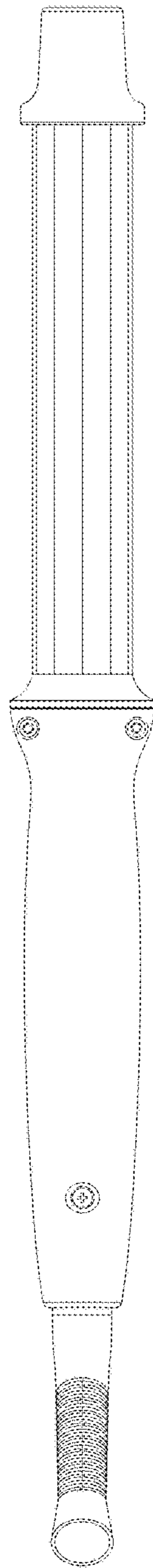


FIG. 5

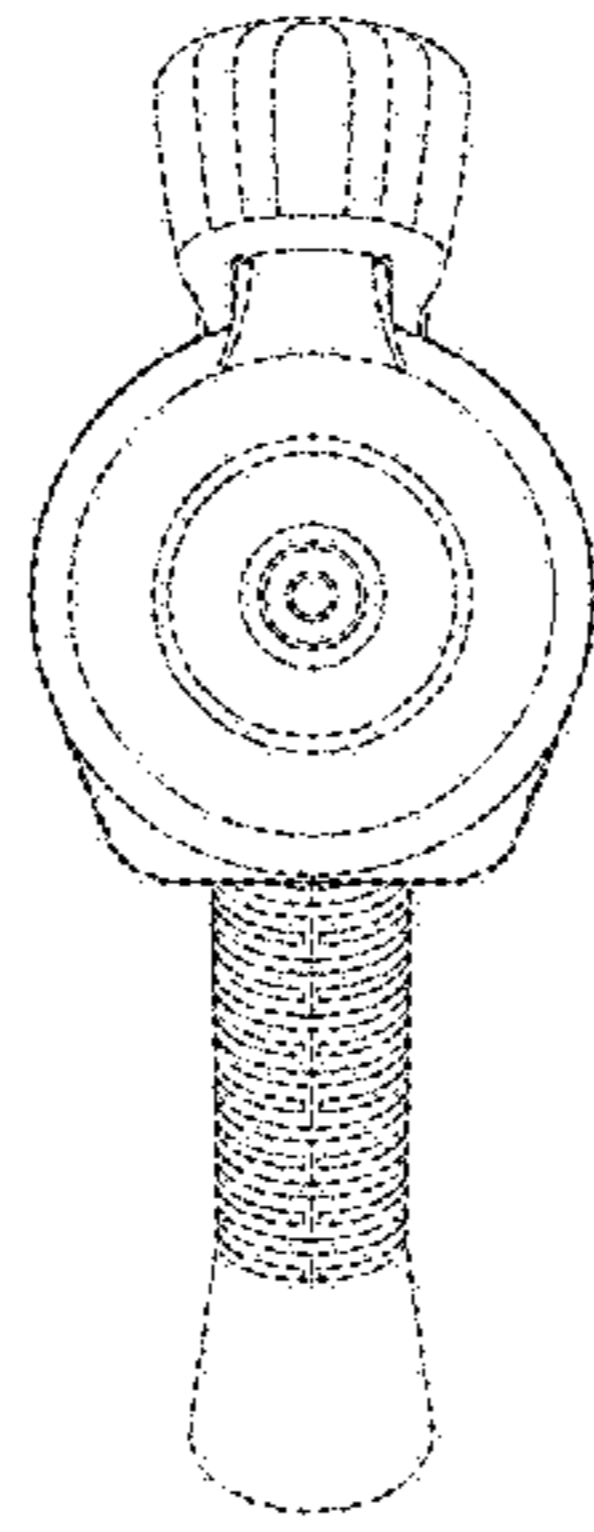


FIG. 6