



US00D851794S

(12) **United States Design Patent**
Lin

(10) **Patent No.:** **US D851,794 S**
(45) **Date of Patent:** **** Jun. 18, 2019**

- (54) **AUTOMOBILE BACK LIGHT**
- (71) Applicant: **Chi-Chung Lin**, Hsinchu (TW)
- (72) Inventor: **Chi-Chung Lin**, Hsinchu (TW)
- (**) Term: **15 Years**
- (21) Appl. No.: **29/641,796**
- (22) Filed: **Mar. 25, 2018**
- (51) **LOC (11) Cl.** **26-06**
- (52) **U.S. Cl.**
USPC **D26/28**
- (58) **Field of Classification Search**
USPC D26/28-36
CPC F21S 48/00; F21S 48/10; F21S 48/115;
F21S 48/225; F21S 48/1233; F21S
48/1266; F21S 48/1388; F21S 48/2268;
F21V 13/00; F21V 21/04; F21V 29/004
See application file for complete search history.

- D674,939 S * 1/2013 Lai D26/28
- D705,962 S * 5/2014 Hildebrand D26/28
- D708,770 S * 7/2014 Lai D26/28
- D714,982 S * 10/2014 Lai D26/28
- D806,291 S 12/2017 Platto et al.

* cited by examiner

Primary Examiner — Marcus A Jackson

(74) *Attorney, Agent, or Firm* — Alexander Chen, Esq.

(56) **References Cited**
U.S. PATENT DOCUMENTS

- D586,020 S * 2/2009 Hsu D26/28
- D586,023 S * 2/2009 Hsu D26/28

(57) **CLAIM**

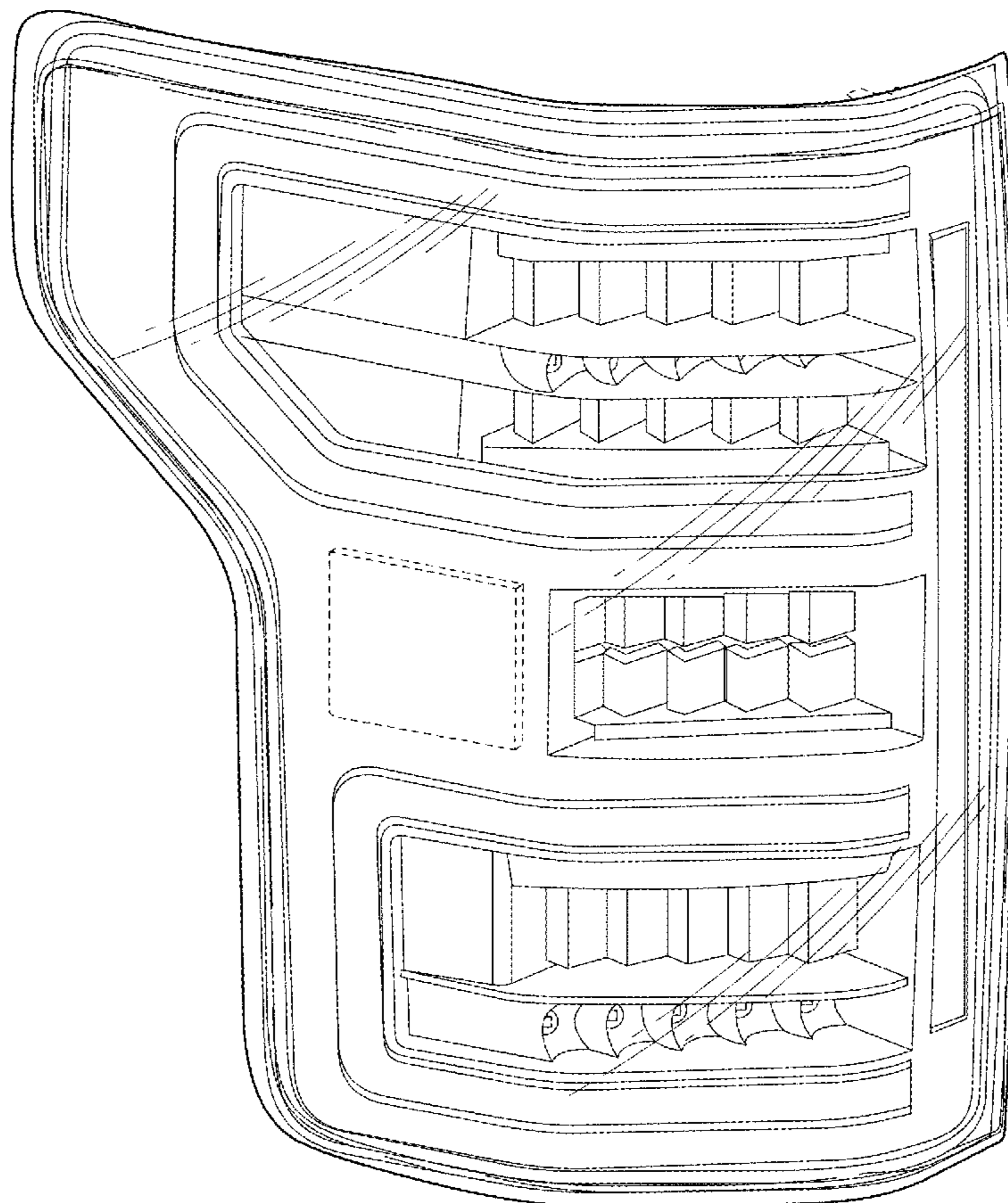
The ornamental design for an automobile back light, as shown and described.

DESCRIPTION

FIG. 1 is a perspective view of an automobile back light; FIG. 2 is a side view thereof; and, FIG. 3 is a front view thereof.

The broken lines are included to show environmental structure and form no part of the claimed design. The drawings and descriptions represent the left side embodiment. The claim is also for a mirror image right side embodiment.

1 Claim, 3 Drawing Sheets



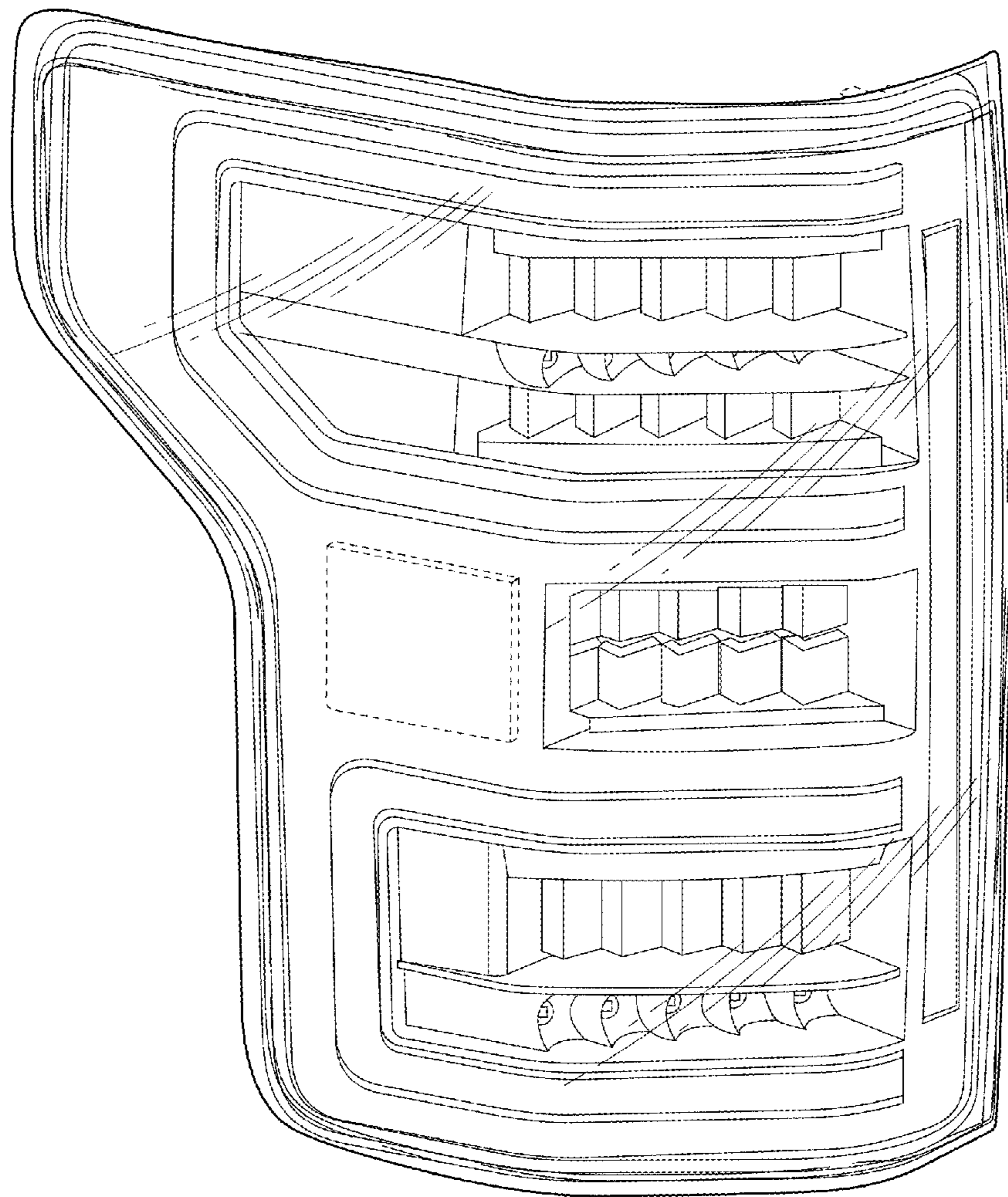


FIG. 1

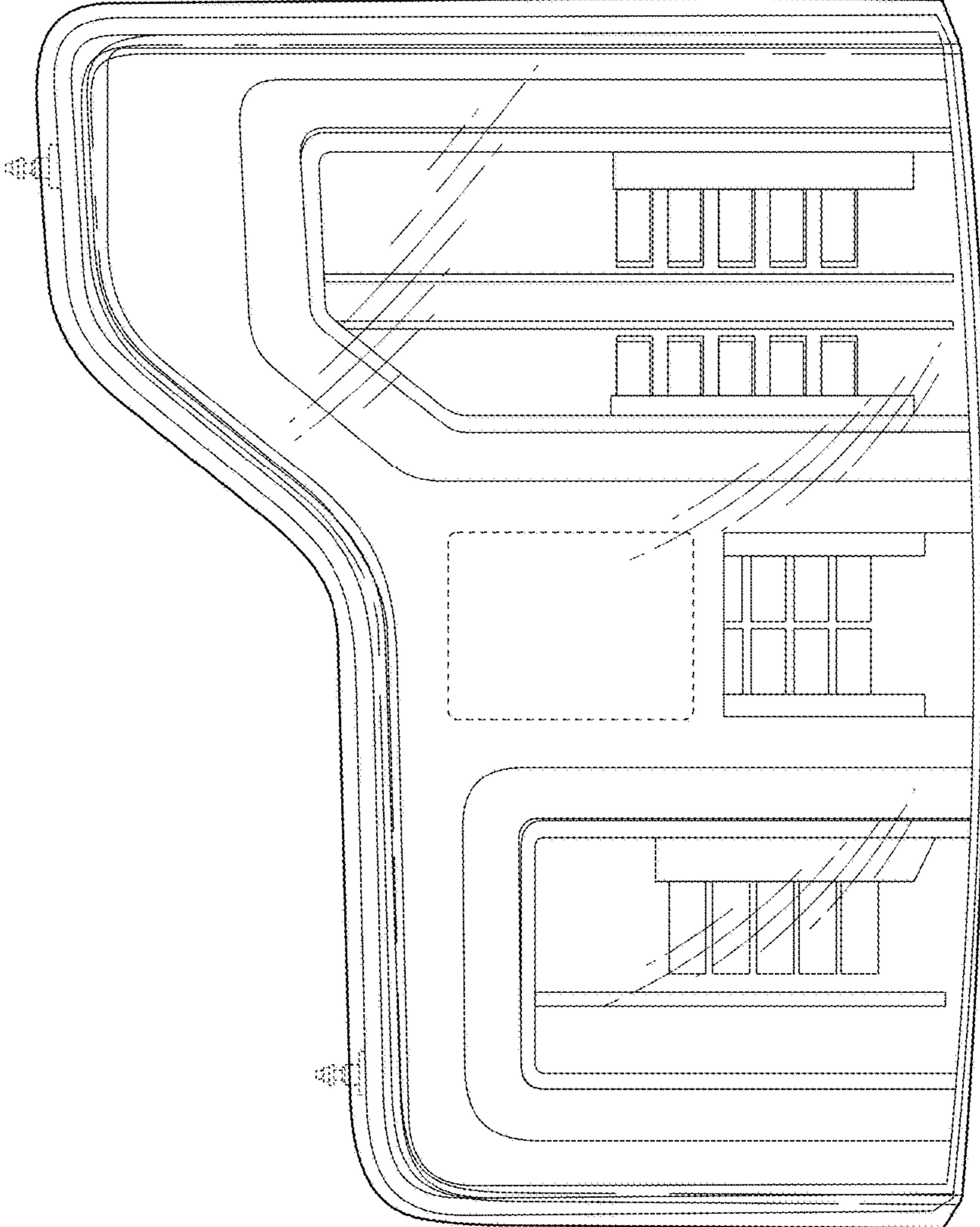


FIG. 2

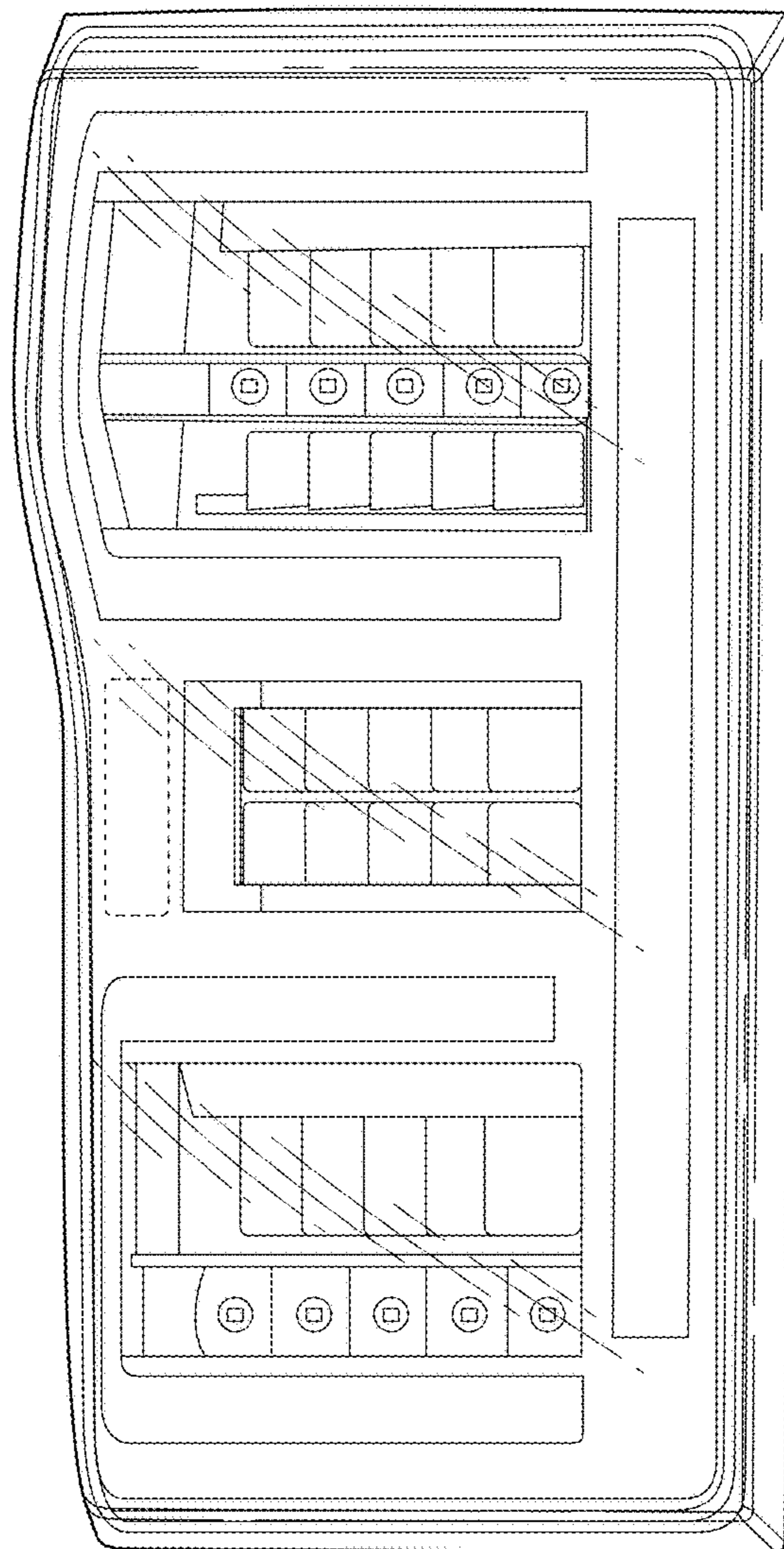


FIG. 3