



US00D851788S

(12) **United States Design Patent**
Downey et al.

(10) **Patent No.:** **US D851,788 S**
(45) **Date of Patent:** **** Jun. 18, 2019**

- (54) **TILE**
- (71) Applicant: **PLITEQ INC.**, Toronto (CA)
- (72) Inventors: **Paul Downey**, Toronto (CA); **Paul Gartenburg**, Toronto (CA)
- (73) Assignee: **Pliteq Inc.**, Toronto (CA)
- (**) Term: **15 Years**
- (21) Appl. No.: **29/598,936**
- (22) Filed: **Mar. 29, 2017**

(30) **Foreign Application Priority Data**

Sep. 30, 2016 (CA) 170779

(51) **LOC (11) Cl.** **25-01**

(52) **U.S. Cl.**
USPC **D25/138**

(58) **Field of Classification Search**
USPC D25/138-163, 113, 117; 52/386, 387,
52/392; 404/34, 41, 50
CPC .. E01C 13/00; E01C 13/045; E01C 2013/006;
E04F 15/02; E04F 15/02038; E04F
15/203; E04F 15/206; E04F 15/225; E04F
15/10; E04F 15/22; E04F 15/20; E04F
15/185; F16F 7/082; F16F 7/087; A63B
69/0035

See application file for complete search history.

(56) **References Cited**

U.S. PATENT DOCUMENTS

- D233,832 S * 12/1974 Becker D25/156
- 5,082,712 A * 1/1992 Starp E04F 15/10
428/174
- 5,630,304 A * 5/1997 Austin E04F 15/10
428/57
- D419,697 S * 1/2000 Kroesbergen D25/119
- 6,793,586 B2 * 9/2004 Barlow A63B 67/02
473/162
- D570,503 S * 6/2008 Leier D25/156

- D599,039 S * 8/2009 Leier D25/157
- D622,418 S * 8/2010 Prins D25/138
- D643,549 S * 8/2011 Lei D25/150
- D644,347 S * 8/2011 Prins D25/158
- 8,398,332 B2 * 3/2013 Allen E01C 9/004
404/70

(Continued)

OTHER PUBLICATIONS

Pliteq—GenieMat FIT—Overview (on-line), dated Apr. 24, 2017. Retrieved from Internet Jul. 11, 2018, URL: <https://web.archive.org/web/20170424112127/http://pliteq.com/products/geniemat-fit.php> (1 page).*

(Continued)

Primary Examiner — Katie Jane Stofko

Assistant Examiner — Kimberly Barnes

(74) *Attorney, Agent, or Firm* — Martin & Ferraro, LLP

(57) **CLAIM**

The ornamental design for a tile, as shown and described.

DESCRIPTION

FIG. 1 is a top perspective view of a tile showing our new design;

FIG. 2 is a bottom perspective view of the tile;

FIG. 3 is a top plan view of the tile;

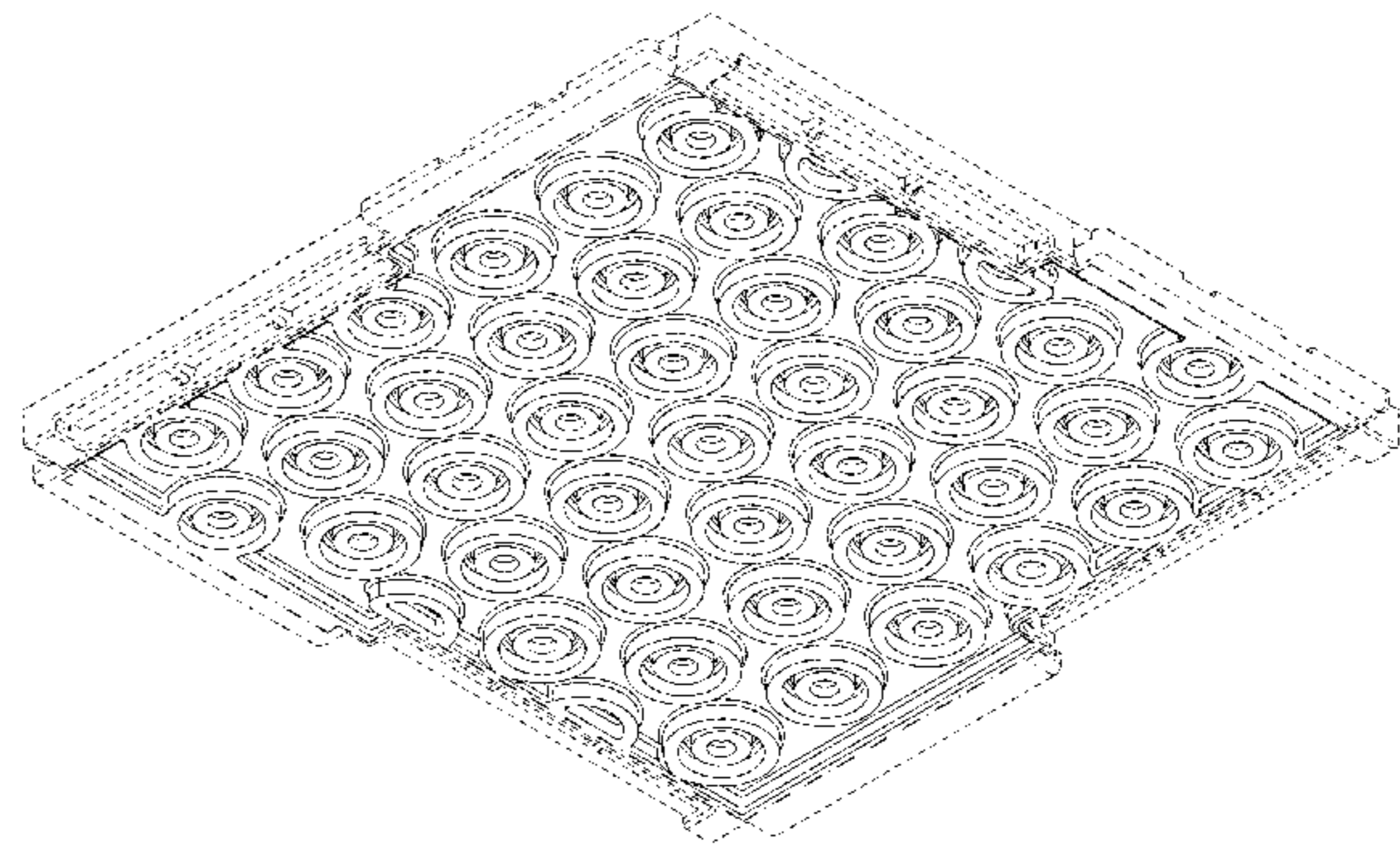
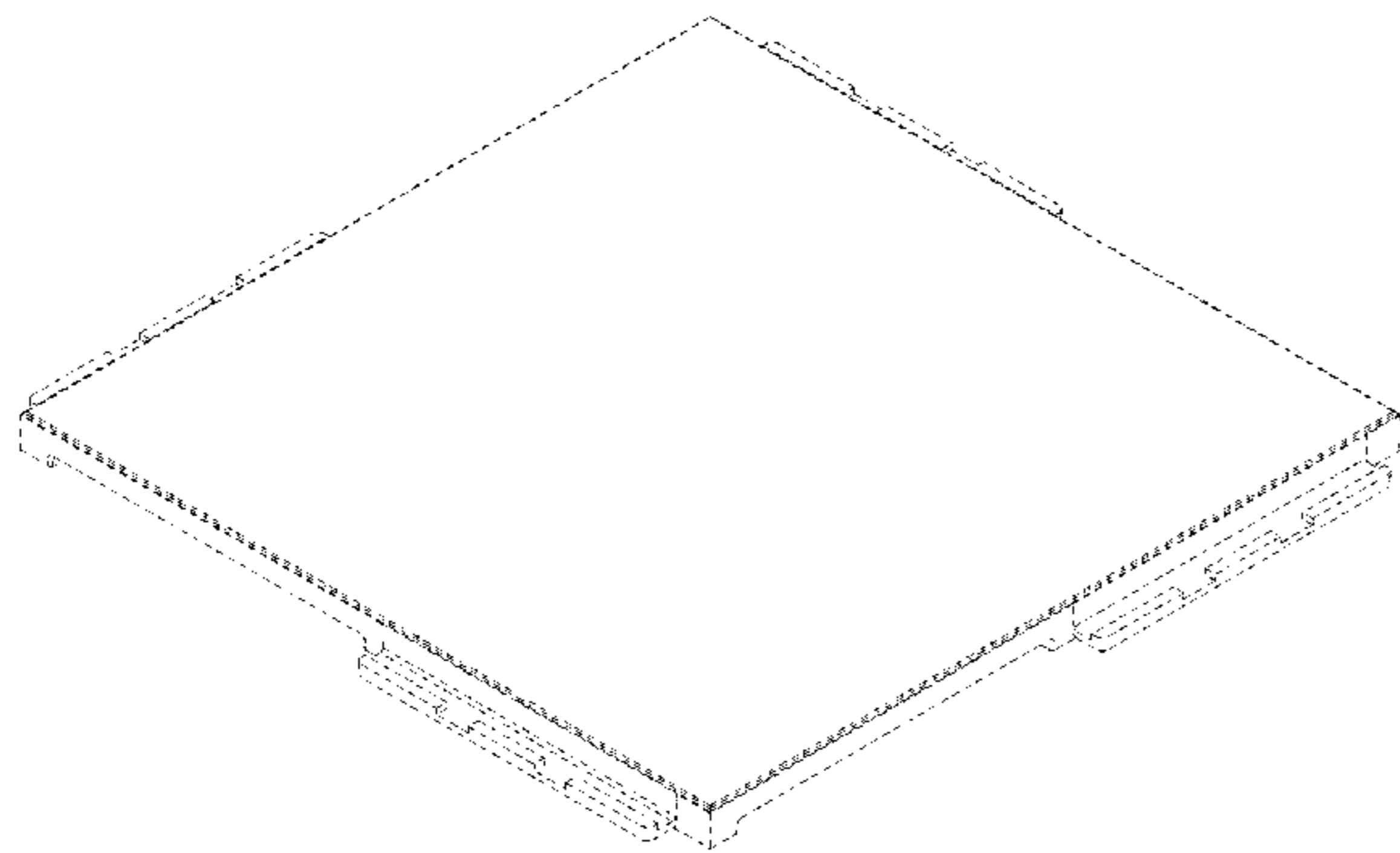
FIG. 4 is a bottom plan view of the tile;

FIG. 5 is a side elevational view of the tile, it being understood that the other side elevational views are identical; and,

FIG. 6 is a cross-sectional view of the tile taken along line 6-6 in FIG. 5.

The evenly broken lines represent portions of the tile that form no part of the claimed design. The dash-dot-dash broken lines in FIGS. 2 and 4 depict the boundary of the claimed design which forms no part thereof.

1 Claim, 5 Drawing Sheets



(56)

References Cited

U.S. PATENT DOCUMENTS

8,512,848 B2 * 8/2013 Reichwein B32B 3/10
428/156
D707,372 S * 6/2014 Prins D25/163
D721,191 S * 1/2015 Amend D25/157
D771,837 S * 11/2016 Astacio D25/117
D773,697 S * 12/2016 Amend D25/157
D792,987 S * 7/2017 Stiles D25/155
9,909,264 B1 * 3/2018 Stiles F21S 8/022
9,914,011 B2 * 3/2018 Downey A63B 21/4037
2018/0073253 A1 * 3/2018 Hainbach B32B 7/02
2018/0080235 A1 * 3/2018 Downey B32B 3/30
2018/0202150 A1 * 7/2018 Downey E04F 15/105

OTHER PUBLICATIONS

Rubber sportsfloor fitness flooring tiles—sofSURFACES (on-line),
no date available. Retrieved from Internet Jul. 12, 2018, URL:
<http://sofsurfaces.eu/fitness-floor> (12 pages).*

* cited by examiner

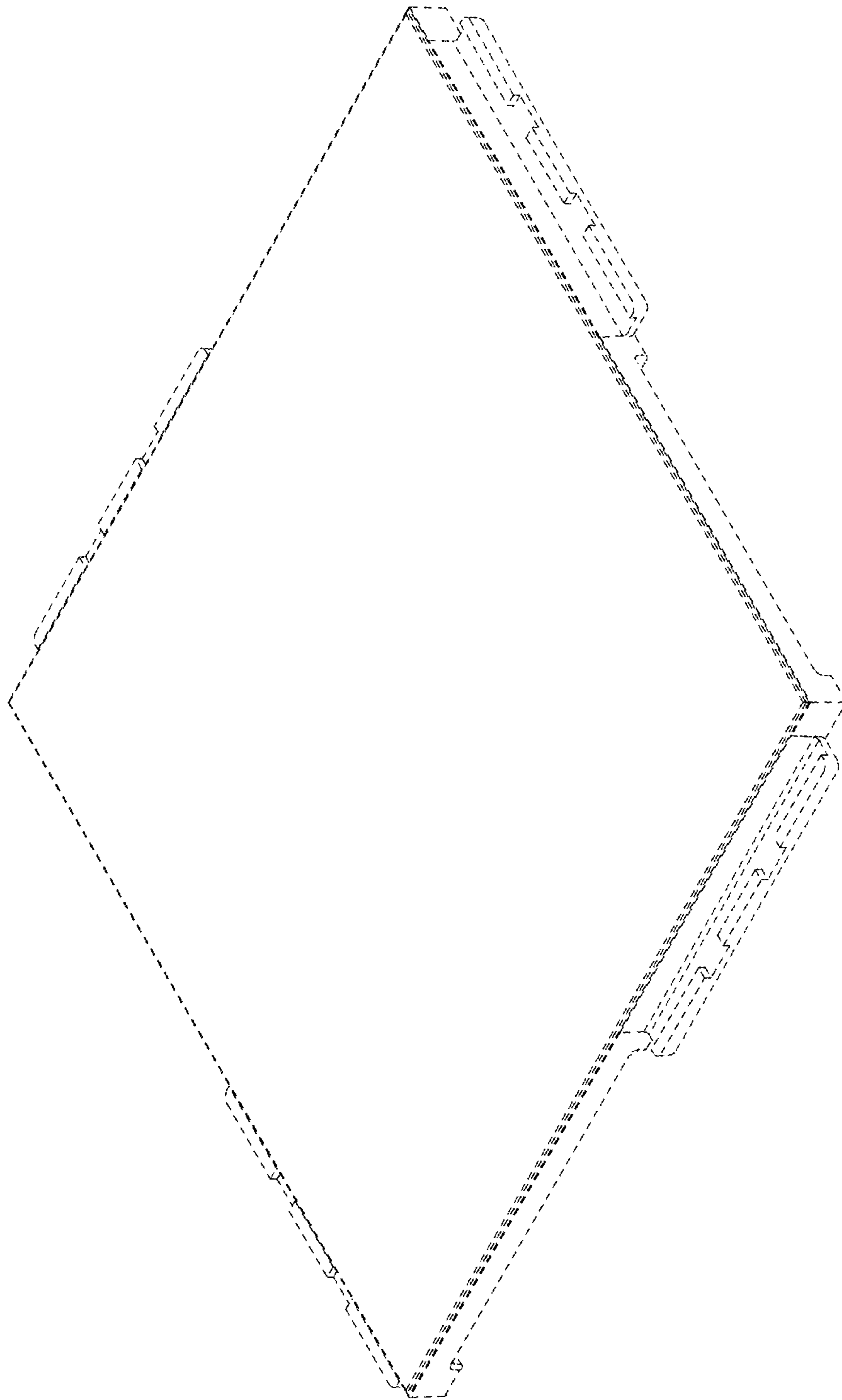


Figure 1

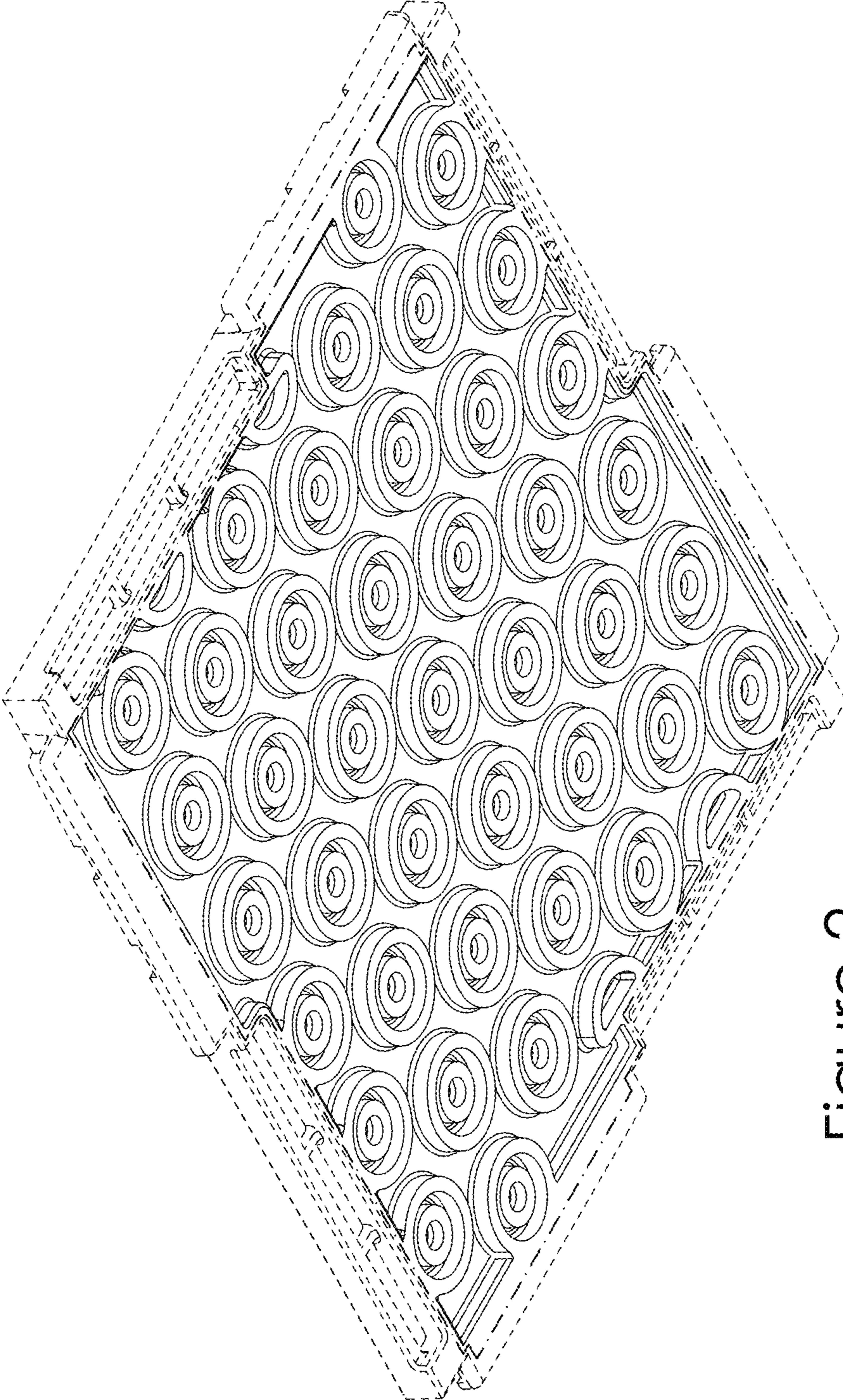


Figure 2




Figure 3

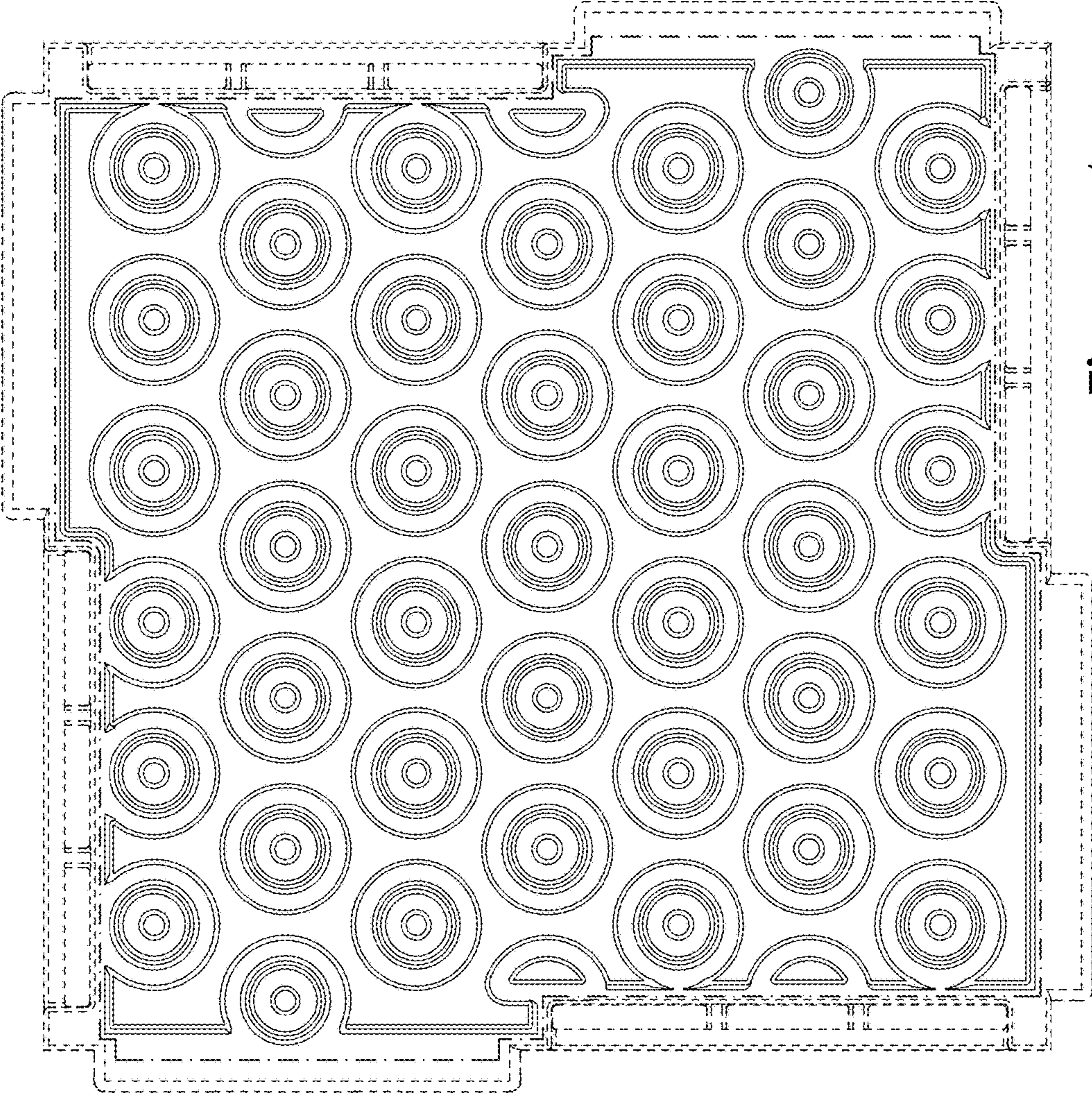


Figure 4

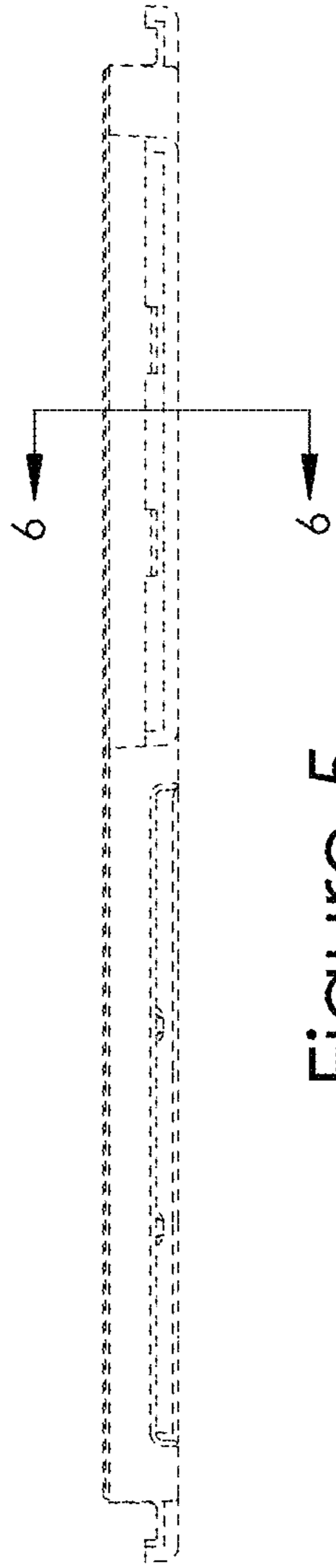


Figure 5



Figure 6