



US00D851731S

(12) **United States Design Patent**  
**Schaubach**

(10) **Patent No.:** **US D851,731 S**  
(45) **Date of Patent:** **\*\* Jun. 18, 2019**

(54) **LEVER**

(71) Applicant: **Spectrum Brands, Inc.**, Middleton, WI (US)

(72) Inventor: **Lauren Schaubach**, Costa Mesa, CA (US)

(73) Assignee: **Spectrum Brands, Inc.**, Middleton, WI (US)

(\*\*) Term: **15 Years**

(21) Appl. No.: **29/625,823**

(22) Filed: **Nov. 13, 2017**

(51) **LOC (11) Cl.** ..... **23-01**

(52) **U.S. Cl.**  
USPC ..... **D23/252**

(58) **Field of Classification Search**  
USPC ..... D23/250, 252, 254, 309, 313;  
D8/307-308  
CPC ..... Y10T 137/9464  
See application file for complete search history.

(56) **References Cited**

U.S. PATENT DOCUMENTS

D606,171 S \* 12/2009 Lammel ..... D23/254  
D782,618 S \* 3/2017 Hong ..... D23/252  
D790,668 S 6/2017 Schaubach et al.

OTHER PUBLICATIONS

Pfister, "Tub and Shower Handle"; Publication date unknown but prior to filing date of present application; Date Accessed: Oct. 2, 2017; URL: <https://www.pfisterfaucets.com/bath/product/tub-and-shower-handle-940-004j>.

\* cited by examiner

*Primary Examiner* — Robert A Delehanty

(74) *Attorney, Agent, or Firm* — Banner & Witcoff, Ltd.

(57) **CLAIM**


The ornamental design for a lever, as shown and described.

**DESCRIPTION**

FIG. 1 is a front perspective view of a lever showing my new design;  
FIG. 2 is a front view thereof;  
FIG. 3 is a rear view thereof;  
FIG. 4 is a left side view thereof;  
FIG. 5 is a right side view thereof;  
FIG. 6 is a top view thereof; and,  
FIG. 7 is a bottom view thereof.

The broken lines immediately adjacent to the rear edge of the photographic area define the rear boundary of the claimed design and form no part thereof.

**1 Claim, 7 Drawing Sheets**



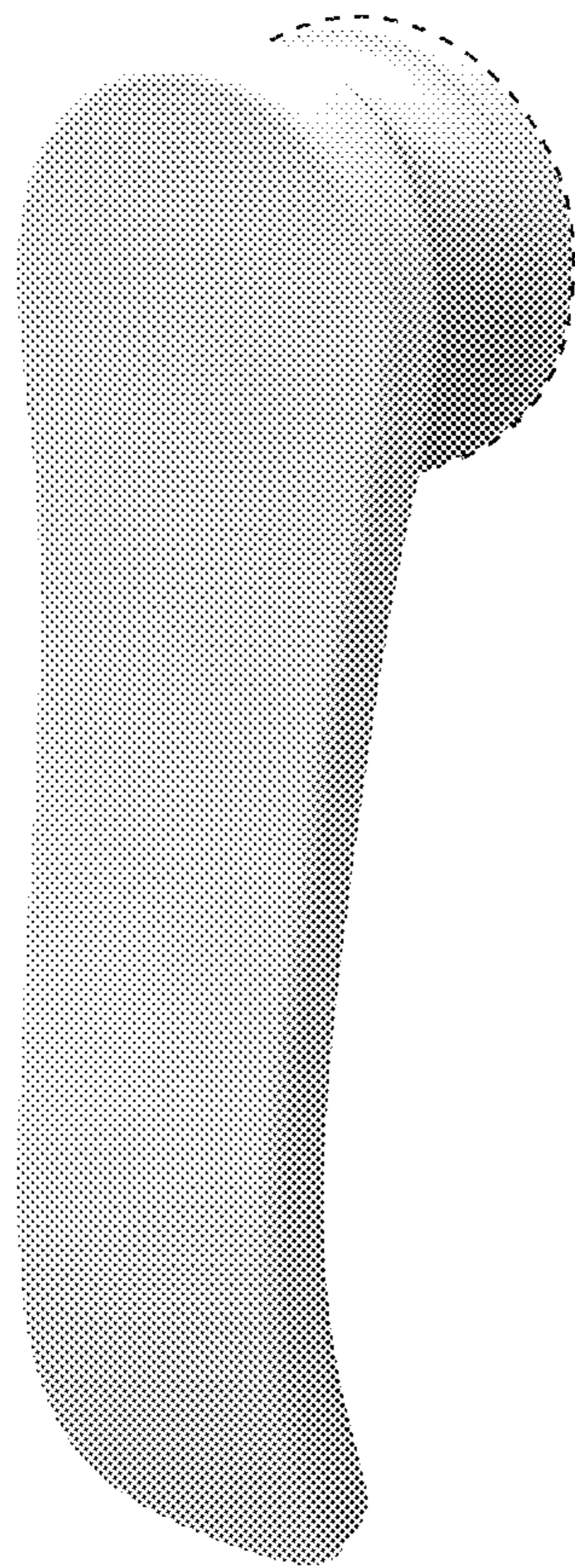


FIG. 1




FIG. 2




FIG. 3




FIG. 4




FIG. 5

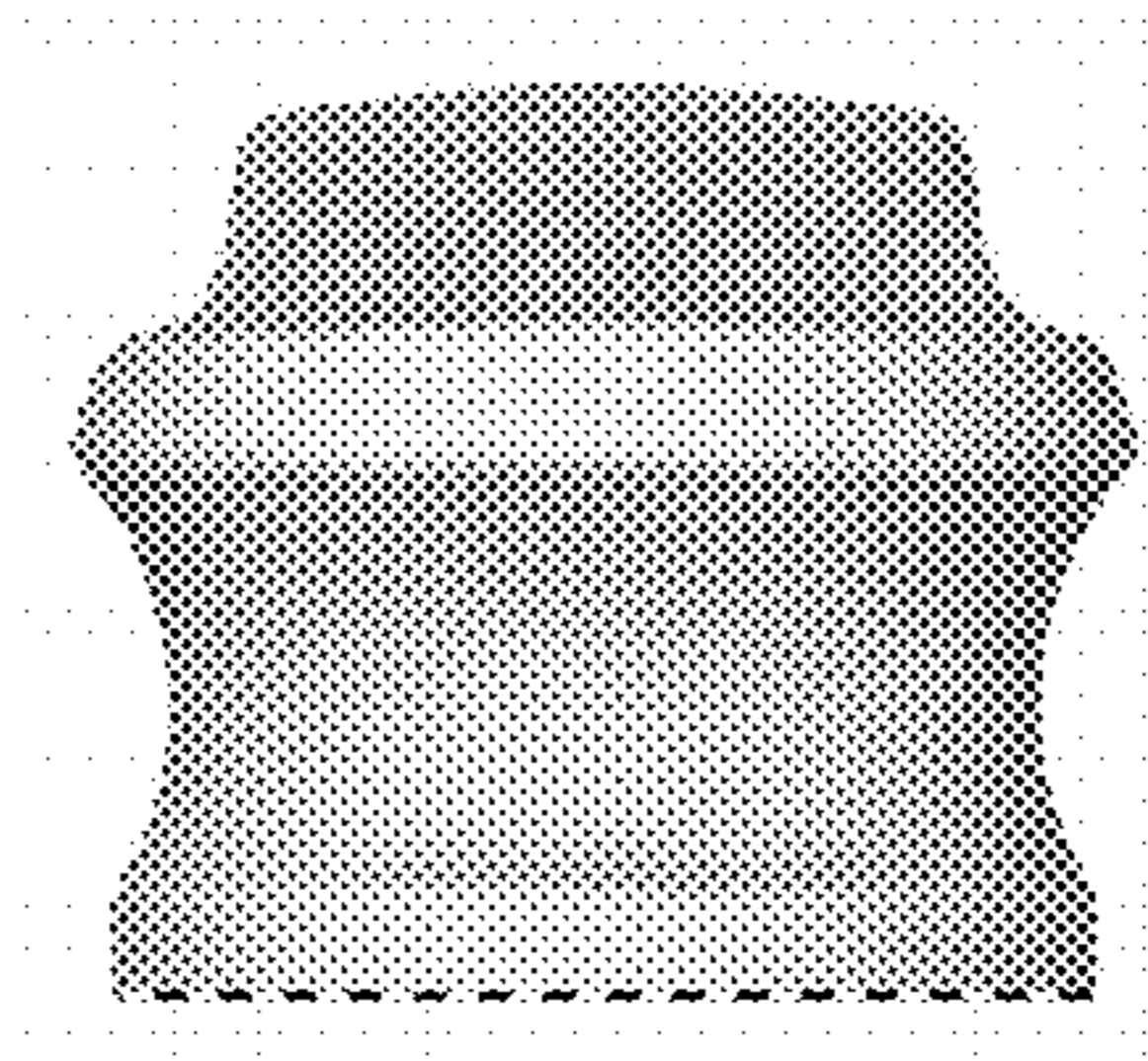


FIG. 6




FIG. 7