



US00D851717S

(12) **United States Design Patent** (10) **Patent No.:** **US D851,717 S**
Zawitz et al. (45) **Date of Patent:** **** Jun. 18, 2019**

(54) **BAT**

(71) Applicants: **Richard E. Zawitz**, South San Francisco, CA (US); **Geoffrey McKee**, South San Francisco, CA (US)

(72) Inventors: **Richard E. Zawitz**, South San Francisco, CA (US); **Geoffrey McKee**, South San Francisco, CA (US)

(73) Assignee: **Tangle, Inc.**, South San Francisco, CA (US)

(**) Term: **15 Years**

(21) Appl. No.: **29/641,966**

(22) Filed: **Mar. 26, 2018**

(51) **LOC (11) Cl.** **21-02**

(52) **U.S. Cl.**
USPC **D21/725**

(58) **Field of Classification Search**
USPC D21/722, 725, 733, 780
CPC A63B 59/00; A63B 59/50–59/58; A63B 59/80; A63B 60/00; A63B 60/46; A63B 2102/00; A63B 2102/10; A63B 2102/12; A63B 2102/26; A63B 2102/28; A63B 2102/30; A63B 2102/38

See application file for complete search history.

(56) **References Cited**

U.S. PATENT DOCUMENTS

D119,261 S *	3/1940	Gurrieri	D21/725
5,150,897 A *	9/1992	Wortman	A63B 59/58 473/567
D347,671 S *	6/1994	Weiss	D21/725
D399,545 S *	10/1998	Albarelli, Jr.	D21/725

* cited by examiner

Primary Examiner — Mitchell I. Siegel

(74) *Attorney, Agent, or Firm* — Steven A. Nielsen;
www.NielsonPatents.com

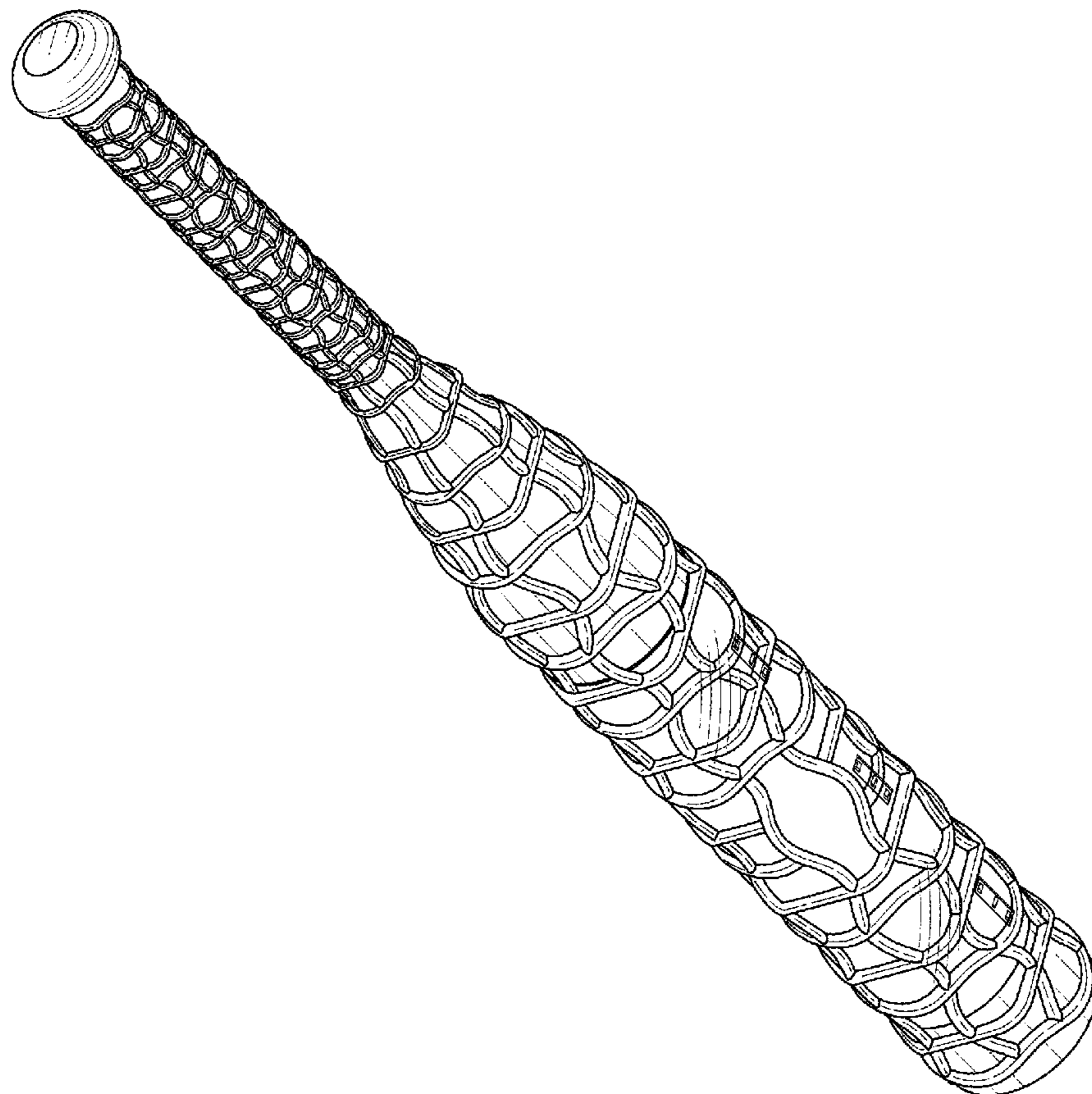
(57) **CLAIM**

The ornamental design for a bat, as shown and described.

DESCRIPTION

FIG. 1 is a perspective view of a bat showing a new design; FIG. 2 is a barrel end view thereof; FIG. 3 is a butt end view thereof; FIG. 4 is a top plan view thereof; FIG. 5 is a bottom plan view thereof; FIG. 6 is a right side elevational view thereof; and, FIG. 7 is a left side view thereof.

1 Claim, 3 Drawing Sheets



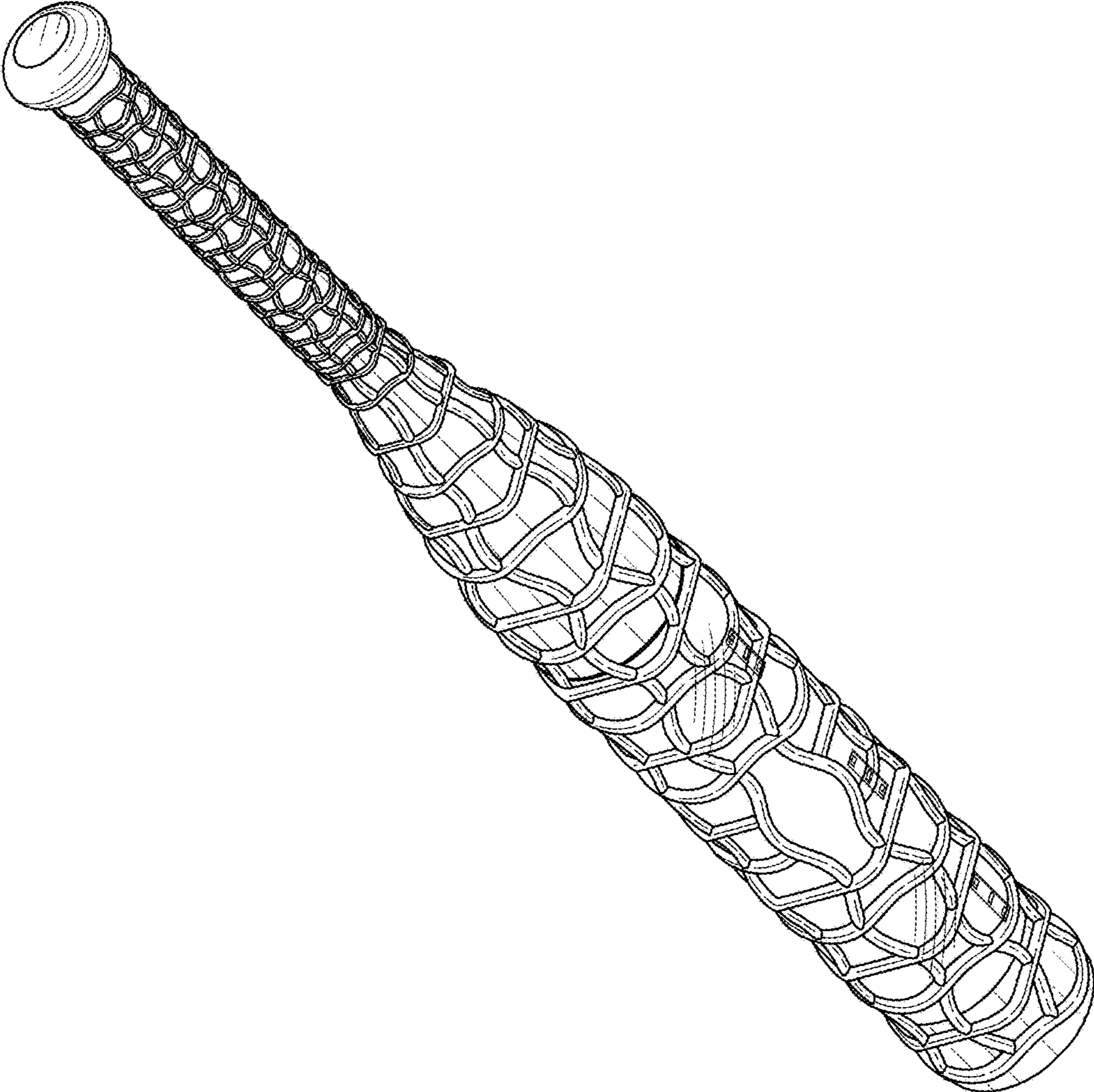


FIG. 1

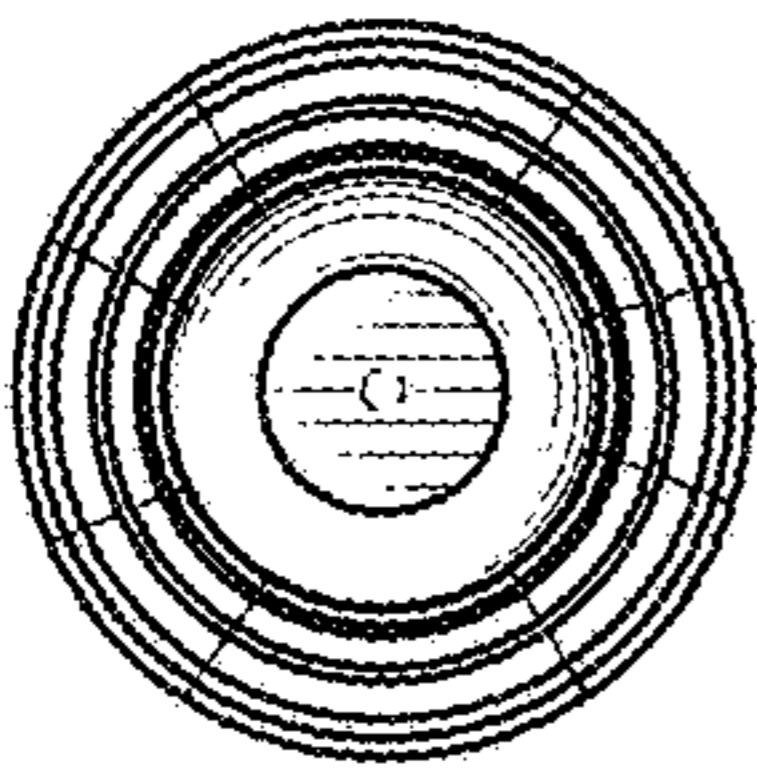


FIG. 2

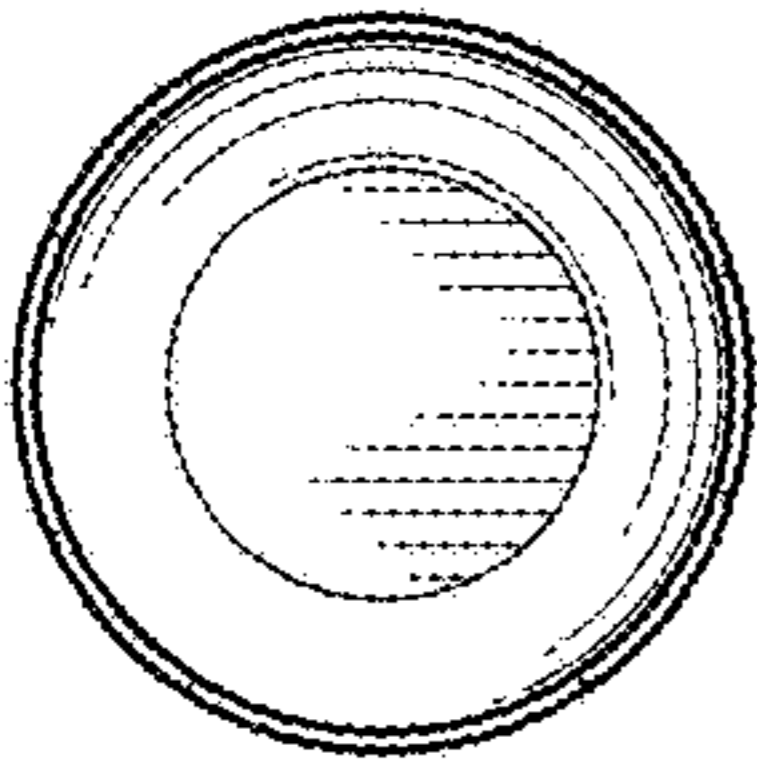


FIG. 3

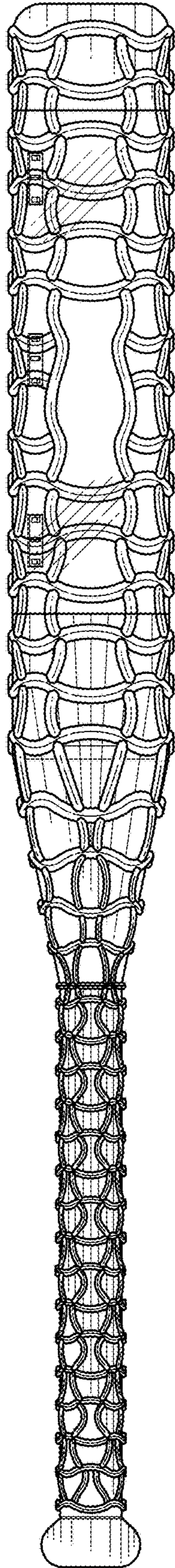


FIG. 4

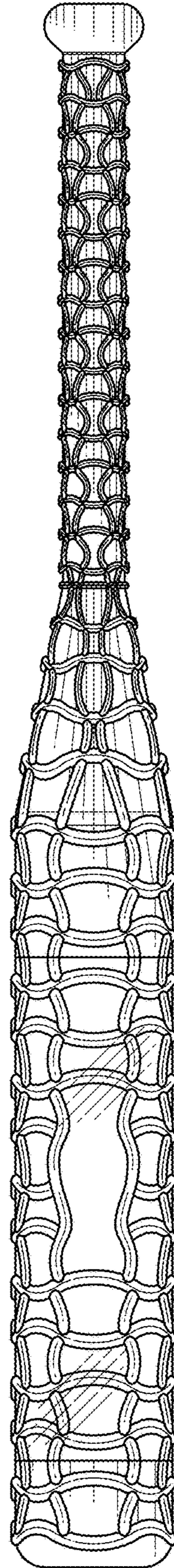


FIG. 5

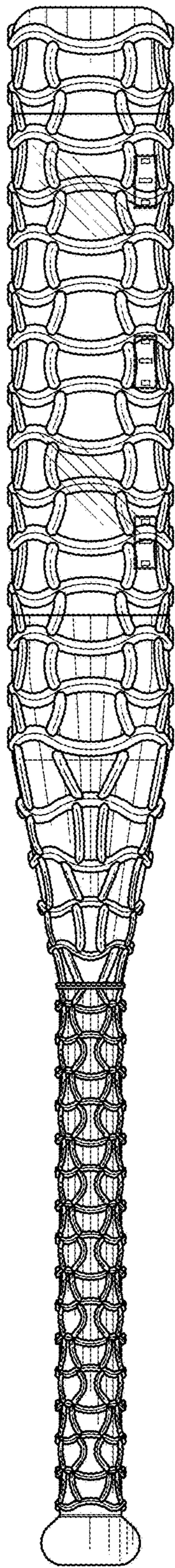


FIG. 6

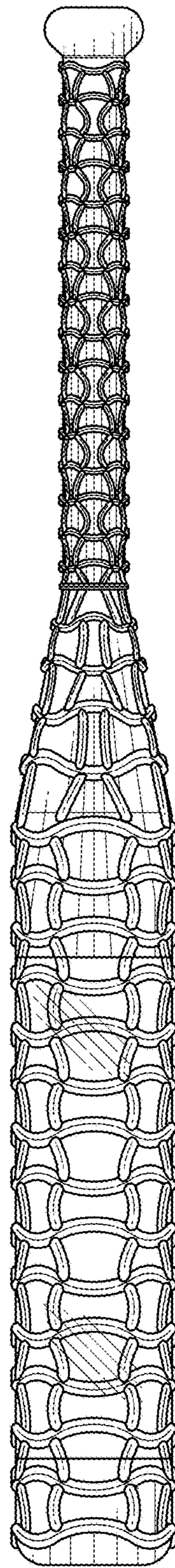


FIG. 7