



US00D851714S

(12) **United States Design Patent** (10) **Patent No.:** **US D851,714 S**
Moylan (45) **Date of Patent:** **** Jun. 18, 2019**

(54) **GOLF BALL**
(71) Applicant: **Callaway Golf Company**, Carlsbad, CA (US)
(72) Inventor: **Maeve Moylan**, Wilbraham, MA (US)
(73) Assignee: **Callaway Golf Company**, Carlsbad, CA (US)

D780,863 S * 3/2017 Schweigert D21/709
D798,973 S * 10/2017 Hughes D21/709
D808,477 S * 1/2018 Finley D21/708
D811,498 S * 2/2018 Finley D21/708
D811,499 S * 2/2018 Simonds D21/708
D813,326 S * 3/2018 Finley D21/708
D814,578 S * 4/2018 Finley D21/709
D815,219 S * 4/2018 Simonds D21/708
D823,956 S * 7/2018 Shin D21/708
D831,136 S * 10/2018 Finley D21/708

(**) Term: **15 Years**

OTHER PUBLICATIONS

(21) Appl. No.: **29/616,405**
(22) Filed: **Sep. 6, 2017**
(51) **LOC (11) Cl.** **21-02**
(52) **U.S. Cl.**
USPC **D21/708**
(58) **Field of Classification Search**
USPC D21/607-614, 707-712, 714, 717, 718,
D21/722, 780, 787-789, 791, 799.1, 804,
D21/300-303, 305, 318; D30/130; D5/5,
D5/20, 29, 61, 63, 64, 99; D11/81, 99,
D11/125, 130, 172; 473/280, 281,
473/351-384, 569-614
CPC A63B 69/3655; A63B 37/0009; A63B
37/0003; A63B 69/3688; A63B 57/00
See application file for complete search history.

“Fleur De Lis Golf Ball”, posted Jul. 20, 2011 [online], [retrieved Jan. 15, 2019]. Retrieved from internet, https://www.cafepress.com/+fleur_de_lis_black_n_gold_golf_balls,1066490438.
“Fleur-de-lis Golf Balls”, posted Jun. 26, 2017 [online], [retrieved Jan. 15, 2019]. Retrieved from internet, https://www.zazzle.com/fleur_de_lis_golf_balls-256081286469906933.

* cited by examiner

Primary Examiner — Barbara Fox
Assistant Examiner — Mehri F Bajoul
(74) *Attorney, Agent, or Firm* — Michael A. Catania;
Sonia Lari; Rebecca Hanovice

(57) **CLAIM**

The ornamental design for a golf ball, as shown and described.

(56) **References Cited**

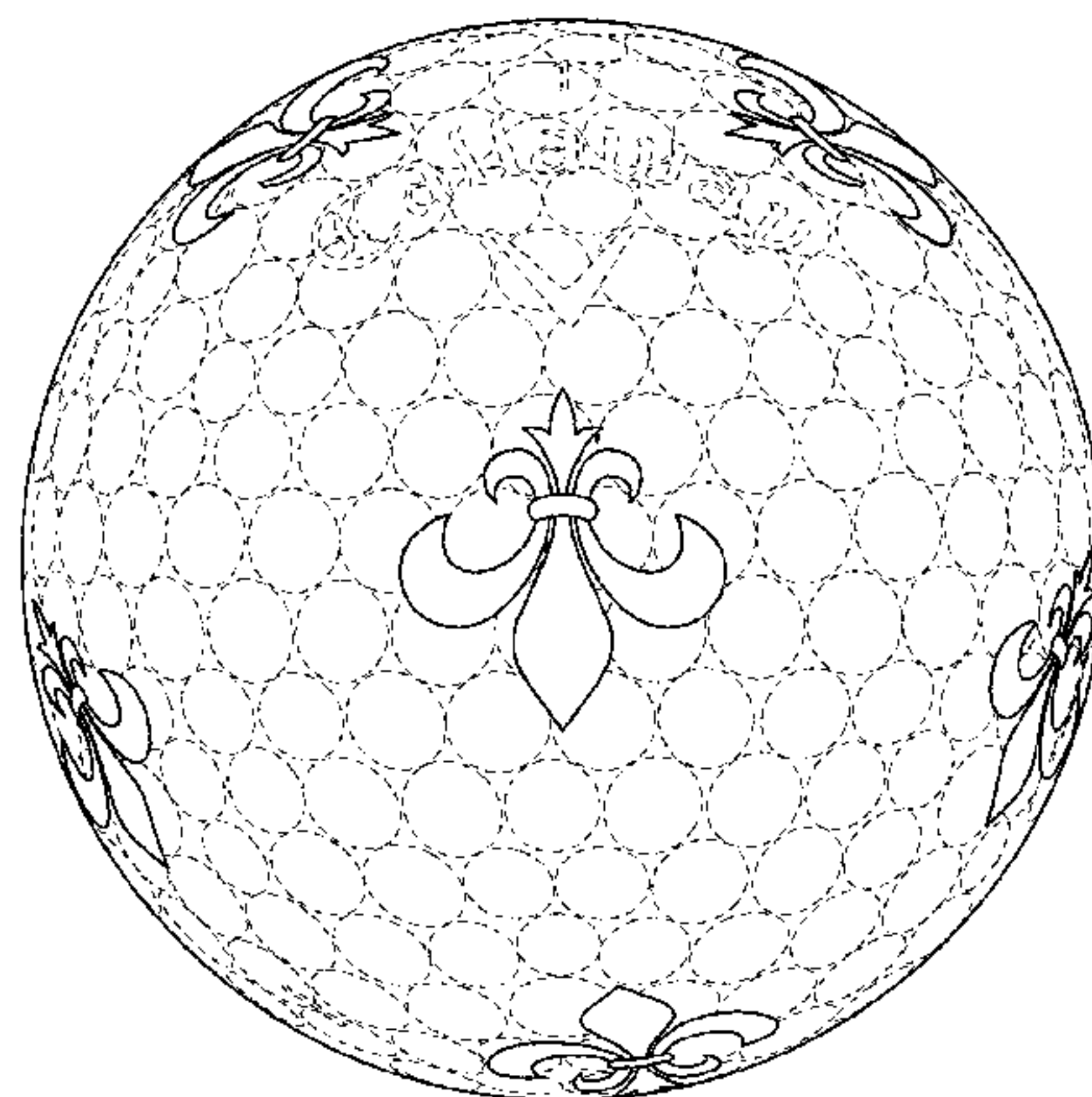
DESCRIPTION

U.S. PATENT DOCUMENTS

1,656,408 A 1/1928 Young
5,013,046 A 5/1991 Coch
5,427,378 A 6/1995 Murphy
5,662,530 A 9/1997 Sellar
D410,511 S 6/1999 Stahl et al.
D410,979 S 6/1999 Stahl et al.
D412,954 S 8/1999 Stahl et al.
D415,541 S 10/1999 Stahl et al.
D419,626 S * 1/2000 Stahl D21/709
D424,143 S 5/2000 Stahl et al.
D645,921 S * 9/2011 Sato D21/708

FIG. 1 is a top plan view of a golf ball showing the new design;
FIG. 2 is bottom plan view of FIG. 1;
FIG. 3 is a front elevation view of FIG. 1;
FIG. 4 is a rear elevation view of FIG. 1;
FIG. 5 is a side elevation view of FIG. 1; and,
FIG. 6 is an opposing side elevation view thereof.
The broken lines shown in the drawings depict portions of the golf ball that form no part of the claimed design.

1 Claim, 3 Drawing Sheets



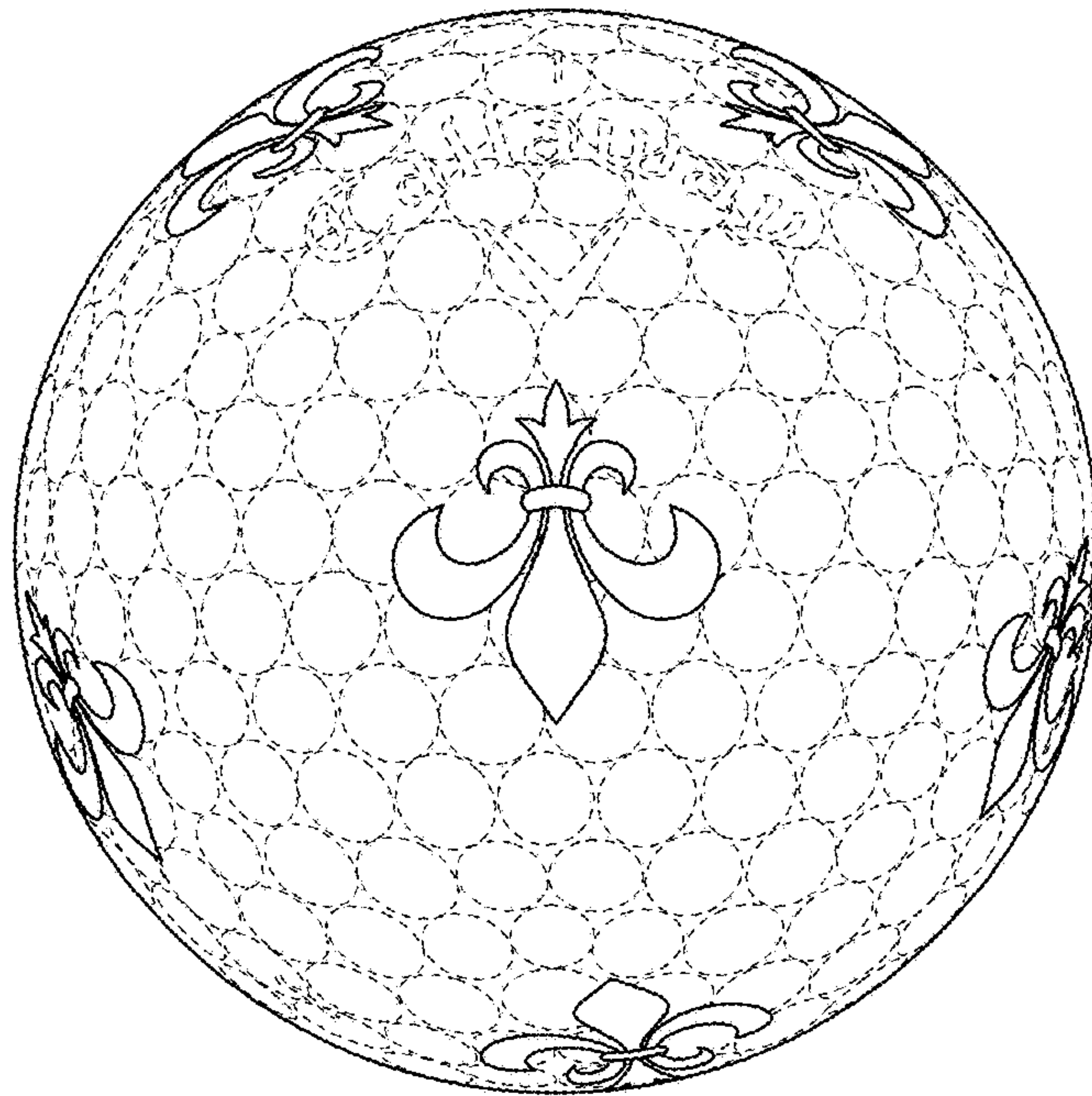


FIG. 1




FIG. 2

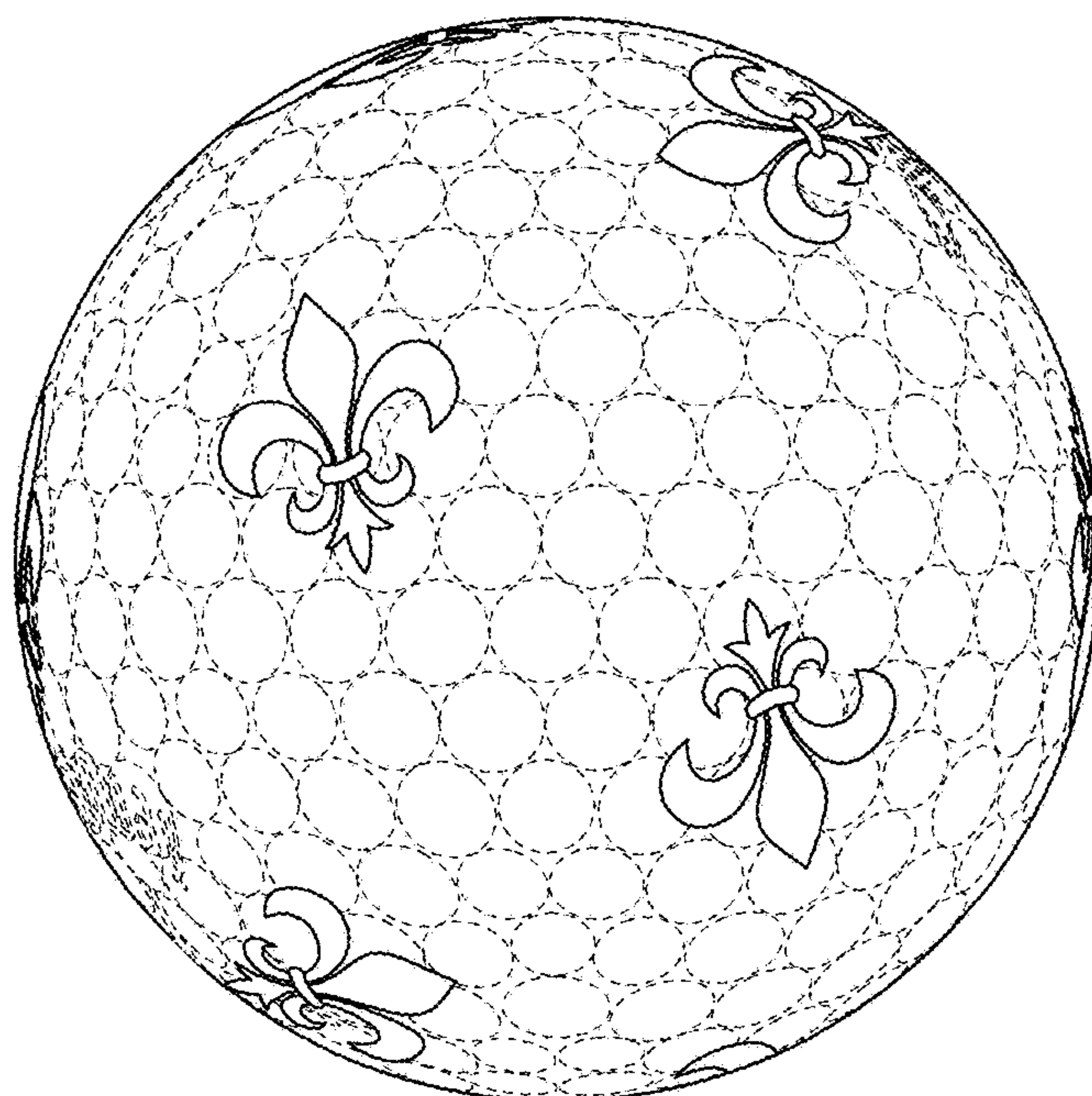


FIG. 3




FIG. 4




FIG. 5




FIG. 6