



US00D851707S

(12) **United States Design Patent**
Ren

(10) **Patent No.:** **US D851,707 S**
(45) **Date of Patent:** **** Jun. 18, 2019**

(54) **FIDGET SPINNER**

(71) Applicant: **Weiwei Ren**, Guangdong (CN)

(72) Inventor: **Weiwei Ren**, Guangdong (CN)

(**) Term: **15 Years**

(21) Appl. No.: **29/606,679**

(22) Filed: **Jun. 7, 2017**

(51) **LOC (11) Cl.** **21-01**

(52) **U.S. Cl.**
USPC **D21/455**

(58) **Field of Classification Search**
USPC D21/300, 334, 336, 337, 341, 342, 345,
D21/346, 347, 350-361, 369, 371, 374,
D21/375, 385, 392-395, 405, 406, 436,
D21/437, 441, 443, 444, 451, 398, 455,
D21/460, 461, 468, 475, 476, 478-480,
D21/483-485, 489, 490, 491, 492, 493,
D21/500-505, 561, 811-813; D30/160;
446/36-48, 214, 215, 217, 218, 233-236,
446/487, 489, 491; 119/707-711
CPC A63H 1/00-1/32; A63H 33/18; A63H
33/185; A63H 33/32; A63H 33/00; A63H
33/002; A63H 33/007; A63H 33/02;
A63H 33/042; A63B 43/002; A01K
15/025; A63F 2011/0016; A63F
2011/0018; A63F 9/0811; A63F 9/0819;
A63F 9/16; A63F 2009/165; A63F
2009/002; A63F 2009/0021; A63F
2009/0027; A63F 2009/0029; A63F
2009/003; A63F 2009/0047; A63F
2009/0049

See application file for complete search history.

(56) **References Cited**

U.S. PATENT DOCUMENTS

D146,273 S * 1/1947 Weinberger D21/463
D158,908 S * 6/1950 Sullivan 446/243

2,633,664 A * 4/1953 Neilson A63H 1/18
446/257
3,417,996 A * 12/1968 Janiszewski A63F 9/0819
273/157 R
D236,845 S * 9/1975 Benaim D1/115
D264,104 S * 4/1982 Gompes D21/406
4,589,663 A * 5/1986 Doroslovac A63F 9/0819
273/155
5,067,923 A * 11/1991 de Bourbon A63H 33/18
434/258
D344,689 S * 3/1994 de Hilster D11/131
D349,736 S * 8/1994 Hatting D21/561
5,788,557 A * 8/1998 Pierre-Louis A63H 33/02
446/450
6,120,342 A * 9/2000 Chan A63H 1/32
446/247
D491,234 S * 6/2004 Rom D21/478
7,100,333 B2 * 9/2006 Hoberman E04B 1/3211
135/29

(Continued)

FOREIGN PATENT DOCUMENTS

CN 302830532 * 5/2014
CN 302994238 * 11/2014

(Continued)

Primary Examiner — Catherine A Tuttle

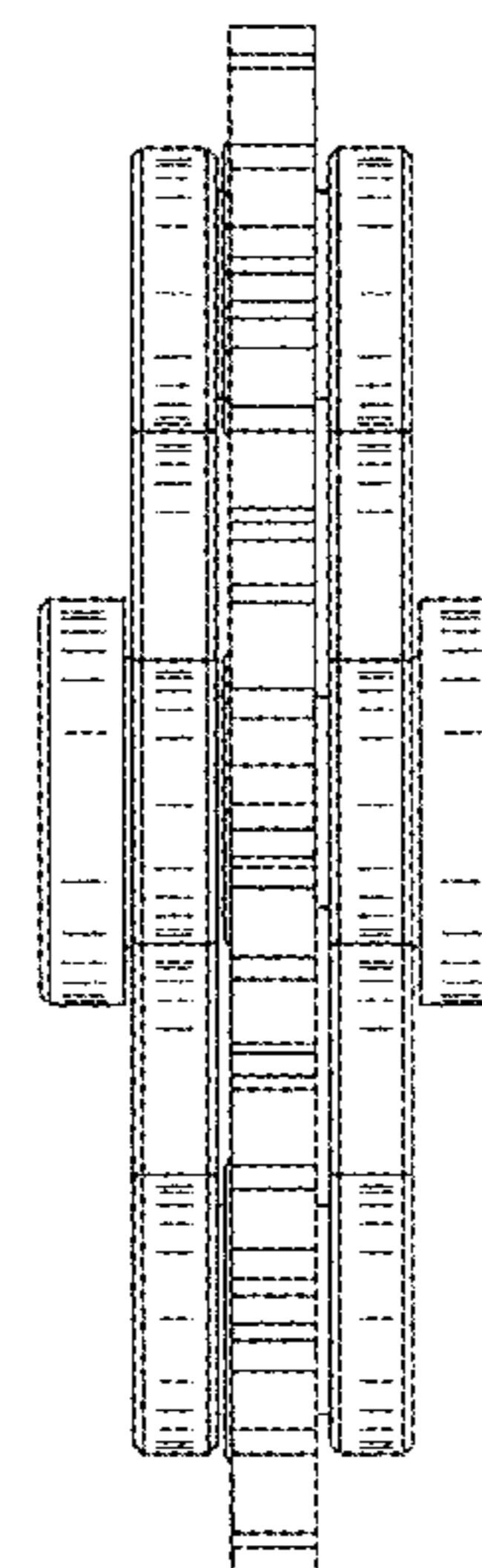

(57) **CLAIM**

The ornamental design for a fidget spinner, as shown and described.

DESCRIPTION

FIG. 1 is a front elevational view thereof;
FIG. 2 is a rear elevational view thereof;
FIG. 3 is a left side elevational view thereof;
FIG. 4 is a right side elevational view thereof;
FIG. 5 is a top plan view thereof; and,
FIG. 6 is a bottom plan view thereof.
The broken lines in the figures illustrate the portions of the design that form no part of the claimed design.

1 Claim, 6 Drawing Sheets



(56)

References Cited

U.S. PATENT DOCUMENTS

7,540,215	B2 *	6/2009	Hoberman	E04B 1/3441
					428/12
D639,199	S *	6/2011	Liberman	D11/26
D683,798	S *	6/2013	Goldman	D21/398
D791,244	S *	7/2017	Sabin	D21/323
D801,440	S *	10/2017	Pavelsky	D21/455
D802,037	S *	11/2017	Cordingley	D15/148
9,895,620	B1 *	2/2018	Walterscheid	A63H 1/24
9,914,063	B1 *	3/2018	McCoskery	A63H 29/08
2002/0182972	A1 *	12/2002	McClung	A63B 67/00
					446/46
2003/0119416	A1 *	6/2003	Esterle	A63H 31/00
					446/71
2005/0014440	A1 *	1/2005	Kunitz	A63H 33/042
					446/85
2017/0326468	A1 *	11/2017	Kinmont, Jr.	A63H 33/26

FOREIGN PATENT DOCUMENTS

CN	303543241	*	1/2016		
DE	19859858	A1 *	6/2000	A63H 1/18
DE	202017103662	U1 *	9/2017	A63H 1/00
EM	004005619-0005	*	5/2017		
EM	004016657-0005	*	5/2017		
EM	004059178-0001	*	6/2017		
EM	004033793-0029	*	8/2017		
FR	2538261	A1 *	6/1984	A63F 9/0819
WO	WO-9826844	A1 *	6/1998	A63H 33/18
WO	WO-0117636	A1 *	3/2001	A63H 33/042

* cited by examiner




FIG. 1




FIG. 2

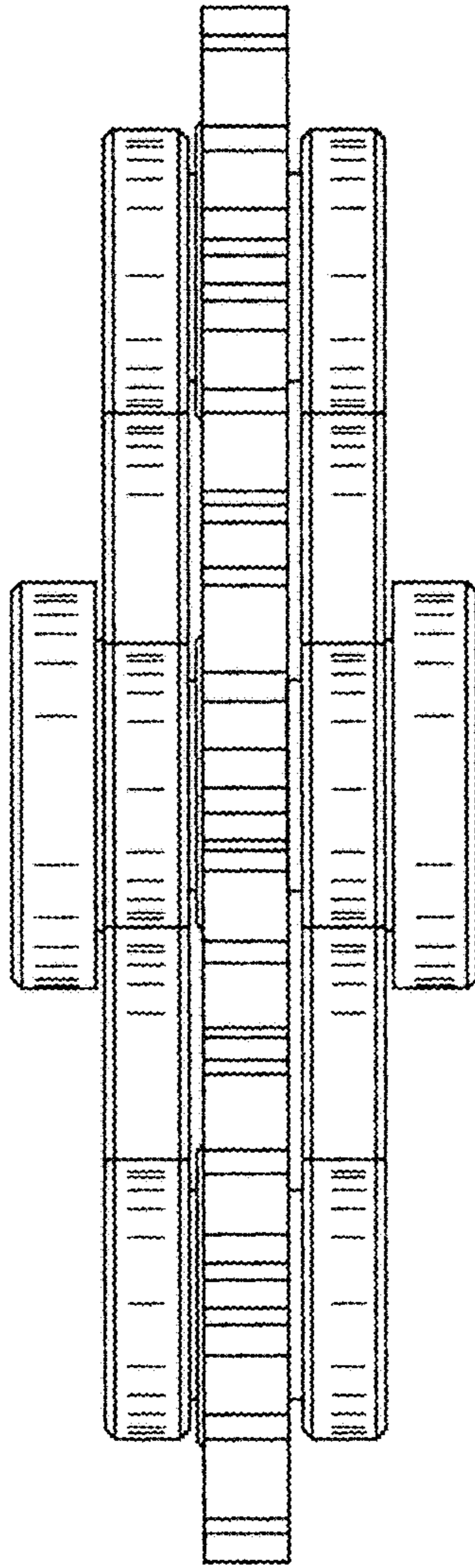


FIG. 3

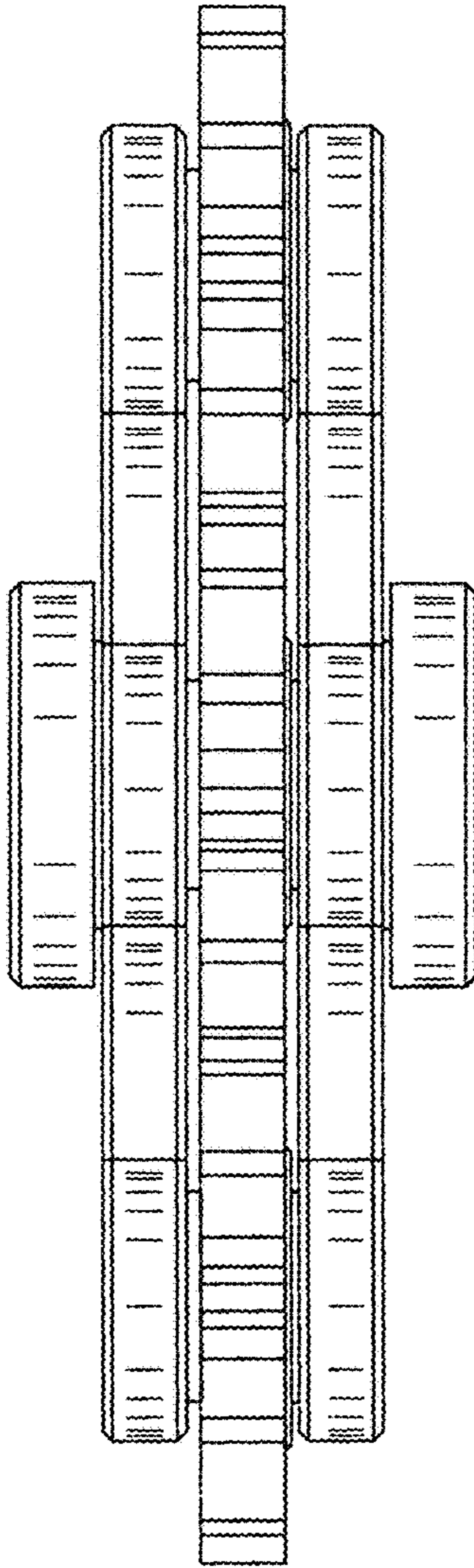


FIG. 4

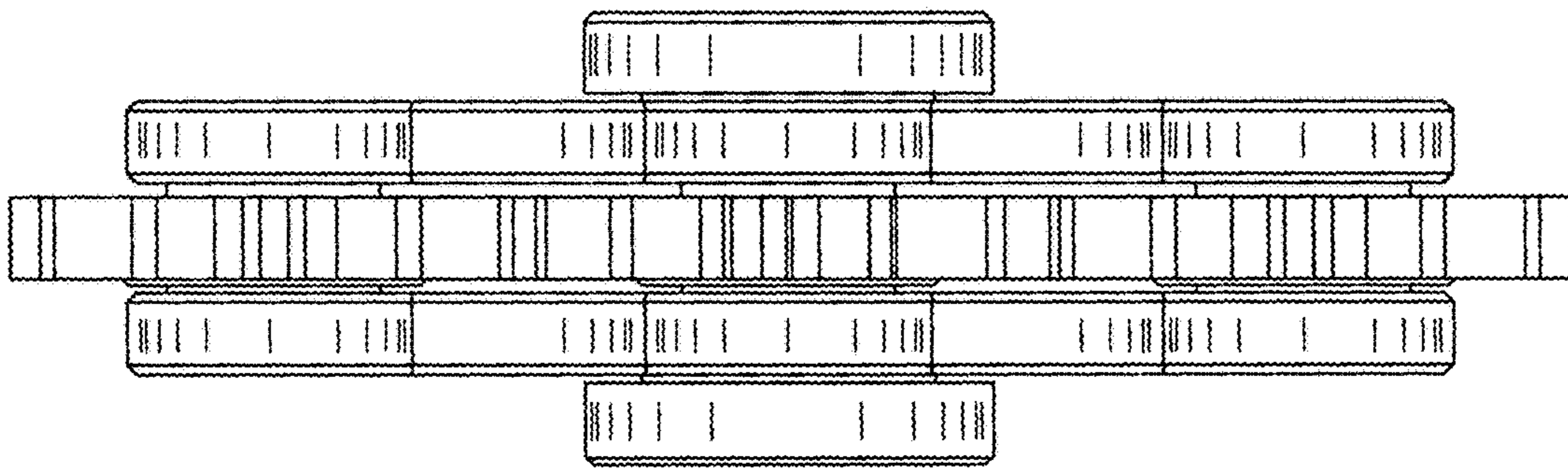


FIG. 5

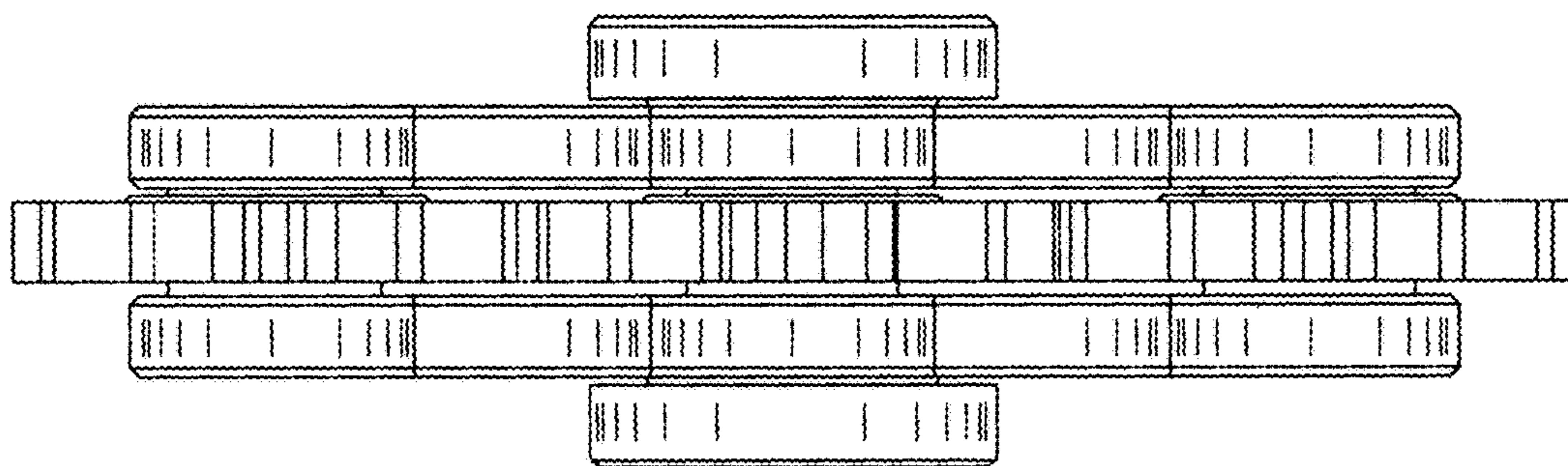


FIG. 6