



US00D851702S

(12) **United States Design Patent**
Goldstein et al.

(10) **Patent No.:** **US D851,702 S**

(45) **Date of Patent:** **** Jun. 18, 2019**

(54) **DESK PAD**

(71) Applicants: **Michael Scott Goldstein**, Cincinnati, OH (US); **Daniel Robert Webber**, Cincinnati, OH (US)

(72) Inventors: **Michael Scott Goldstein**, Cincinnati, OH (US); **Daniel Robert Webber**, Cincinnati, OH (US)

(73) Assignee: **BUCKTAP LLC**, Amelia, OH (US)

(**) Term: **15 Years**

(21) Appl. No.: **29/614,259**

(22) Filed: **Aug. 17, 2017**

(51) **LOC (11) Cl.** **19-02**

(52) **U.S. Cl.**
USPC **D19/95**

(58) **Field of Classification Search**
USPC D19/1-2, 113, 95-100
CPC . B42D 5/00; B42D 5/06; B42D 5/065; B42D 5/003; B42D 5/043; B42D 5/005; B42D 5/006; B42D 5/007; B42D 5/008; B43M 99/001; B43M 99/00
See application file for complete search history.

(56) **References Cited**

U.S. PATENT DOCUMENTS

- 1,449,145 A * 3/1923 Clarkson B42D 5/002 281/38
- 2,128,793 A * 8/1938 Bondy Bey B41L 47/06 40/649
- 3,744,435 A * 7/1973 Tracy B29C 51/10 108/26
- D251,477 S * 4/1979 Hedstrom D19/75
- D278,159 S * 3/1985 Bellanca 281/38

- D328,105 S * 7/1992 Breen D19/65
- D376,623 S * 12/1996 Garfinkle D20/43
- D391,297 S * 2/1998 Thompson, Jr. D19/32
- 5,876,067 A * 3/1999 Kaplan B42D 5/003 281/15.1
- D453,338 S * 2/2002 Pentz D14/436
- D497,953 S * 11/2004 Adams D19/21
- 7,048,126 B2 * 5/2006 Adams B42D 5/005 206/214
- D629,530 S * 12/2010 Coyne, III D19/1
- D746,371 S * 12/2015 Stevens D19/1
- D764,579 S * 8/2016 Solomon D19/1
- D786,351 S * 5/2017 Nakai D19/1
- 2008/0110840 A1 * 5/2008 Berman B42D 5/006 211/11

FOREIGN PATENT DOCUMENTS

WO 9011183 A1 10/1990

* cited by examiner

Primary Examiner — Elizabeth A. Albert

(74) *Attorney, Agent, or Firm* — Daniel F. Nesbit; Hasse & Nesbitt LLC

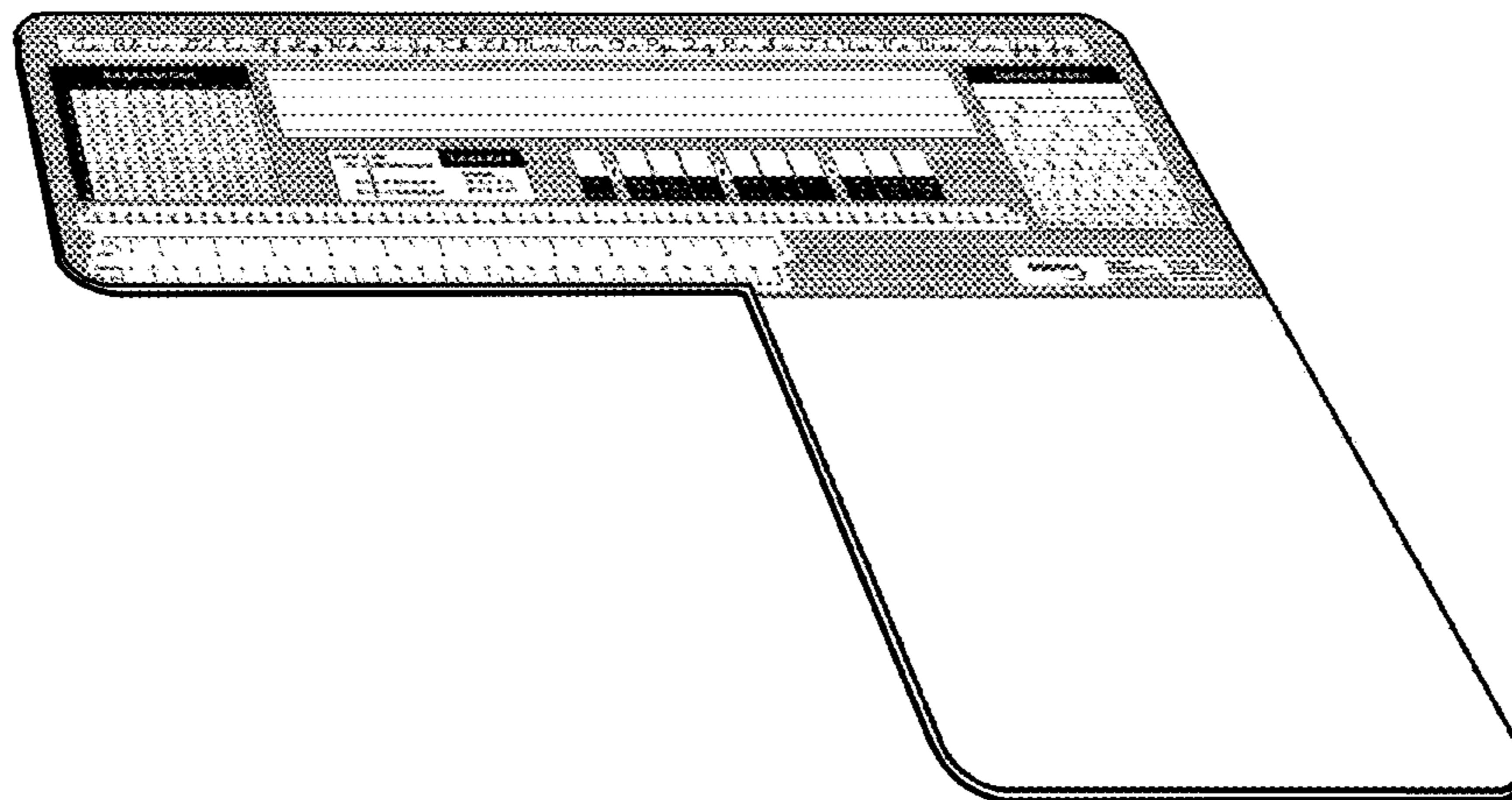
(57) **CLAIM**

The ornamental design for a desk pad, as shown and described.

DESCRIPTION

FIG. 1 is a perspective view of a desk pad showing our new design;
FIG. 2 is a front view thereof;
FIG. 3 is a back view thereof;
FIG. 4 is a top view thereof;
FIG. 5 is a bottom view thereof;
FIG. 6 is a left side view thereof; and,
FIG. 7 is a right side view thereof.

1 Claim, 5 Drawing Sheets



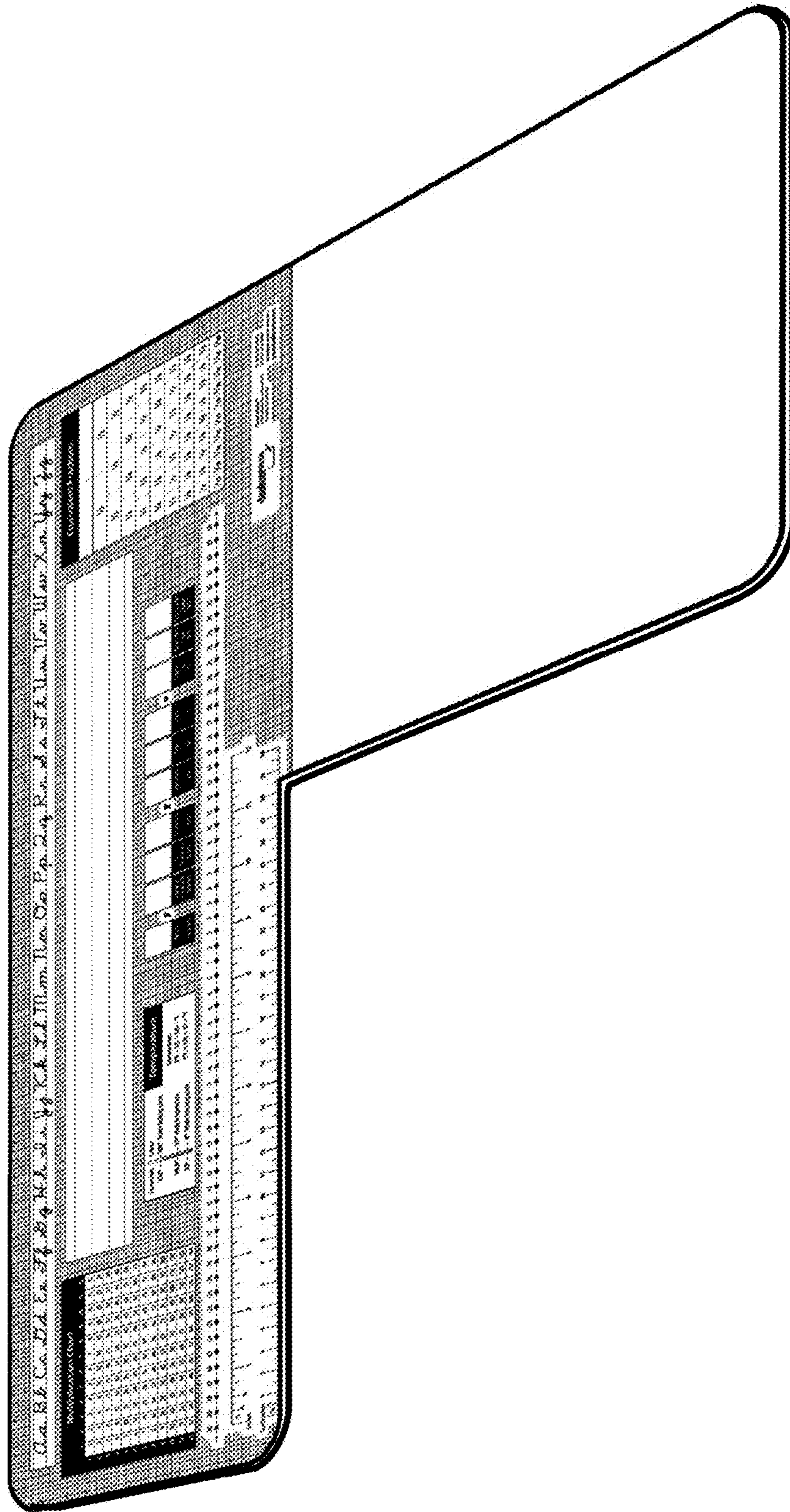


FIG. 1

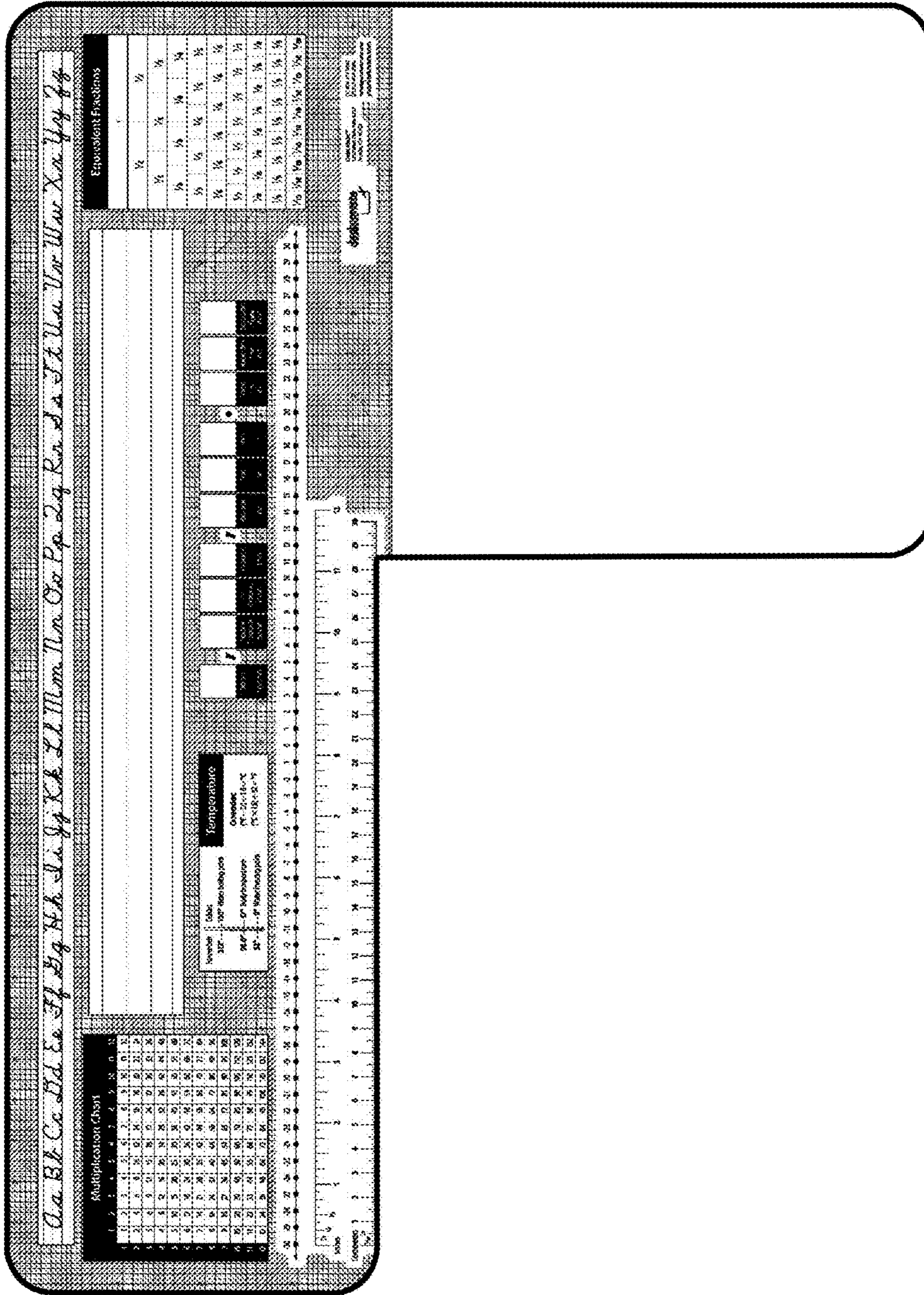


FIG. 2




FIG. 3



FIG. 4



FIG. 5



FIG. 7



FIG. 6