



US00D851699S

(12) **United States Design Patent**
Gassner et al.

(10) **Patent No.:** **US D851,699 S**
(45) **Date of Patent:** **** Jun. 18, 2019**

(54) **BOOKMARK**

(71) Applicant: **Ototo Design Ltd.**, Tel Aviv (IL)

(72) Inventors: **Daniel Gassner**, Tel Aviv (IL); **Ori Saidi**, Tel Aviv (IL)

(73) Assignee: **OTOTO DESIGN LTD.**, Tel Aviv (IL)

(**) Term: **15 Years**

(21) Appl. No.: **29/609,835**

(22) Filed: **Jul. 6, 2017**

(51) **LOC (11) Cl.** **06-06**

(52) **U.S. Cl.**
USPC **D19/34.4**

(58) **Field of Classification Search**
USPC D19/26–31, 32–34, 34.1–34.5, 124
CPC B42D 3/004; B42D 3/006; B42D 9/00;
B42D 9/001; B42D 9/002; B42D 9/004;
B42D 9/005; B42D 9/007; B42D 9/008;
B42D 9/02; B42D 9/65; E05B 19/0082
See application file for complete search history.

(56) **References Cited**

U.S. PATENT DOCUMENTS

D89,073 S *	1/1933	Royle	428/16
D204,183 S *	3/1966	Corlin	D21/598
D210,388 S *	3/1968	Gillibrand	D21/598
3,670,691 A *	6/1972	Anderson	B42D 9/004 116/237
D230,758 S *	3/1974	Grieder	D21/585
4,934,304 A *	6/1990	Rosen	B42D 9/005 116/234
D362,023 S *	9/1995	Sepe	D19/75
D363,958 S *	11/1995	Kelly	D21/598

D402,410 S *	12/1998	Farrell	D21/598
D470,370 S *	2/2003	Arnold	D8/34
D554,450 S *	11/2007	Raia	D21/606
D634,775 S *	3/2011	Cornell	D16/342
D734,393 S *	7/2015	Quehl	D19/34

FOREIGN PATENT DOCUMENTS

JP D1536231 * 10/2015

OTHER PUBLICATIONS

Odditymall. <URL: <http://odditymall.com/nessie-tail-bookmark>.> Jul. 27, 2017. Loch Ness Monster Bookmark.*
YouTube. <URL: <https://www.youtube.com/watch?v=AxFsq5FpiDg>.> Jun. 7, 2016. Nessie Ladle by Ototo.*

* cited by examiner

Primary Examiner — Susan Bennett Hattan

Assistant Examiner — Lauren D McVey

(74) *Attorney, Agent, or Firm* — The Roy Gross Law Firm, LLC; Roy Gross


(57) **CLAIM**

The ornamental design for a bookmark, as shown and described.

DESCRIPTION

FIG. 1 is a perspective view of a bookmark showing our new design;
FIG. 2 is a left side elevation view thereof;
FIG. 3 is a right side elevation view thereof;
FIG. 4 is a front side elevation view thereof;
FIG. 5 is a rear elevation view thereof;
FIG. 6 is a top plan view thereof; and,
FIG. 7 is a bottom plan view thereof.

1 Claim, 7 Drawing Sheets



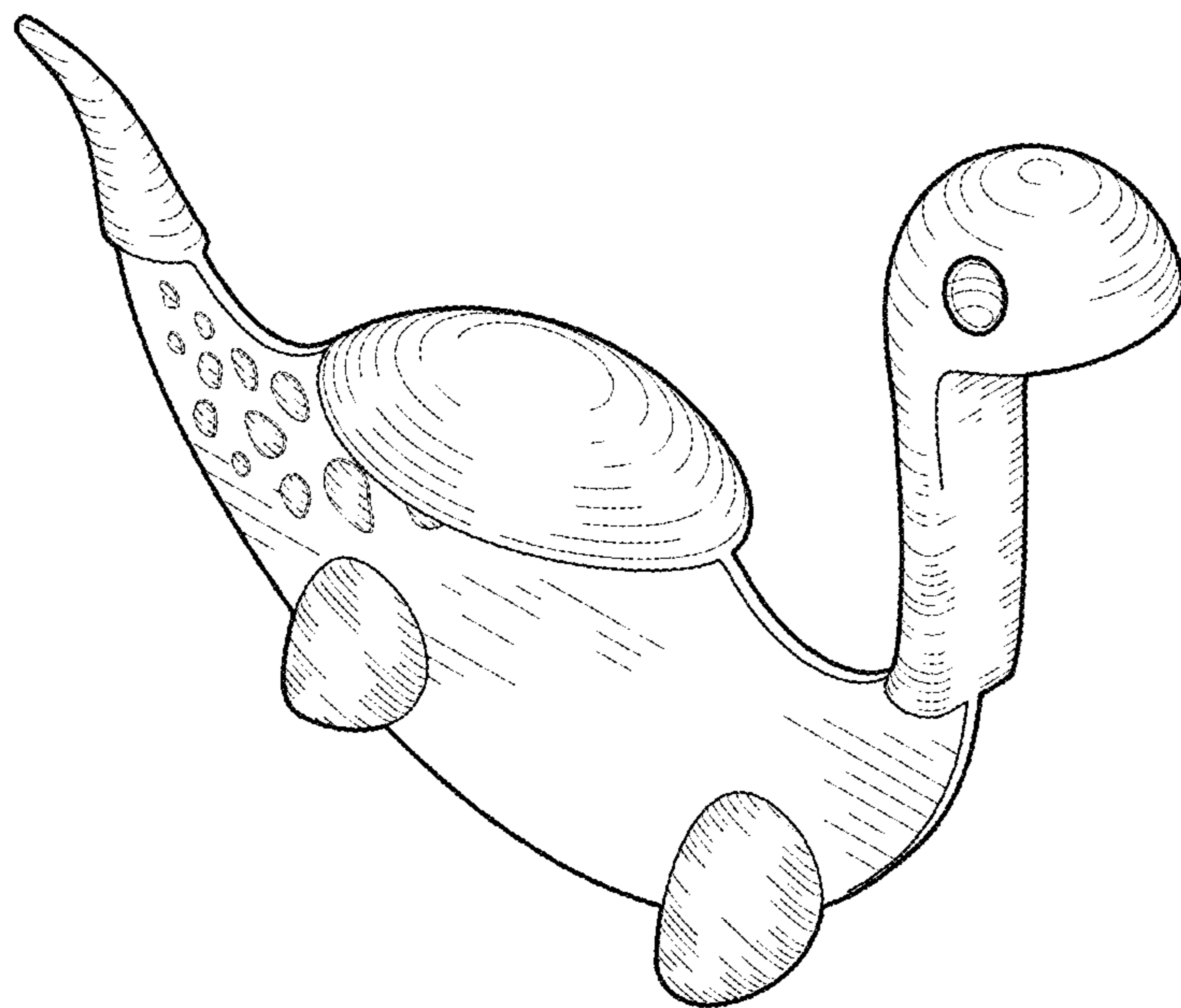


FIG. 1




FIG. 2

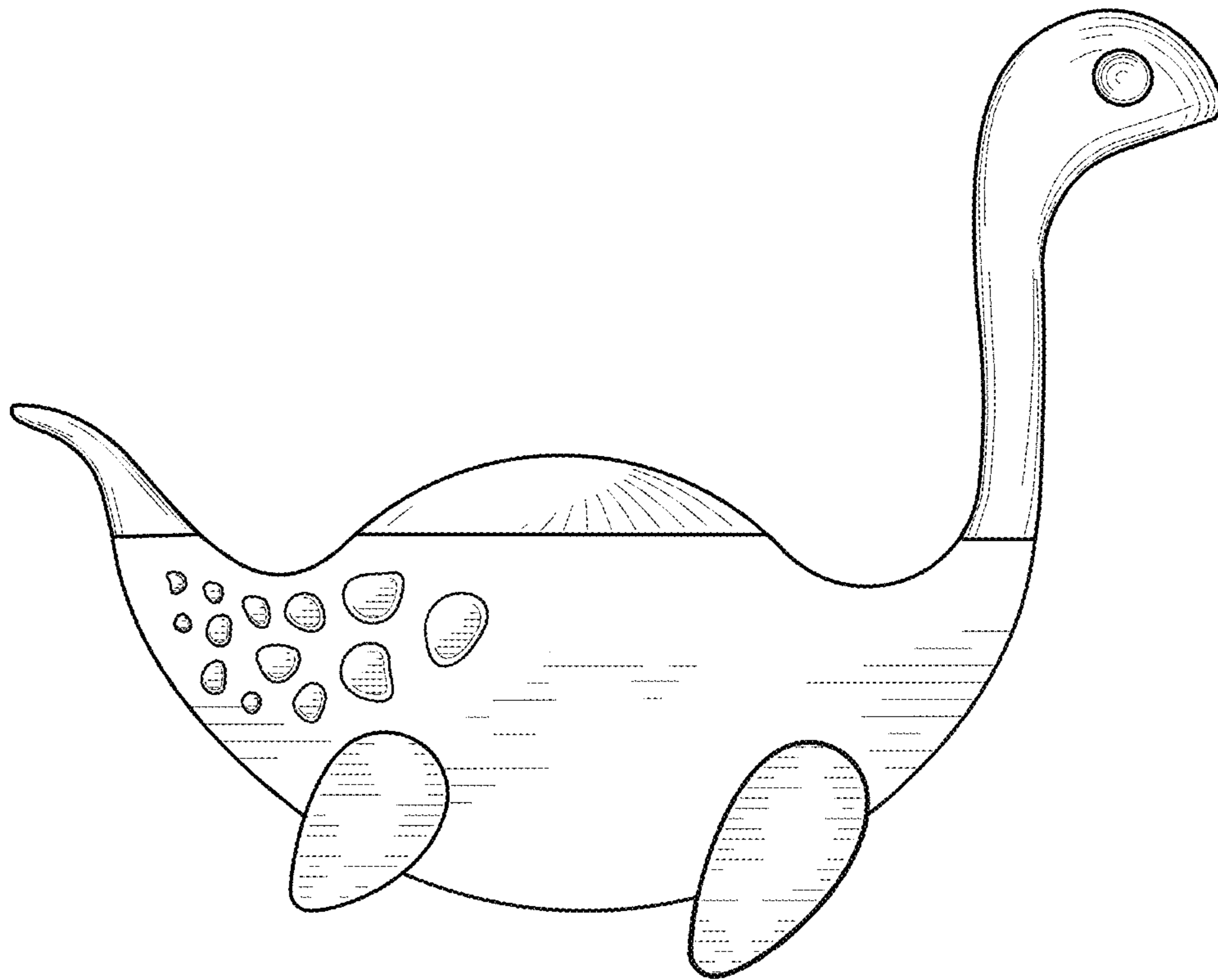


FIG. 3

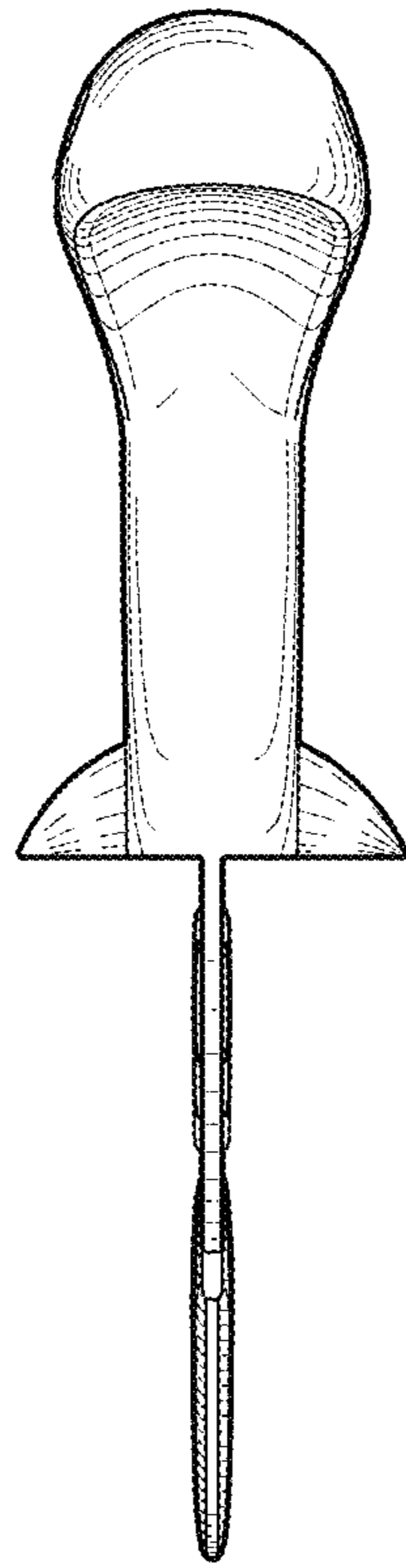


FIG. 4

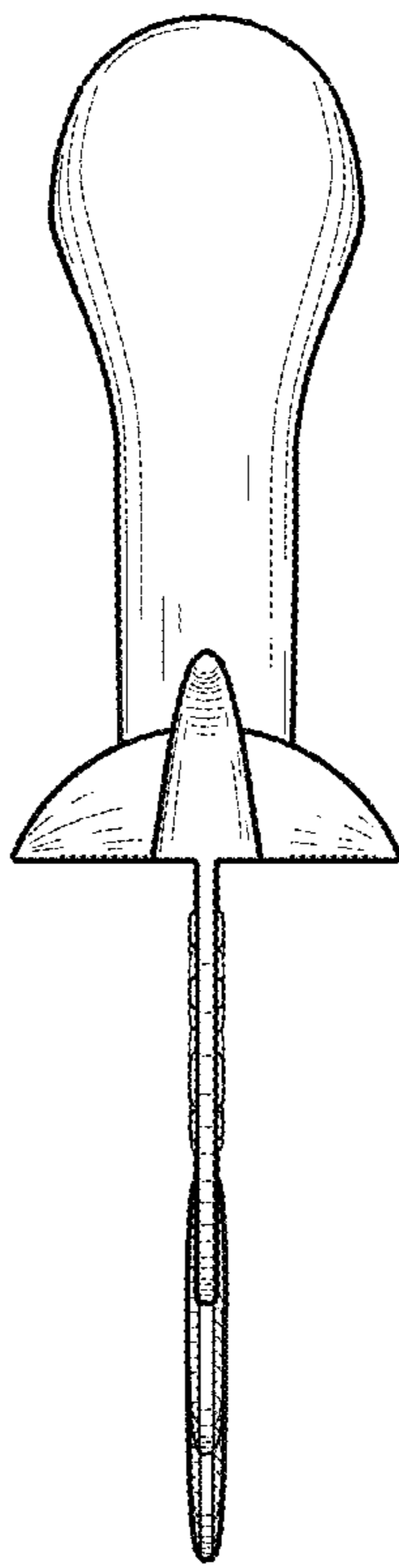


FIG. 5

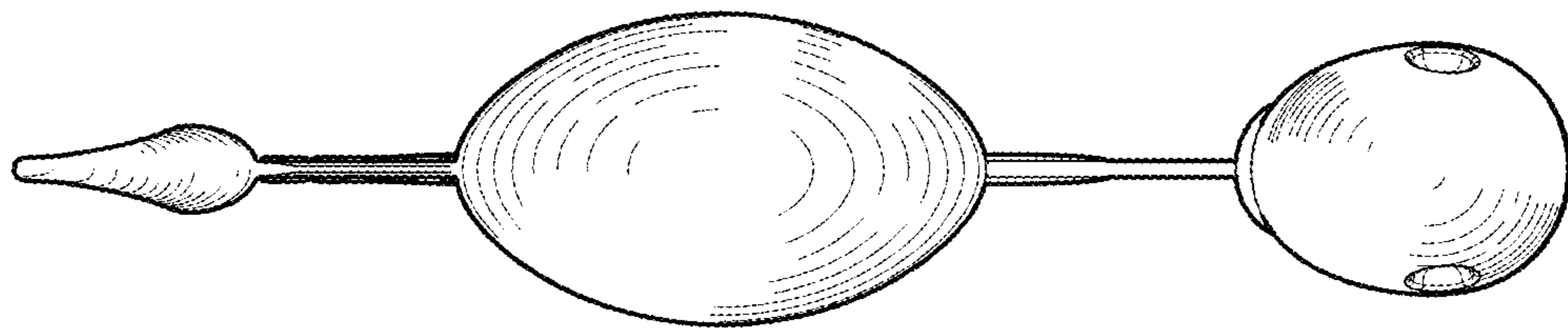


FIG. 6

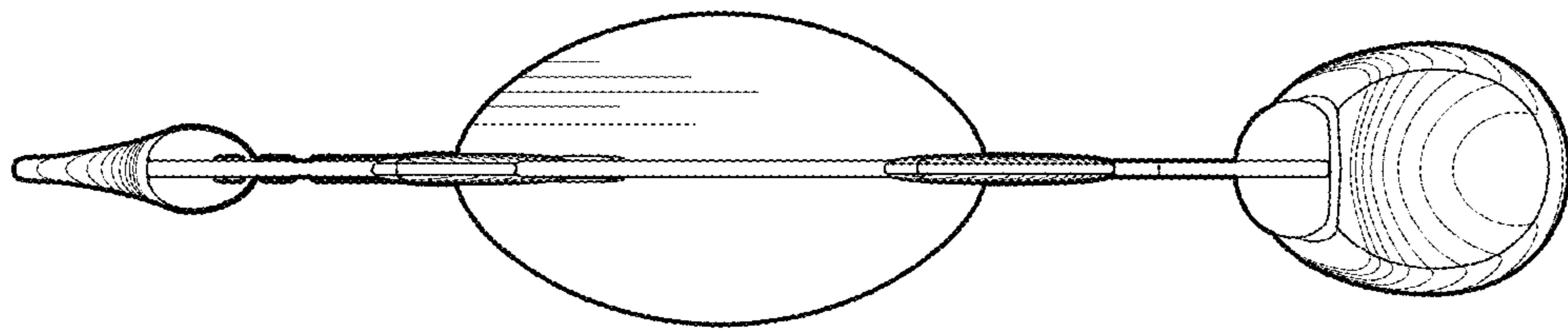


FIG. 7