



US00D851647S

(12) **United States Design Patent** (10) **Patent No.:** **US D851,647 S**
Wang (45) **Date of Patent:** **** Jun. 18, 2019**

(54) **SCREEN CASE WITH SURFACE PATTERN**

(71) Applicant: **Amazing Impulse Co., Ltd.**,
Guangzhou (CN)

(72) Inventor: **Xiao Qiang Wang**, Guangdong (CN)

(**) Term: **15 Years**

(21) Appl. No.: **29/646,912**

(22) Filed: **May 8, 2018**

(51) **LOC (11) Cl.** **14-02**

(52) **U.S. Cl.**
USPC **D14/440**

(58) **Field of Classification Search**
USPC D14/440, 250, 447; 206/45.23, 320,
206/45.2; 361/679.55; 294/25; 224/218
CPC ... G06F 1/1628; G06F 1/1626; A47B 23/044;
H04B 1/3888
See application file for complete search history.

(56) **References Cited**

U.S. PATENT DOCUMENTS

D574,385 S *	8/2008	Koh	D14/440
D574,836 S *	8/2008	Koh	D14/440
D667,002 S *	9/2012	Li	D14/248
D667,393 S *	9/2012	Li	D14/248
D770,458 S *	11/2016	Corcoran	D14/440
D815,309 S *	4/2018	Grzeskowiak, II	D25/149
D816,651 S *	5/2018	Chiang	D14/250
D821,382 S *	6/2018	Livingston	D14/250
D841,013 S *	2/2019	Ferren	D14/440

* cited by examiner

Primary Examiner — Cynthia R Underwood

(74) *Attorney, Agent, or Firm* — Tommy SF Wang; Wang IP Law Group, P.C.

(57) **CLAIM**

The ornamental design for a screen case with surface pattern, as shown and described.


DESCRIPTION

The patent or application file contains at least one drawing executed in color. Copies of this patent or patent application publication with color drawing(s) will be provided by the Office upon request and payment of the necessary fee.

FIG. 1 is a perspective view of a screen case with surface pattern showing ray new design;
 FIG. 2 is a front view thereof;
 FIG. 3 is a rear view thereof;
 FIG. 4 is a left side view thereof;
 FIG. 5 is a right side view thereof;
 FIG. 6 is a top view thereof;
 FIG. 7 is a bottom view thereof;
 FIG. 8 is another perspective view thereof with the screen case with surface pattern shown in a condition of being coupled with a laptop; and,
 FIG. 9 is another rear view thereof with the screen case with surface pattern shown in the condition of being coupled with the laptop.

The broken line portion of the screen case with surface pattern in FIG. 3 represents unclaimed portion of the claimed design and form no part thereof. The broken line portions of the laptop in FIGS. 8-9 illustrate unclaimed environment and forms no part of the claimed design.

1 Claim, 7 Drawing Sheets
(7 of 7 Drawing Sheet(s) Filed in Color)






FIG. 1



FIG. 2




FIG. 3



FIG. 5




FIG. 4




FIG. 6




FIG. 7



FIG. 8

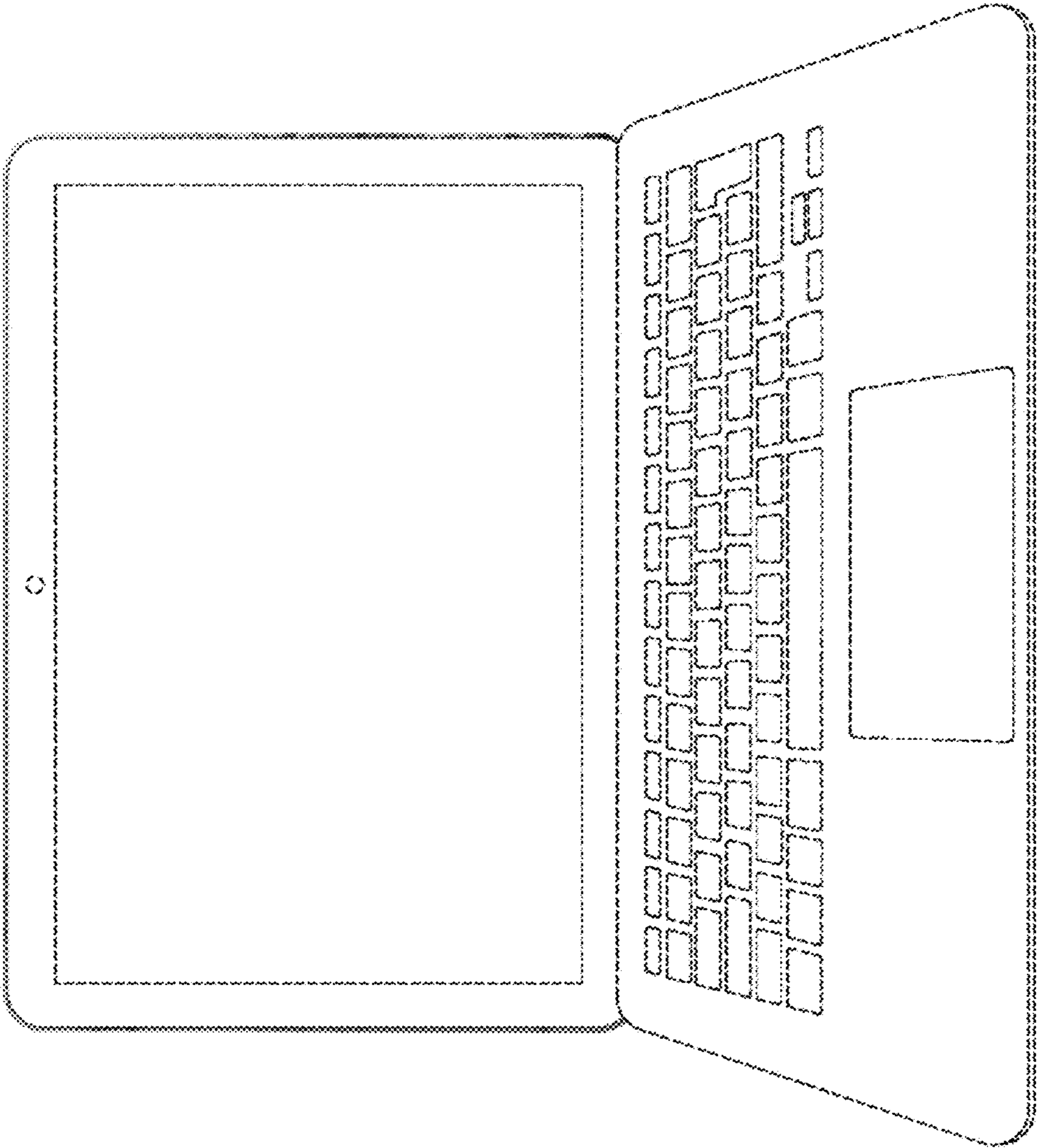


FIG. 9