



US00D851645S

(12) **United States Design Patent**  
**Huang**

(10) **Patent No.:** **US D851,645 S**

(45) **Date of Patent:** **\*\* \*Jun. 18, 2019**

(54) **DATA CABLE**

(71) Applicant: **Wenxuan Huang**, Shenzhen (CN)

(72) Inventor: **Wenxuan Huang**, Shenzhen (CN)

(73) Assignee: **JOINING FREE TECHNOLOGY CO., LTD.**, Shenzhen (CN)

(\*) Notice: This patent is subject to a terminal disclaimer.

(\*\*) Term: **15 Years**

(21) Appl. No.: **29/598,089**

(22) Filed: **Mar. 23, 2017**

(51) **LOC (11) Cl.** ..... **14-02**

(52) **U.S. Cl.**  
USPC ..... **D14/433**

(58) **Field of Classification Search**

USPC ..... D14/240, 242, 356, 358, 363, 365, 367,  
D14/370, 432, 437, 439, 498, 125, 366;  
D13/110, 199, 103, 159, 160, 184;  
361/683, 684, 686, 724, 735, 737, 752  
CPC .... H01R 25/006; H01R 27/02; H01R 31/005;  
G06F 13/4022; G06F 13/382; G06F  
1/1632; G06F 1/1684; G06F 1/20; G06F  
1/1607

See application file for complete search history.

(56) **References Cited**

**U.S. PATENT DOCUMENTS**

D779,492 S \* 2/2017 Lin ..... D14/433  
D785,633 S \* 5/2017 Komuro ..... D14/433

D793,399 S \* 8/2017 Feldstein ..... D14/433  
D800,731 S \* 10/2017 He ..... D14/433  
D810,086 S \* 2/2018 Xie ..... D14/433  
D810,748 S \* 2/2018 Zhang ..... D14/433  
D810,749 S \* 2/2018 Zhang ..... D14/433  
D814,471 S \* 4/2018 Kim ..... D14/433  
D824,388 S \* 7/2018 Fawcett ..... D14/433  
D824,909 S \* 8/2018 Namala ..... D14/433  
D832,263 S \* 10/2018 Chen ..... D14/433  
D833,445 S \* 11/2018 Xie ..... D14/433  
D835,109 S \* 12/2018 Chen ..... D14/433

\* cited by examiner

*Primary Examiner* — Austin Murphy

(57) **CLAIM**

The ornamental design for a data cable, as shown and described.

**DESCRIPTION**

FIG. 1 is a perspective view of a data cable showing my new design;

FIG. 2 is a front elevational view thereof;

FIG. 3 is a rear elevational view thereof;

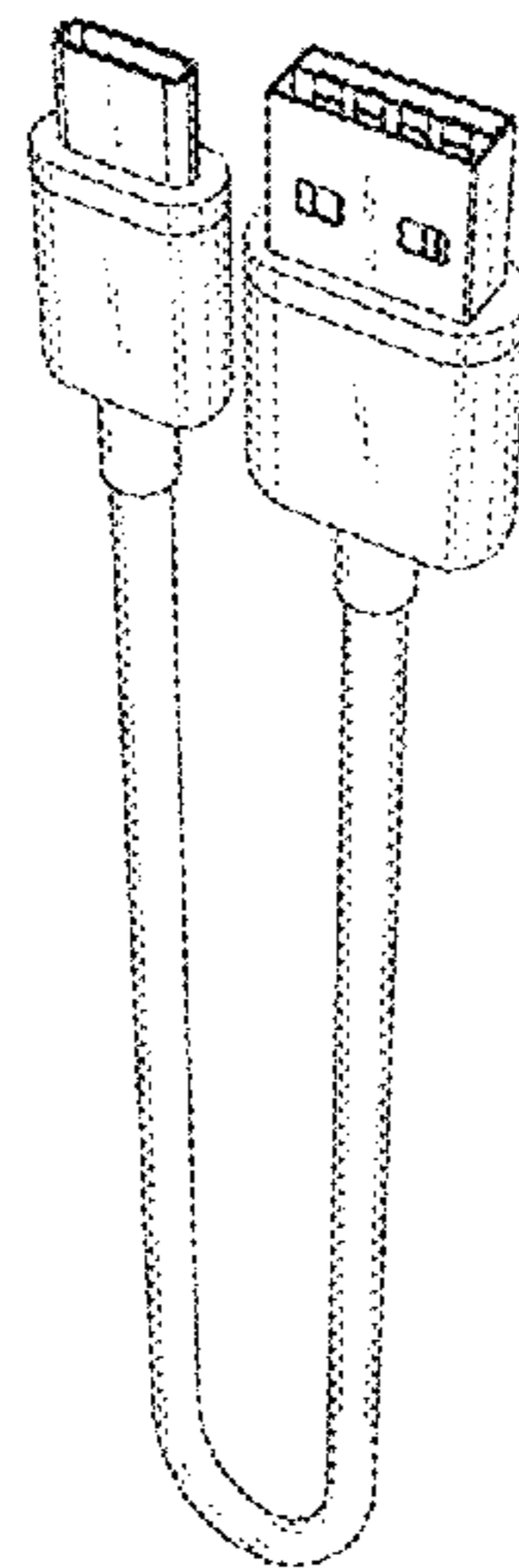
FIG. 4 is a left side elevational view thereof;

FIG. 5 is a right side elevational view thereof;

FIG. 6 is a top plan view thereof; and,

FIG. 7 is a bottom plan view thereof.

**1 Claim, 7 Drawing Sheets**



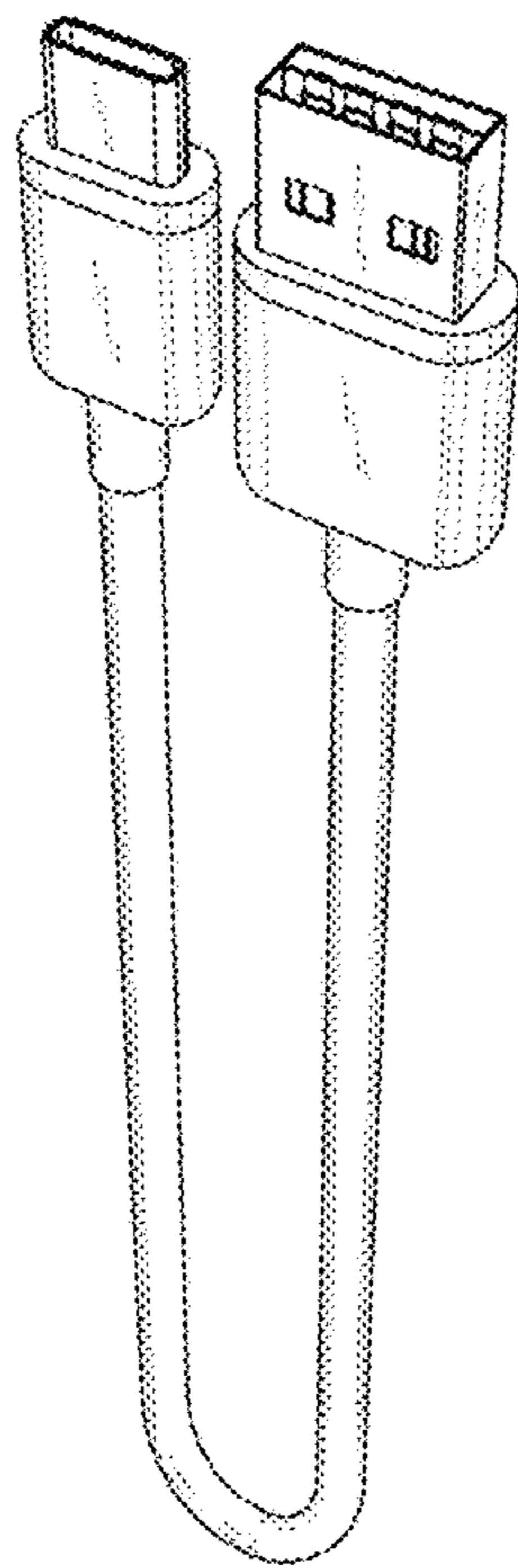


Fig. 1

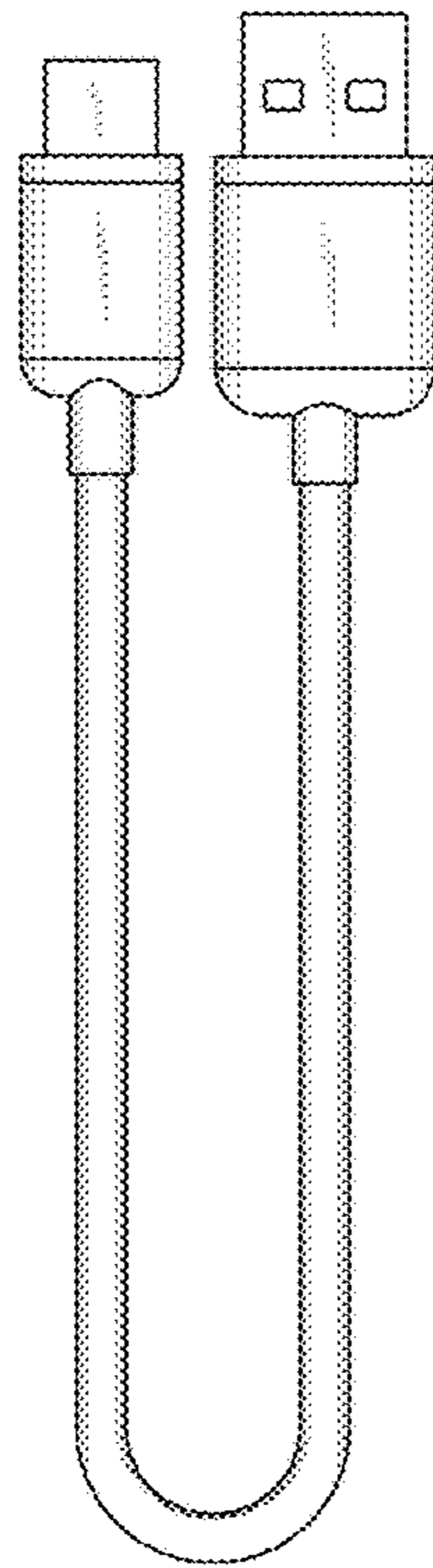


Fig. 2

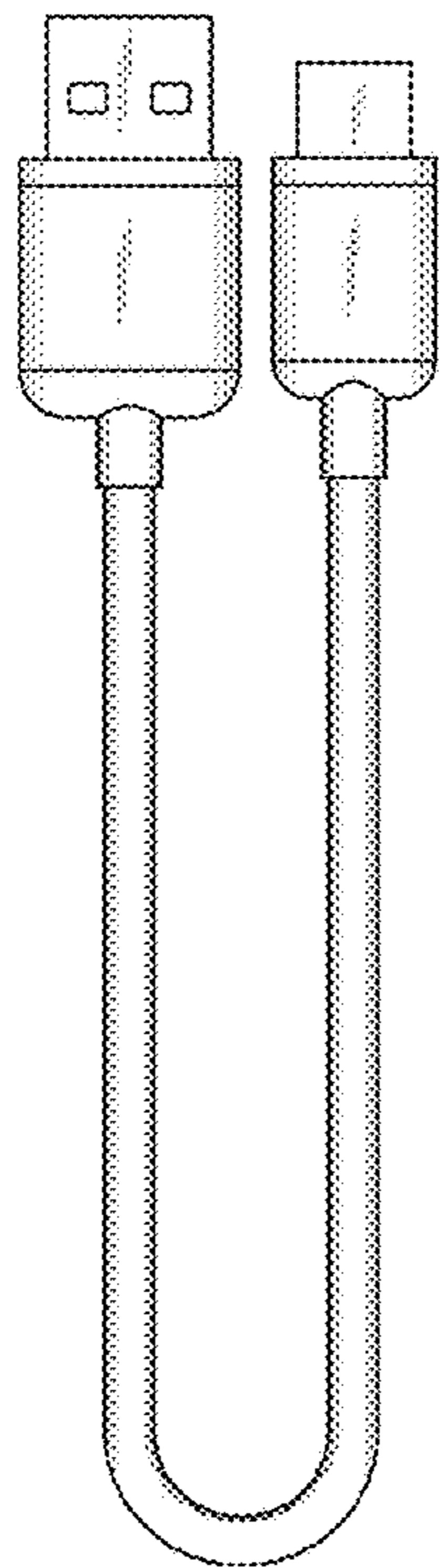


Fig. 3




Fig. 4

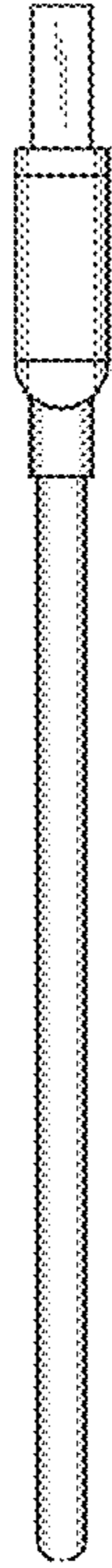


Fig. 5



Fig. 6

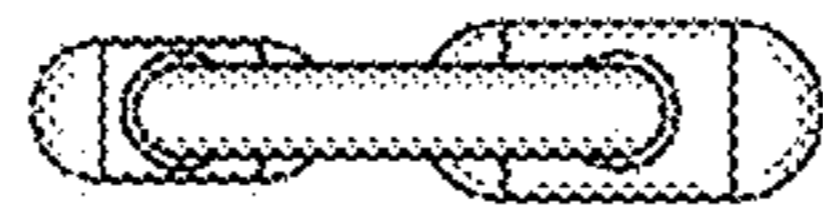


Fig. 7