



US00D851640S

(12) **United States Design Patent** (10) **Patent No.:** **US D851,640 S**
Malak et al. (45) **Date of Patent:** **** Jun. 18, 2019**

(54) **CASE FOR A SMARTPHONE**
(71) Applicant: **OTTER PRODUCTS, LLC**, Fort Collins, CO (US)
(72) Inventors: **Kevin M. Malak**, San Diego, CA (US); **Zachary W. Zupancic**, Oceanside, CA (US); **Joseph A. Prizzi**, Vista, CA (US); **Ryan J. Cavenagh**, Fort Collins, CO (US)
(73) Assignee: **Otter Products, LLC**, Fort Collins, CO (US)
(**) Term: **15 Years**
(21) Appl. No.: **29/643,985**
(22) Filed: **Apr. 13, 2018**
(51) **LOC (11) Cl.** **14-03**
(52) **U.S. Cl.** **D14/250**
(58) **Field of Classification Search**
USPC D3/201, 218, 226, 227, 247, 249, 250, D3/269, 303; D13/103, 107, 108, 119; D14/137, 138 R, 138 AA, 138 C, 138 G, D14/172, 192, 203.3–203.7, 217, 238.1, D14/247, 248, 250–253, 440, 447
CPC H04B 1/3888; H04M 1/0283; H04M 1/0202; A45C 1/06; A45C 2011/002; A45C 11/00; A45F 2005/028; A45F 2200/0525
See application file for complete search history.

(56) **References Cited**
U.S. PATENT DOCUMENTS
D619,574 S * 7/2010 Richardson D14/250
D624,065 S * 9/2010 Bosch D14/250
D624,910 S 10/2010 Richardson et al.
D637,591 S 5/2011 Willes et al.
D641,756 S * 7/2011 Hsieh D14/440

D643,029 S * 8/2011 Feng D14/250
D650,776 S * 12/2011 Bau D14/250
D662,923 S 7/2012 Piedra et al.
D670,280 S 11/2012 Rayner
D675,603 S 2/2013 Melanson et al.
D675,604 S 2/2013 Limber et al.
D675,606 S 2/2013 Adelman et al.
D681,617 S * 5/2013 Weller D14/250
D683,338 S 5/2013 Wilson et al.
D683,340 S * 5/2013 Chang D14/250
D684,150 S * 6/2013 Goradesky D14/250
D685,361 S * 7/2013 Goradesky D14/250
D691,601 S * 10/2013 Murchison D14/250
D691,990 S 10/2013 Rayner
D692,419 S 10/2013 Rayner
D693,801 S 11/2013 Rayner
D694,227 S 11/2013 Rayner
D694,742 S * 12/2013 Pan D14/250

(Continued)

Primary Examiner — Susan E Krakower
Assistant Examiner — L. A. Grabenstetter


(57) **CLAIM**

The ornamental design for a case for a smartphone, as shown and described.

DESCRIPTION

FIG. 1 is a front isometric view of a case for a smartphone; FIG. 2 is a rear isometric view thereof; FIG. 3 is a front view thereof; FIG. 4 is a rear view thereof; FIG. 5 is a left view thereof; FIG. 6 is a right view thereof; FIG. 7 is a top view thereof; and, FIG. 8 is a bottom view thereof. The dot-dash broken line represents a boundary of the claimed design. The dash-dash broken lines depict unclaimed subject matter. The broken lines and unshaded surfaces bounded by broken lines form no part of the claimed design.

1 Claim, 6 Drawing Sheets



(56)

References Cited

U.S. PATENT DOCUMENTS

D696,239 S	12/2013	Murchison et al.	
D698,342 S	1/2014	Gronewoller et al.	
D699,715 S	2/2014	Fitzgerald et al.	
D699,716 S *	2/2014	Pan	D14/250
D702,221 S *	4/2014	Vandiver	D14/250
D703,652 S	4/2014	Melanson et al.	
D703,654 S	4/2014	Melanson et al.	
D704,182 S	5/2014	Smith	
8,718,730 B1 *	5/2014	LaColla	H04M 1/04 455/552.1
D707,670 S	6/2014	Chang et al.	
D709,059 S	7/2014	Kim et al.	
D709,061 S	7/2014	Borra et al.	
D710,345 S	8/2014	Chang	
D710,839 S	8/2014	Chang	
D714,769 S	10/2014	Rayner	
D714,770 S	10/2014	Nolan et al.	
D714,771 S	10/2014	Rayner	
D716,783 S *	11/2014	Loncar	D14/250
D718,755 S	12/2014	To et al.	
D721,360 S	1/2015	Mazieres et al.	
D721,694 S	1/2015	Lee et al.	
D722,312 S	2/2015	Tages et al.	
D738,365 S	9/2015	Melanson et al.	
D739,394 S	9/2015	Rayner et al.	
D741,844 S	10/2015	Rayner et al.	
D748,612 S	2/2016	Chan et al.	
D765,627 S	9/2016	Watt	
D797,715 S *	9/2017	Kim	D14/250
D800,103 S *	10/2017	Andre	D14/250
D815,084 S	4/2018	Fitzgerald et al.	
2012/0018323 A1	1/2012	Johnson et al.	
2012/0103844 A1	5/2012	Piedra et al.	
2012/0118773 A1	5/2012	Rayner	
2012/0211382 A1	8/2012	Rayner	
2014/0332417 A1	11/2014	Wicks et al.	
2015/0173229 A1	6/2015	Chao	
2016/0015138 A1	1/2016	Poon et al.	

* cited by examiner

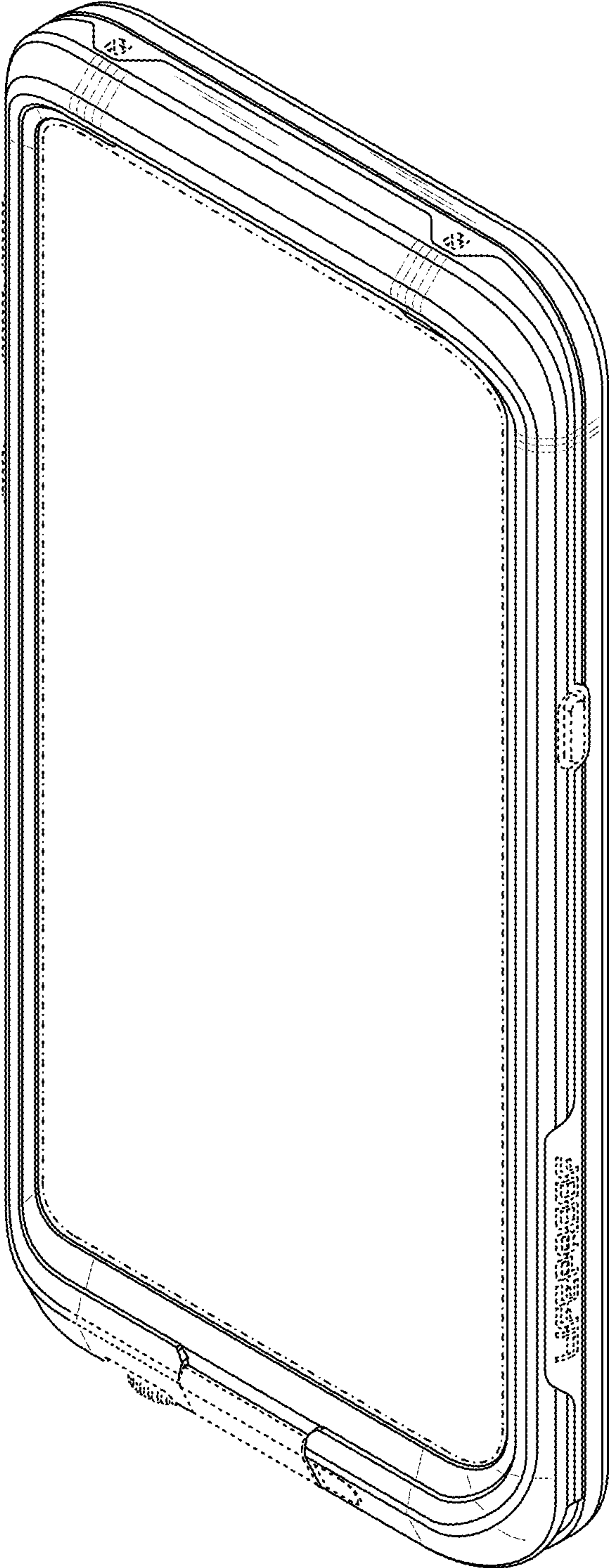


FIG. 1

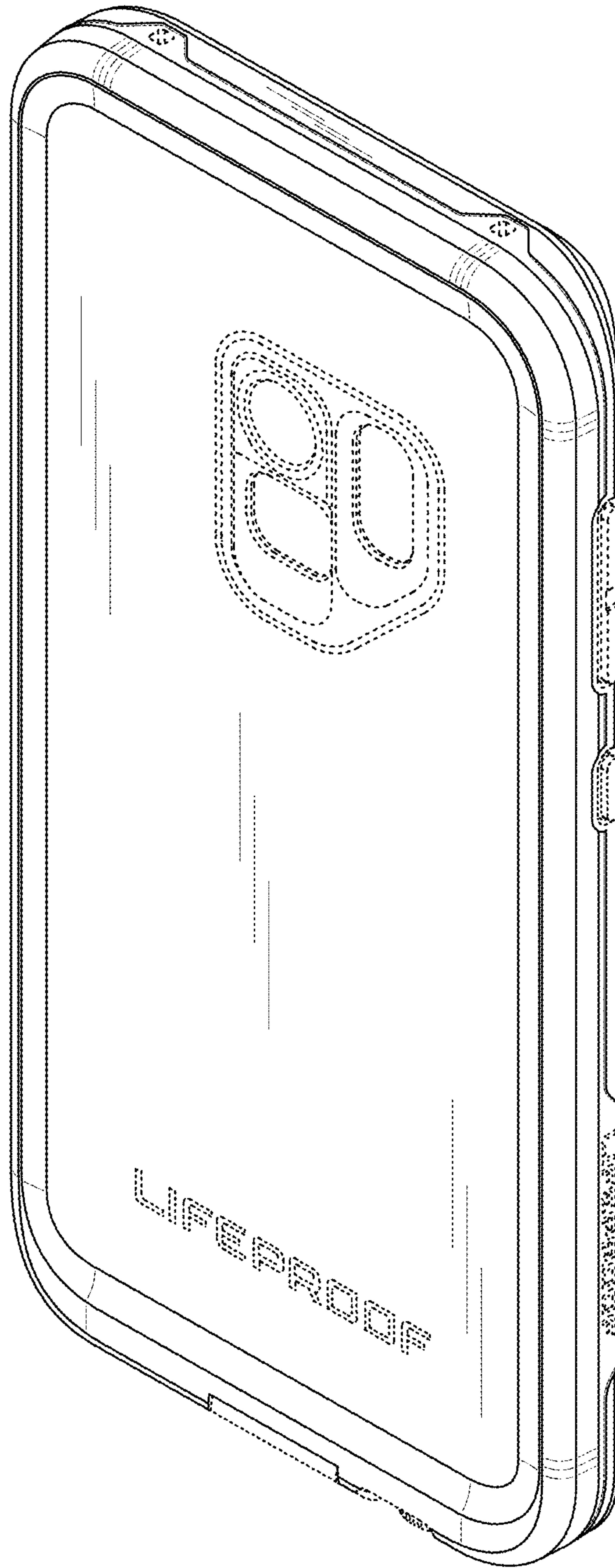


FIG. 2




FIG. 3

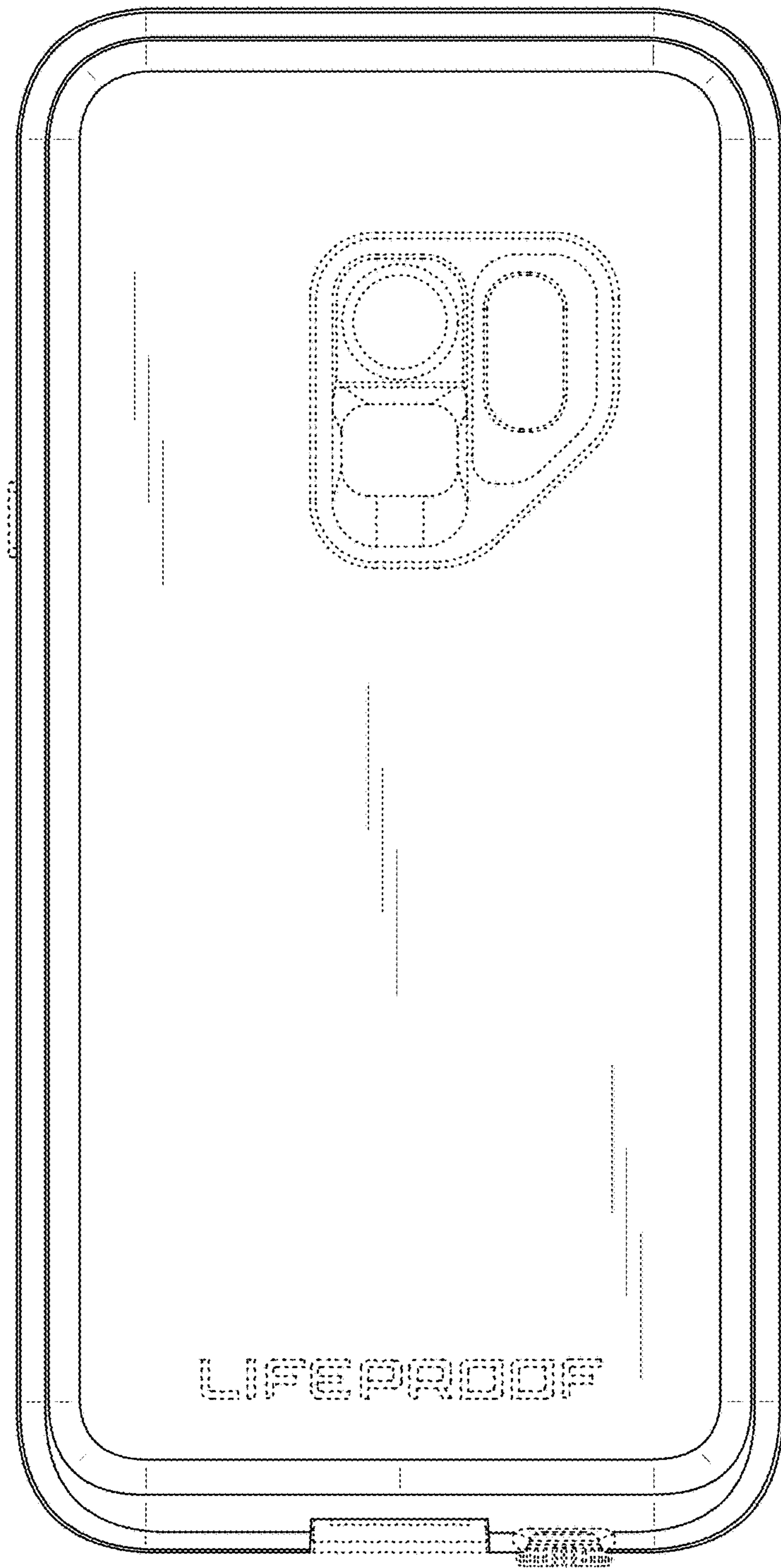


FIG. 4

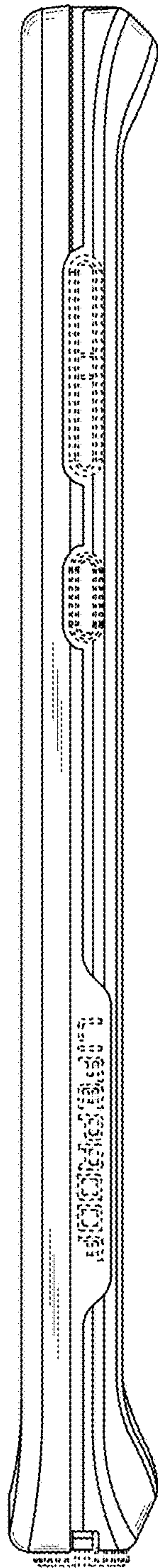


FIG. 5

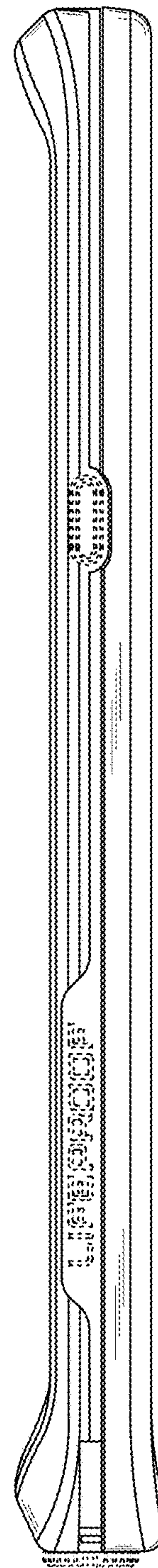


FIG. 6

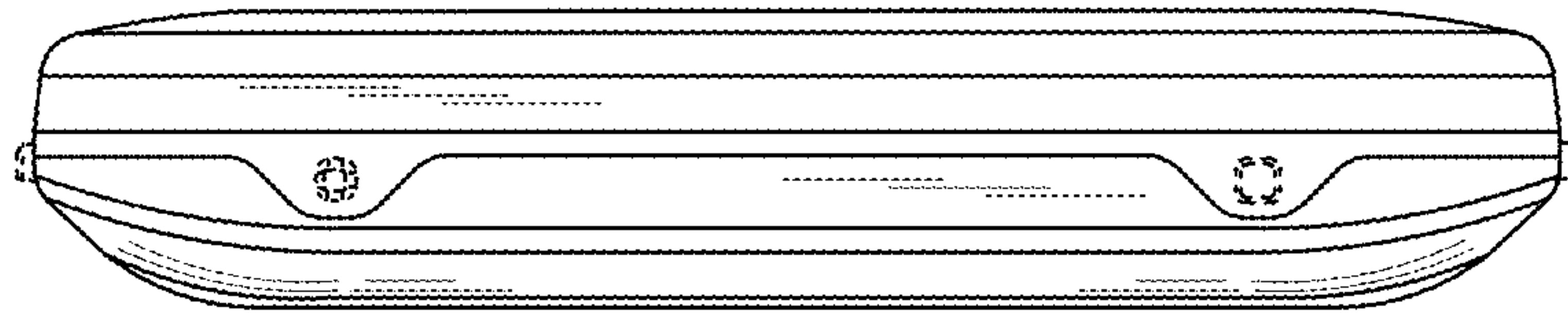


FIG. 7




FIG. 8