



US00D851638S

(12) **United States Design Patent**
Kim et al.

(10) **Patent No.:** **US D851,638 S**

(45) **Date of Patent:** **** *Jun. 18, 2019**

(54) **PHONE CASE**

(71) Applicant: **Modne, Inc.**, Cerritos, CA (US)

(72) Inventors: **Woo Jin Kim**, Fullerton, CA (US);
Saehee Park, Arcadia, CA (US); **Judy Chung**, Arcadia, CA (US); **Seungchul Lee**, Anaheim, CA (US); **Kidong Kwon**, Glendale, CA (US); **TaeHun Kim**, Irvine, CA (US)

(73) Assignee: **Modne, Inc.**, Cerritos, CA (US)

(*) Notice: This patent is subject to a terminal disclaimer.

(**) Term: **15 Years**

(21) Appl. No.: **29/557,985**

(22) Filed: **Mar. 14, 2016**

(30) **Foreign Application Priority Data**

Oct. 19, 2015 (KR) 30-2015-0052577

(51) **LOC (11) Cl.** **14-03**

(52) **U.S. Cl.**
USPC **D14/250**

(58) **Field of Classification Search**

USPC D14/238.1, 440, 203.3–203.7, 217, 240,
D14/447, 250, 251–253, 248, 496, 391;
D3/201, 218, 247, 269, 273, 301, 303;
D13/103, 107–108, 119

CPC H04B 1/3888; H04M 1/0283; H04M
1/0202; A45C 1/06; A45C 2011/002;
A45C 11/00; A45C 13/02; A45F
2005/026; A45F 2200/0525; A45F
2200/0516

See application file for complete search history.

(56) **References Cited**

U.S. PATENT DOCUMENTS

D453,749 S * 2/2002 Lee D14/138 AB
D490,419 S * 5/2004 Shiue D14/341

D574,146 S * 8/2008 Eisenbraun D3/218
D593,528 S * 6/2009 Shi D14/138 AB
D606,305 S * 12/2009 Lee D3/269
D629,772 S * 12/2010 Mo D14/138 G
D643,396 S * 8/2011 Hou D14/138 AA
D655,287 S * 3/2012 de Jong D14/341
D666,824 S * 9/2012 Phillips D3/303
D672,739 S * 12/2012 Sin D14/138 G
D673,550 S * 1/2013 Magness D14/250
D673,552 S * 1/2013 Weller D14/250
D678,327 S * 3/2013 Lee D14/203.3
D679,692 S * 4/2013 Fahrendorff D14/250
D681,616 S * 5/2013 Weller D14/250
D685,357 S * 7/2013 Rekuc D14/250

(Continued)

Primary Examiner — Carla J Wright

(74) *Attorney, Agent, or Firm* — Stradling, Yocca,
Carlson & Rauth

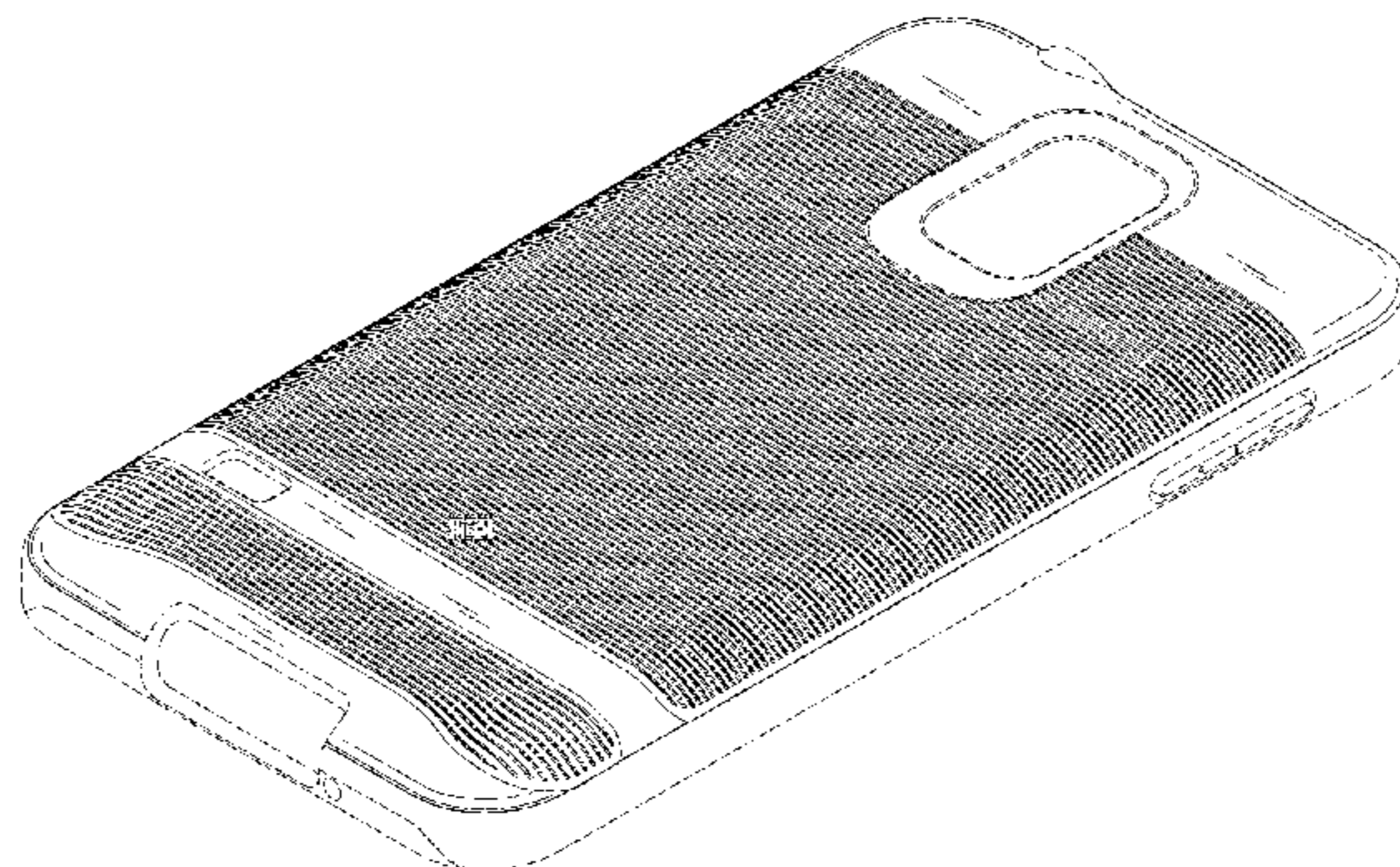
(57) **CLAIM**

The ornamental design for a phone case, as shown and described.

DESCRIPTION

FIG. 1 is a front view of a phone case showing our new design;
FIG. 2 is a back view thereof;
FIG. 3 is a left side view thereof;
FIG. 4 is a right side view thereof;
FIG. 5 is a top view thereof;
FIG. 6 is a bottom view thereof;
FIG. 7 is an isometric view of the back thereof; and,
FIG. 8 is an isometric view of the front of the phone case.
The broken lines immediately adjacent the shaded surfaces represent the bounds of the claimed design. All other broken lines depict environmental subject matter that forms no part of the claimed design. The broken lines and unshaded regions bounded by broken lines form no part of the claimed design.

1 Claim, 6 Drawing Sheets



(56)

References Cited

U.S. PATENT DOCUMENTS

D685,740 S	*	7/2013	Moore	D13/119
D687,425 S	*	8/2013	Fahrendorff	D14/250
D691,601 S	*	10/2013	Murchison	D14/250
D692,418 S	*	10/2013	Fahrendorff	D14/250
D716,281 S	*	10/2014	Melanson	D14/250
D716,282 S	*	10/2014	Melanson	D14/250
D716,783 S	*	11/2014	Loncar	D14/250
D719,559 S		12/2014	Dukerschein et al.	
D727,303 S	*	4/2015	Sin	D14/248
D747,306 S		1/2016	Kim	
D751,058 S	*	3/2016	Cocchia	D14/250

* cited by examiner




FIG. 1




FIG. 2




FIG. 3



FIG. 4




FIG. 5




FIG. 6

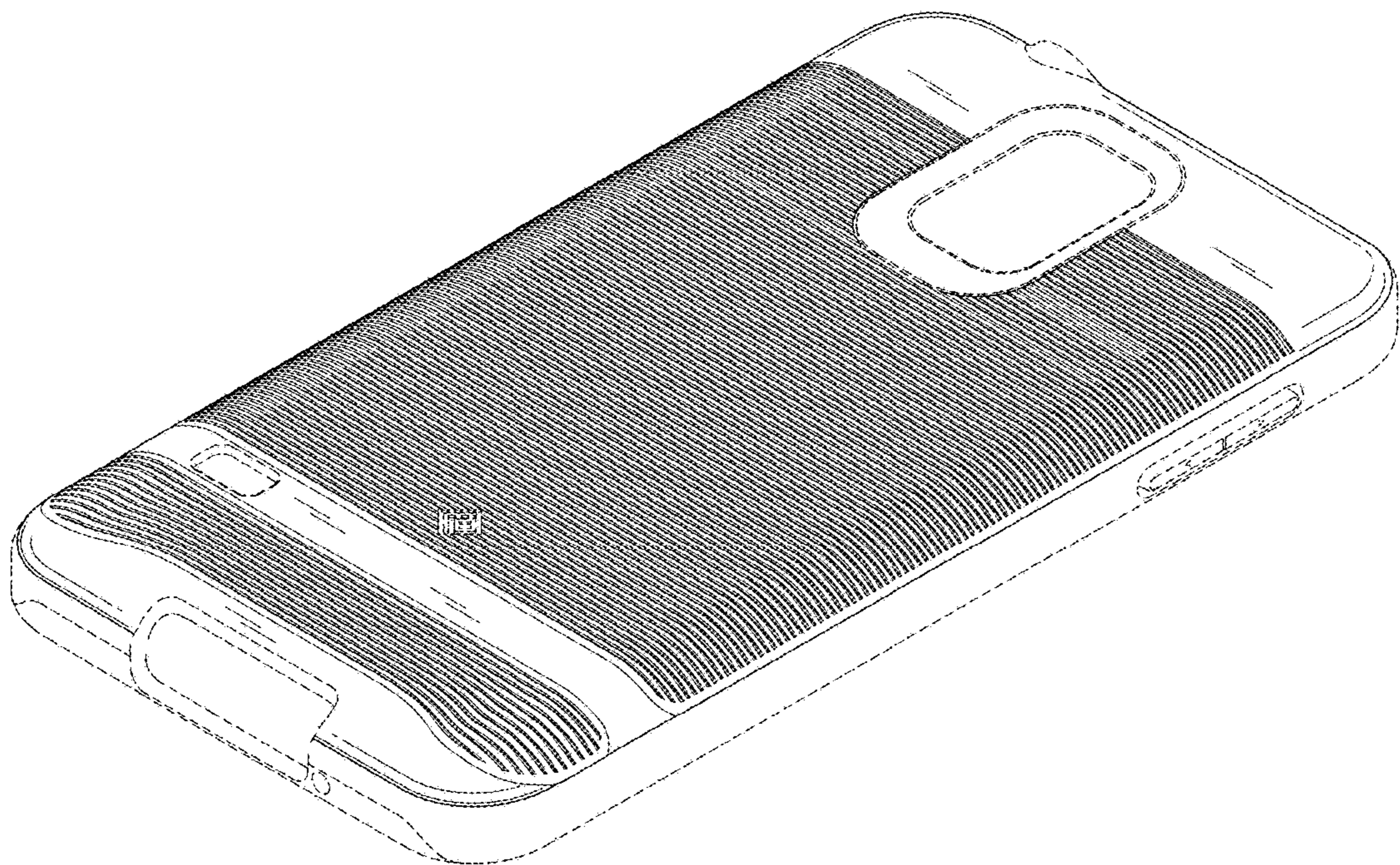


FIG. 7

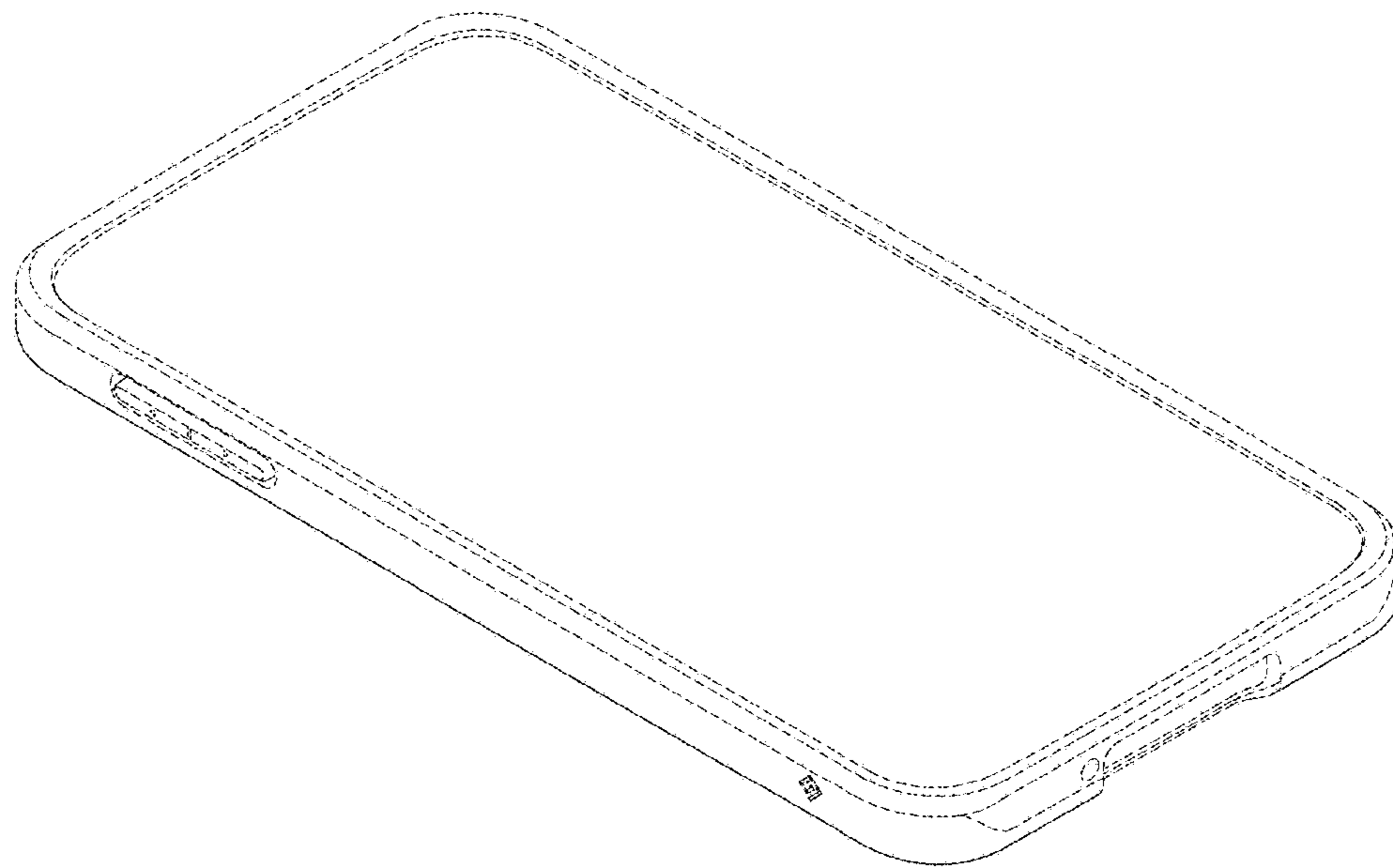


FIG. 8