



US00D851591S

(12) **United States Design Patent**
Mehra et al.

(10) **Patent No.:** **US D851,591 S**
(45) **Date of Patent:** **** Jun. 18, 2019**

(54) **BATTERY BELT**

(71) Applicant: **HUSQVARNA AB**, Huskvarna (SE)

(72) Inventors: **Rajinder Mehra**, Johanneshov (SE);
Anna-Karin Bergkvist, Bandhagen (SE); **Karimi Arash**, Stockholm (SE)

(73) Assignee: **HUSQVARNA AB**, Huskvarna (SE)

(**) Term: **15 Years**

(21) Appl. No.: **29/630,125**

(22) Filed: **Dec. 19, 2017**

(30) **Foreign Application Priority Data**

Jun. 23, 2017 (EM) 004063238-0002

(51) **LOC (11) Cl.** **13-02**

(52) **U.S. Cl.**
USPC **D13/119**

(58) **Field of Classification Search**

USPC D13/102-108, 110, 118-120, 184, 199;
D3/215, 224, 228

CPC Y02E 60/12; Y02E 60/122; Y02E 60/124;
Y02E 60/50; H01M 2/02; H01M 2/022;
H01M 2/0202; H01M 2/0207; H01M
2/0212; H01M 2/1061; H01M 2/1022;
H01M 2/1055; H01M 2/1066; H01M
2/105; H01M 2/204; H01M 10/4257;
H01M 10/0436; H01M 10/48; H01M
10/44; H01M 10/46; H01M 10/465;
H01M 10/482; H01M 2200/30; H01M
2250/30; H01M 2250/40; H02J 7/00;
H02J 7/0003; H02J 7/0011; H02J 7/0013;
H02J 7/0054; H02J 7/0055; H02J 7/0057

See application file for complete search history.

(56) **References Cited**

U.S. PATENT DOCUMENTS

D397,085 S 8/1998 Blase
D418,948 S * 1/2000 London D24/190

D436,243 S * 1/2001 Hoy D2/860
D492,109 S * 6/2004 Turner, Jr. D3/228
D495,484 S * 9/2004 Marks D3/215
D499,846 S * 12/2004 Cesko D29/101.3
D505,787 S * 6/2005 Vaughn D3/224
D507,692 S * 7/2005 Newman D2/627
D513,864 S * 1/2006 Hancock D3/215
D532,369 S 11/2006 Shimizu
D532,370 S 11/2006 Shimizu

(Continued)

OTHER PUBLICATIONS

Protoolreviews.com: 2016 Husqvarna Media Event in Sweden.
Published Nov. 3, 2016. Retrieved from the internet at <<https://www.protoolreviews.com/news/2016-husqvarna-media-event-sweden/26720/>>, Jan. 12, 2019. 21 pages. (Year: 2016).*

(Continued)

Primary Examiner — Rosemary K Tarcza

Assistant Examiner — Christy M Nemeth

(74) *Attorney, Agent, or Firm* — Burr Forman McNair

(57) **CLAIM**

The ornamental design for a battery belt, as shown and described.

DESCRIPTION

FIG. 1 is a perspective view of a battery belt of the present invention;

FIG. 2 is a front view of the battery belt of FIG. 1;

FIG. 3 is a back view of the battery belt of FIG. 1;

FIG. 4 is a left side view of the battery belt of FIG. 1;

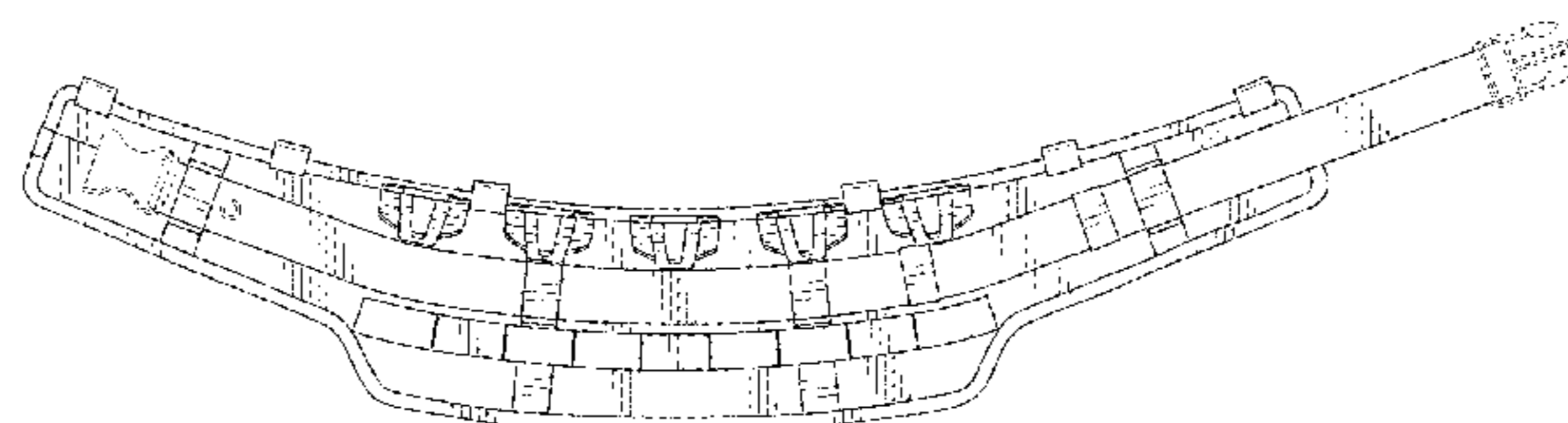
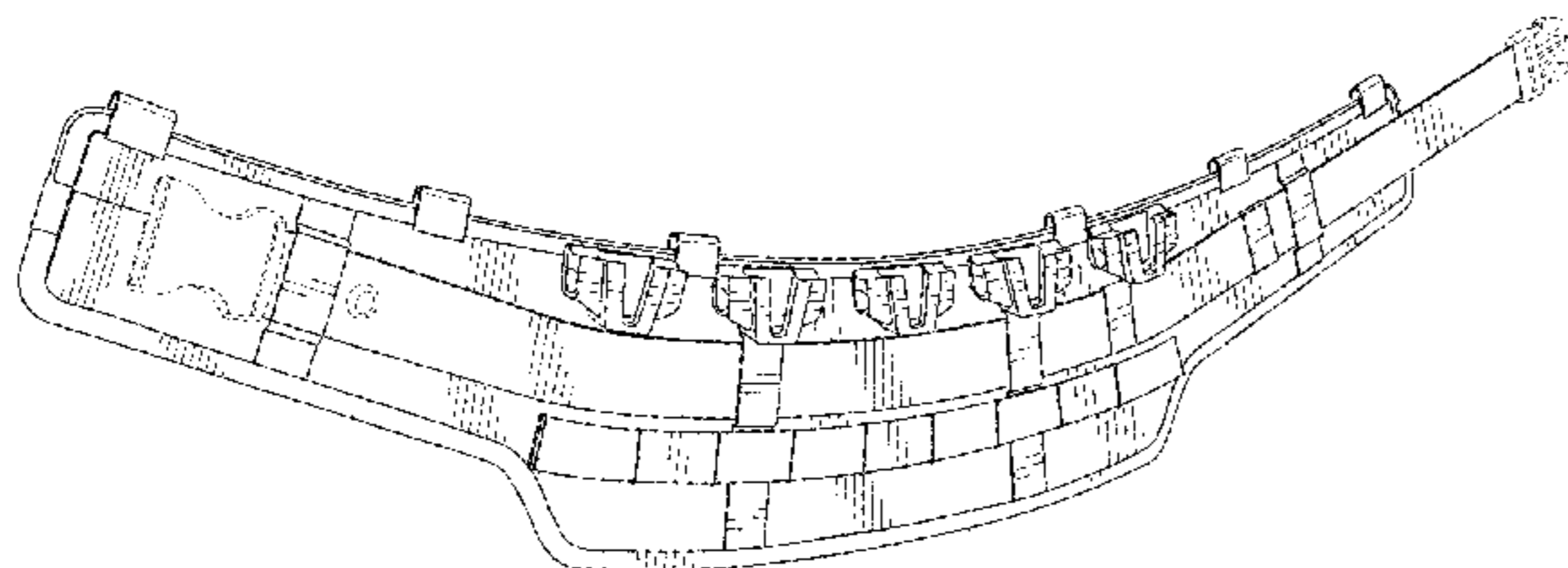
FIG. 5 is a right side view of the battery belt of FIG. 1;

FIG. 6 is a top view of the battery belt of FIG. 1; and,

FIG. 7 is a bottom view of the battery belt of FIG. 1.

The broken lines in the drawings are for the purpose of illustrating portions of the battery belt that form no part of the claimed design.

1 Claim, 7 Drawing Sheets



(56)

References Cited

U.S. PATENT DOCUMENTS

D536,665	S	2/2007	Solland	
D548,690	S	8/2007	Aglassinger	
D559,534	S *	1/2008	Rider	D3/224
D569,794	S	5/2008	Zhang et al.	
D645,428	S	9/2011	Karlsson et al.	
D660,439	S *	5/2012	Chen	D24/190
D661,484	S *	6/2012	Hamra	D3/224
D683,013	S *	5/2013	Krepel	D24/110
D683,845	S *	6/2013	Abel	D24/110
D686,409	S *	7/2013	Pearce	D3/218
9,508,965	B1	11/2016	Zhang et al.	
D793,719	S *	8/2017	Pomerantz	D3/221
D820,585	S *	6/2018	O'Brien	D3/224
D829,646	S	10/2018	Tse et al.	
D831,341	S *	10/2018	Pomerantz	D3/226
D835,402	S *	12/2018	Pomerantz	D3/226

OTHER PUBLICATIONS

Husqvarna.com: Husqvarna Battery belt FLEXI in action. Published Jan. 1, 2019. Retrieved from the Internet at <<https://www.husqvarna.com/uk/parts-accessories/battery/battery-belt-flexi/590776701/>>, Jan. 2, 2019. 1 page. (Year: 2019).

* cited by examiner

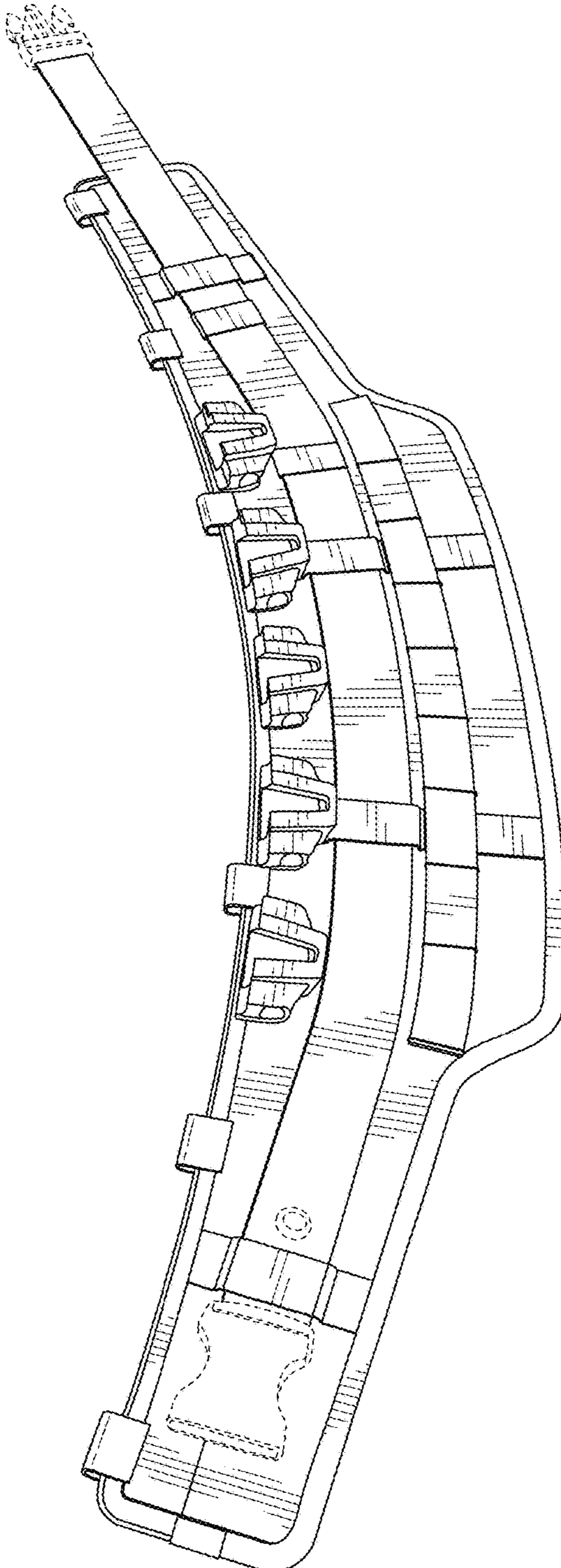


FIG. 1

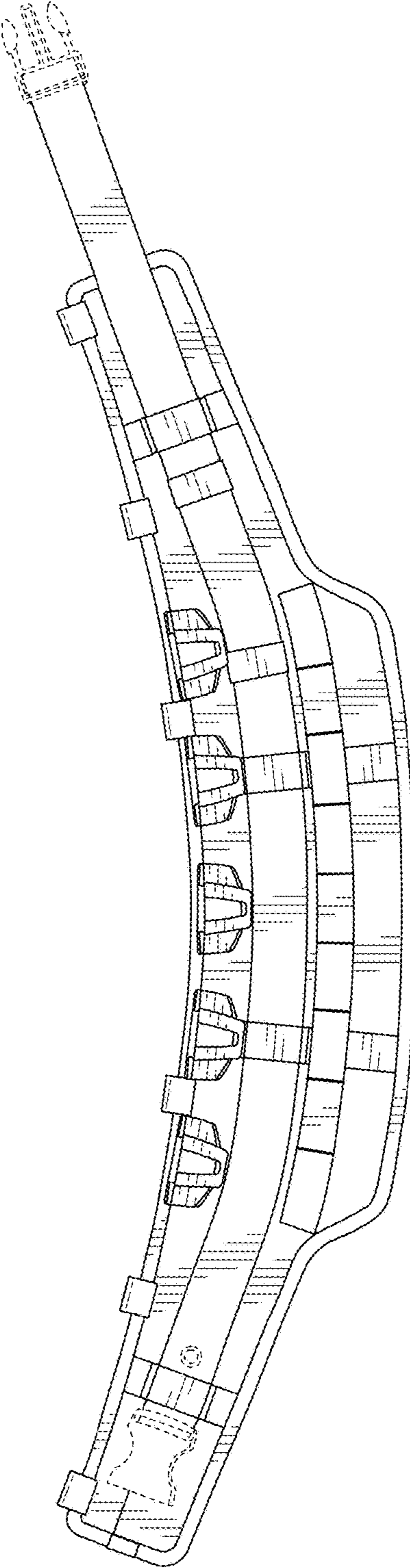


FIG. 2

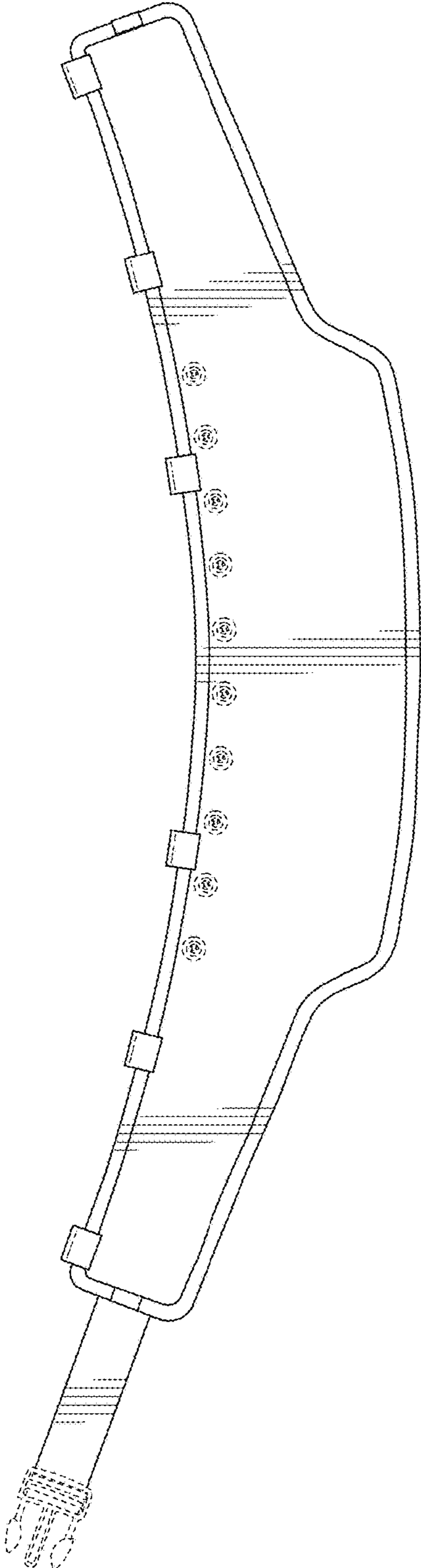


FIG. 3



FIG. 4

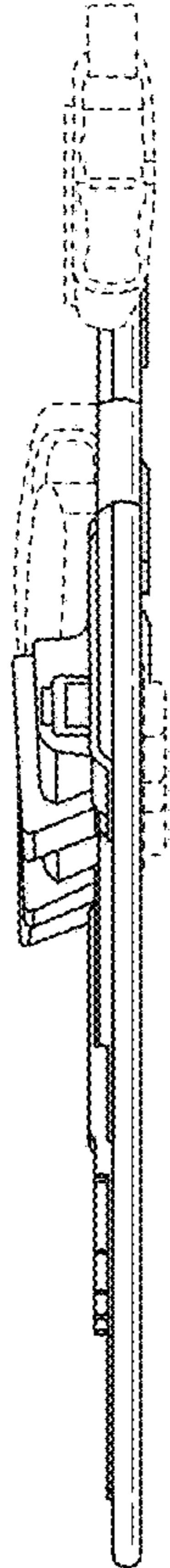


FIG. 5



FIG. 6

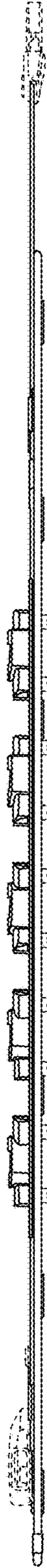


FIG. 7