



US00D851563S

(12) **United States Design Patent** (10) **Patent No.:** **US D851,563 S**
Smith (45) **Date of Patent:** **** *Jun. 18, 2019**

- (54) **HOOD FOR A VEHICLE**
- (71) Applicant: **Jaguar Land Rover Limited**, Whitley, Coventry (GB)
- (72) Inventor: **Luke Smith**, Coventry (GB)
- (73) Assignee: **Jaguar Land Rover Limited**, Whitley, Coventry (GB)
- (*) Notice: This patent is subject to a terminal disclaimer.
- (**) Term: **15 Years**
- (21) Appl. No.: **29/626,458**
- (22) Filed: **Nov. 17, 2017**

(30) **Foreign Application Priority Data**

May 24, 2017 (EM) 004016863

(51) **LOC (11) Cl.** **12-16**

(52) **U.S. Cl.**
USPC **D12/173**

(58) **Field of Classification Search**
USPC D12/86, 91, 93, 163, 164, 165, 166, 167, D12/169, 171, 172, 173, 190, 216
CPC B60R 9/06; B60R 19/02; B60R 19/04; B60R 19/18; B60R 19/44; B60R 19/48; B62D 35/02; B62D 39/00; B62D 65/16; B62D 21/12; B29C 45/16
See application file for complete search history.

(56) **References Cited**

U.S. PATENT DOCUMENTS

- D473,829 S * 4/2003 Hoyle, Jr. D12/173
- D528,482 S * 9/2006 Hamburger D12/181
- D561,665 S * 2/2008 Thomas D12/173
- D597,002 S * 7/2009 Jamieson D12/173
- D619,062 S * 7/2010 Improta D12/173
- D623,100 S * 9/2010 Bimbi D12/173

- D703,119 S * 4/2014 Platto D12/173
- D735,625 S * 8/2015 Mays D12/173
- D739,317 S * 9/2015 McMahan D12/173
- D740,187 S * 10/2015 Jamieson D12/173
- D762,148 S * 7/2016 Platto D12/173

(Continued)

Primary Examiner — Susan Bennett Hattan
Assistant Examiner — Suzanne E Tisdell
(74) *Attorney, Agent, or Firm* — Wood Herron & Evans LLP


(57) **CLAIM**

The ornamental design for a hood for a vehicle, as shown and described.

DESCRIPTION

FIG. 1 is a front left perspective view of a hood for a vehicle according to the present invention.
FIG. 2 is a front right perspective view of the hood for a vehicle shown in FIG. 1.
FIG. 3 is a front view thereof.
FIG. 4 is a rear view thereof.
FIG. 5 is a front perspective view thereof.
FIG. 6 is a left side view thereof.
FIG. 7 is a right side view thereof.
FIG. 8 is a front left perspective view thereof.
FIG. 9 is a front right perspective view thereof.
FIG. 10 is a top view thereof.
FIG. 11 is a bottom view thereof.
FIG. 12 is a rear left perspective view thereof.
FIG. 13 is a rear right perspective view thereof; and, FIG. 14 is a top view of the hood for a vehicle shown in FIGS. 1-13, but mounted on a vehicle, with the rest of the vehicle shown in de-emphasized and half-tone portions to illustrate environmental structure.
More particularly, in FIG. 14, the hood for a vehicle is shown within the broken line, and the elements shown outside the broken line form no part of the claimed invention, but are included to show environmental aspects thereof.

1 Claim, 14 Drawing Sheets



(56)

References Cited

U.S. PATENT DOCUMENTS

D772,768 S * 11/2016 Chiang D12/173
D777,220 S * 1/2017 Powell D15/31
2004/0256024 A1* 12/2004 Schlachter B60K 15/04
141/86
2006/0048986 A1* 3/2006 Bracciano B60H 1/28
180/69.2
2006/0201727 A1* 9/2006 Chan B62D 25/105
180/69.25
2017/0355400 A1* 12/2017 Weston B60R 13/005

* cited by examiner




FIG. 1




FIG. 2




FIG. 3




FIG. 4




FIG. 5




FIG. 6




FIG. 7




FIG. 8




FIG. 9




FIG. 10




FIG. 11




FIG. 12




FIG. 13




FIG. 14

UNITED STATES PATENT AND TRADEMARK OFFICE
CERTIFICATE OF CORRECTION

PATENT NO. : D851,563 S
APPLICATION NO. : 29/626458
DATED : June 18, 2019
INVENTOR(S) : Luke Smith

Page 1 of 1

It is certified that error appears in the above-identified patent and that said Letters Patent is hereby corrected as shown below:

On the Title Page

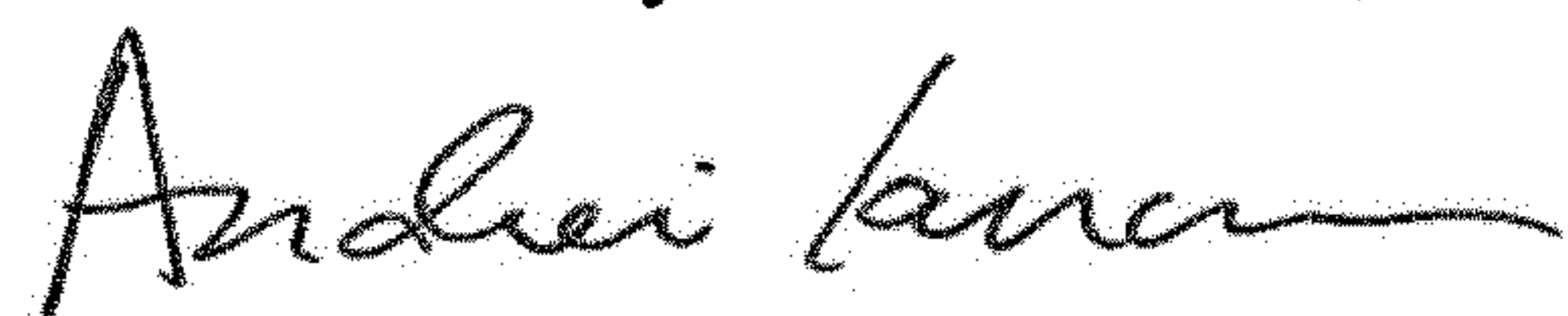
Column 2, under the Description, Line 8, "FIG. 6 is a left side view thereof." should read --FIG. 6 is a left side elevational view thereof.--.

Column 2, under the Description, Line 9, "FIG. 7 is a right side view thereof." should read --FIG. 7 is a right side elevational view thereof.--.

Column 2, under the Description, Line 10, "FIG. 8 is a front left perspective view thereof." should read --FIG. 8 is a top left perspective view thereof.--.

Column 2, under the Description, Line 11, "FIG. 9 is a front right perspective view thereof." should read --FIG. 9 is a top right perspective view thereof.--.

Signed and Sealed this
Nineteenth Day of November, 2019



Andrei Iancu
Director of the United States Patent and Trademark Office