



US00D851553S

(12) **United States Design Patent**
Anderson et al.

(10) **Patent No.:** **US D851,553 S**
(45) **Date of Patent:** **** Jun. 18, 2019**

- (54) **GRILLE FOR VEHICLE**
- (71) Applicant: **Volvo Lastvagnar AB**, Göteborg (SE)
- (72) Inventors: **Ian Anderson**, Greensboro, NC (US);
Jeff Cotner, Greensboro, NC (US);
Miles Waterhouse, Greensboro, NC (US)
- (73) Assignee: **VOLVO LASTVAGNAR AB**,
Gothenburg (SE)
- (**) Term: **15 Years**
- (21) Appl. No.: **29/647,421**
- (22) Filed: **May 12, 2018**

Related U.S. Application Data

- (62) Division of application No. 29/600,039, filed on Apr. 10, 2017, now Pat. No. Des. 825,405.
- (51) **LOC (11) Cl.** **12-16**
- (52) **U.S. Cl.**
USPC **D12/163**
- (58) **Field of Classification Search**
USPC D12/163, 169, 196, 86, 90-92, 88
CPC B62D 25/08; B60K 11/08; B60R 19/05
See application file for complete search history.

(56) **References Cited**

U.S. PATENT DOCUMENTS

D459,684 S *	7/2002	Sakae	D12/163
D472,850 S *	4/2003	Frasher	D12/91
D486,102 S *	2/2004	Perfetti	D12/163
D491,118 S *	6/2004	Matsumoto	D12/163
D494,101 S *	8/2004	Zavatski	D12/92

D500,268 S *	12/2004	Otto	D12/163
D501,808 S *	2/2005	Otto	D12/163
D513,482 S *	1/2006	Hattori	D12/163
D527,317 S *	8/2006	Karikomi	D12/163
D541,194 S *	4/2007	Levy	D12/92
D619,053 S *	7/2010	Mattin	D12/163
D803,730 S *	11/2017	Ito	D12/163
D805,964 S *	12/2017	Whitla	D12/163
D809,978 S *	2/2018	Myrberg	D12/163
D811,954 S *	3/2018	Park	D12/163
D823,184 S *	7/2018	Yates	D12/163
D825,405 S *	8/2018	Anderson	D12/163
D830,240 S *	10/2018	Hallgren	D12/163
D840,880 S *	2/2019	Beaven	D12/163

OTHER PUBLICATIONS

Images of Volvo VNL Truck, released 2002, 2 pages.

* cited by examiner

Primary Examiner — Robin V Webster

Assistant Examiner — Rachel A Voorhies

(74) *Attorney, Agent, or Firm* — Tucker Ellis LLP

(57) **CLAIM**

The ornamental design for a grille for vehicle, as shown and described.

DESCRIPTION

FIG. 1 is a perspective view of a grille for vehicle showing our new design.

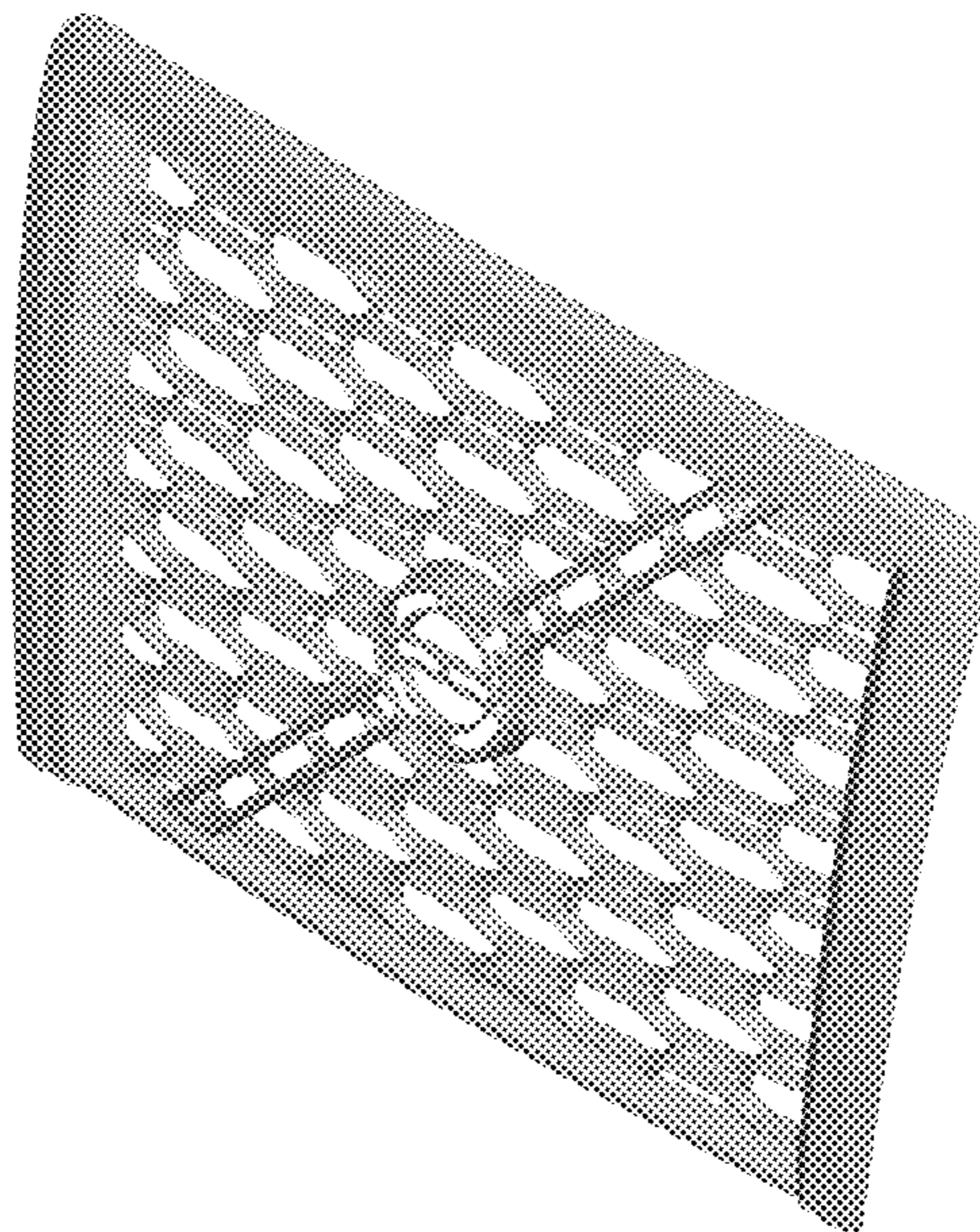
FIG. 2 is a front view thereof.

FIG. 3 is a right side view thereof.

FIG. 4 is a left side view thereof; and,

FIG. 5 is a top view thereof.

1 Claim, 3 Drawing Sheets



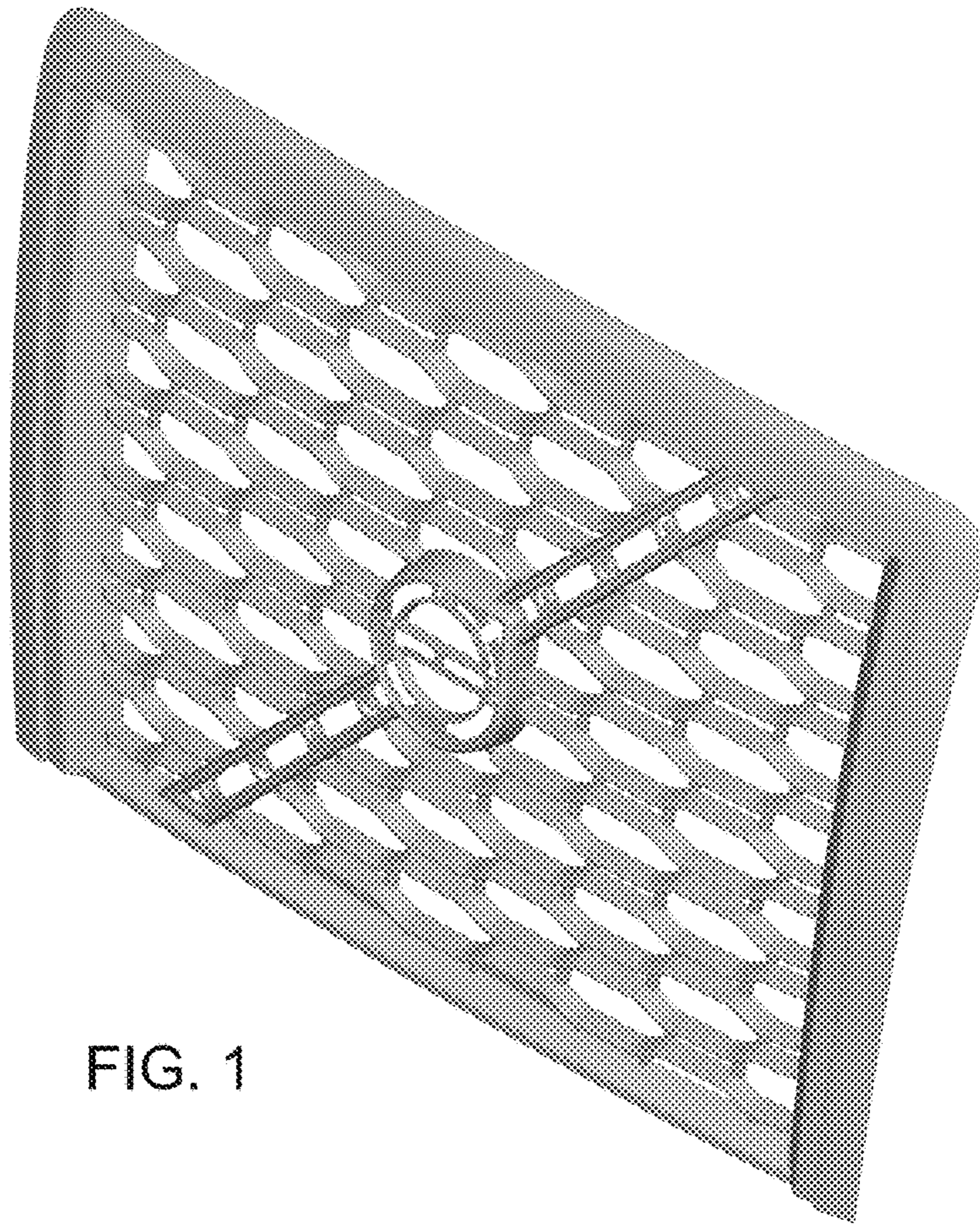


FIG. 1

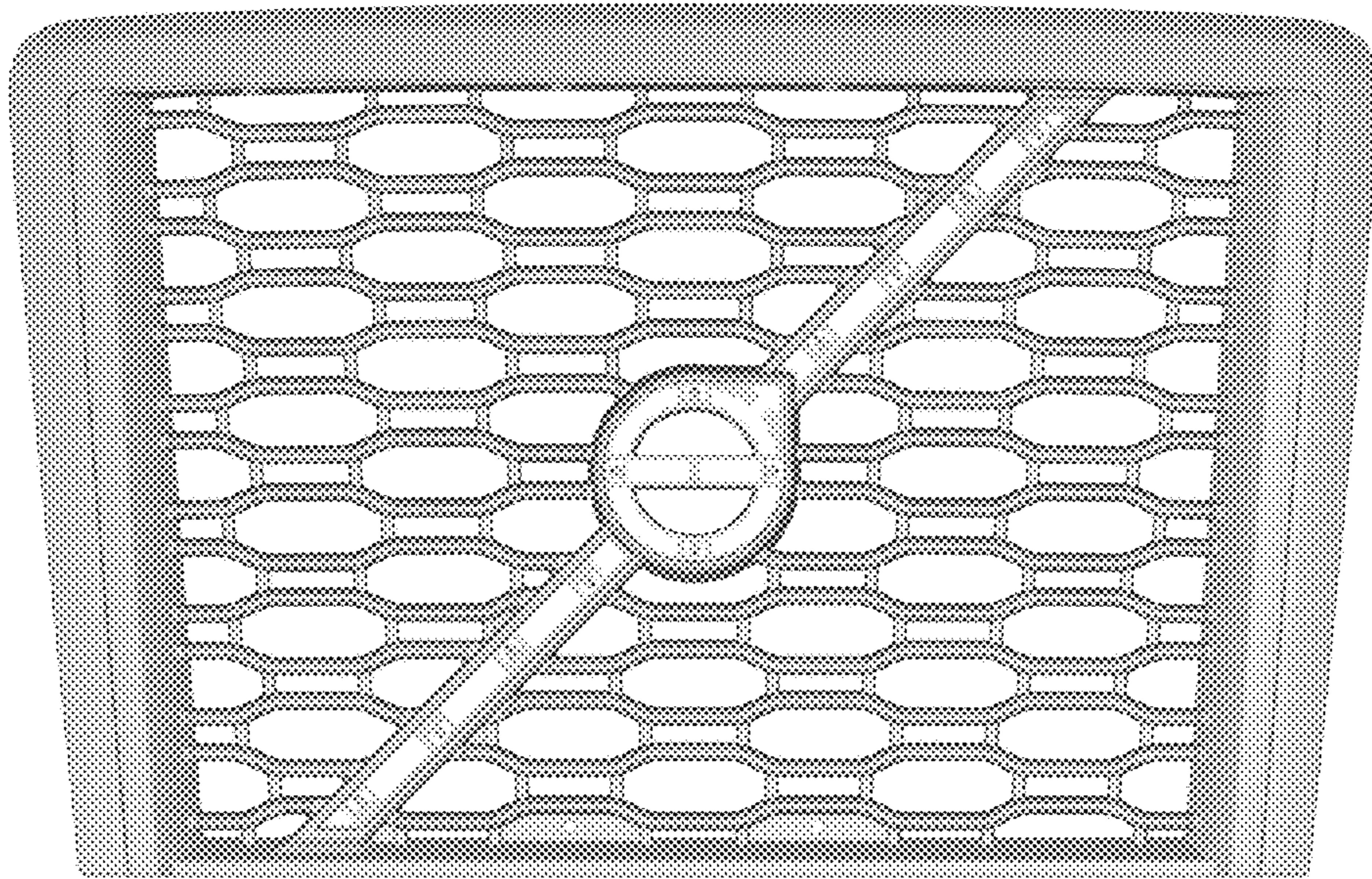


FIG. 2




FIG. 3




FIG. 4



FIG. 5