



US00D851535S

(12) **United States Design Patent**
Bhosale

(10) **Patent No.:** **US D851,535 S**

(45) **Date of Patent:** **** Jun. 18, 2019**

(54) **JEWEL SETTING**

(71) Applicant: **Jewelex New York, Ltd.**, New York,
NY (US)

(72) Inventor: **Nayan Ramchandra Bhosale**,
Maharashtra (IN)

(73) Assignee: **JEWELX NEW YORK, LTD.**, New
York, NY (US)

(**) Term: **15 Years**

(21) Appl. No.: **29/676,735**

(22) Filed: **Jan. 14, 2019**

Related U.S. Application Data

(63) Continuation-in-part of application No. 15/279,247,
filed on Sep. 28, 2016, now abandoned.

(51) **LOC (11) Cl.** **11-01**

(52) **U.S. Cl.**

USPC **D11/91**

(58) **Field of Classification Search**

USPC D11/1-6, 26, 32, 34-36, 40-44, 56, 83,
D11/91, 92

CPC A44C 5/00; A44C 5/0053; A44C 5/0084;
A44C 5/0092; A44C 5/12; A44C 5/14;
A44C 1/00; A44C 15/00; A44C 17/006;
A44C 17/02; A44C 17/04; A44C 17/043;
A44C 17/046

See application file for complete search history.

(56) **References Cited**

U.S. PATENT DOCUMENTS

2,273,227 A 2/1942 Simmons
D322,043 S * 12/1991 Chia D11/6
D325,710 S * 4/1992 Chia D11/6

D331,726 S * 12/1992 Chia D11/6
D337,069 S * 7/1993 Chia D11/6
7,444,835 B2 11/2008 Mehta
7,861,555 B2 1/2011 Seliktar
8,215,126 B2 7/2012 Mattar
D692,342 S 10/2013 Bennett
D726,577 S * 4/2015 Weems D11/40
9,582,615 B2 2/2017 Carbonera
2015/0342310 A1* 12/2015 Kei A44C 17/04
63/28
2019/0021459 A1* 1/2019 Lin A44C 17/04

* cited by examiner

Primary Examiner — Cynthia Ramirez

Assistant Examiner — L. Martinez

(74) *Attorney, Agent, or Firm* — Andrew F. Young, Esq.;
Lackebach Siegel, LLP

(57) **CLAIM**

The ornamental design for a jewel setting, as shown and
described.

DESCRIPTION

FIG. 1 is right front top perspective view of a jewel setting
showing my new design.

FIG. 2 is a left front top perspective view thereof.

FIG. 3 is a rear top perspective view thereof.

FIG. 4 is a front elevation view thereof.

FIG. 5 is a rear elevation view thereof.

FIG. 6 is a right side elevation view thereof.


FIG. 7 is a left side elevation view thereof.

FIG. 8 is top plan view thereof; and,

FIG. 9 is a bottom plan view thereof.

No claim is made to portions which are not shown. The
dash-dash lines represent portions of the jewel setting that
form no part of the claimed design. The dash-dot lines
represent the bounds of the claimed design and form no part
thereof.

1 Claim, 9 Drawing Sheets






FIG. 1




FIG. 2




FIG. 3




FIG. 4




FIG. 5




FIG. 6

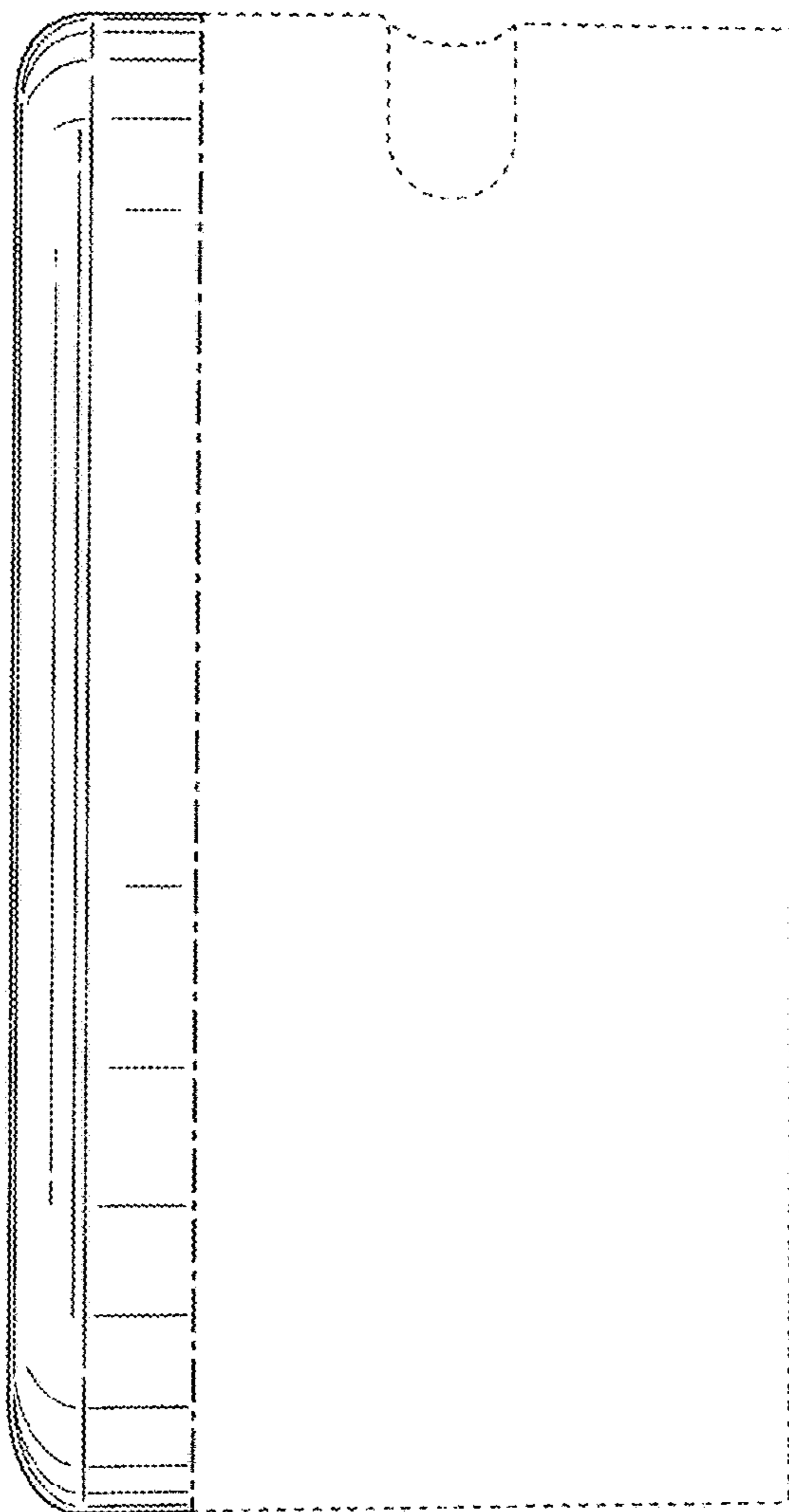


FIG. 7

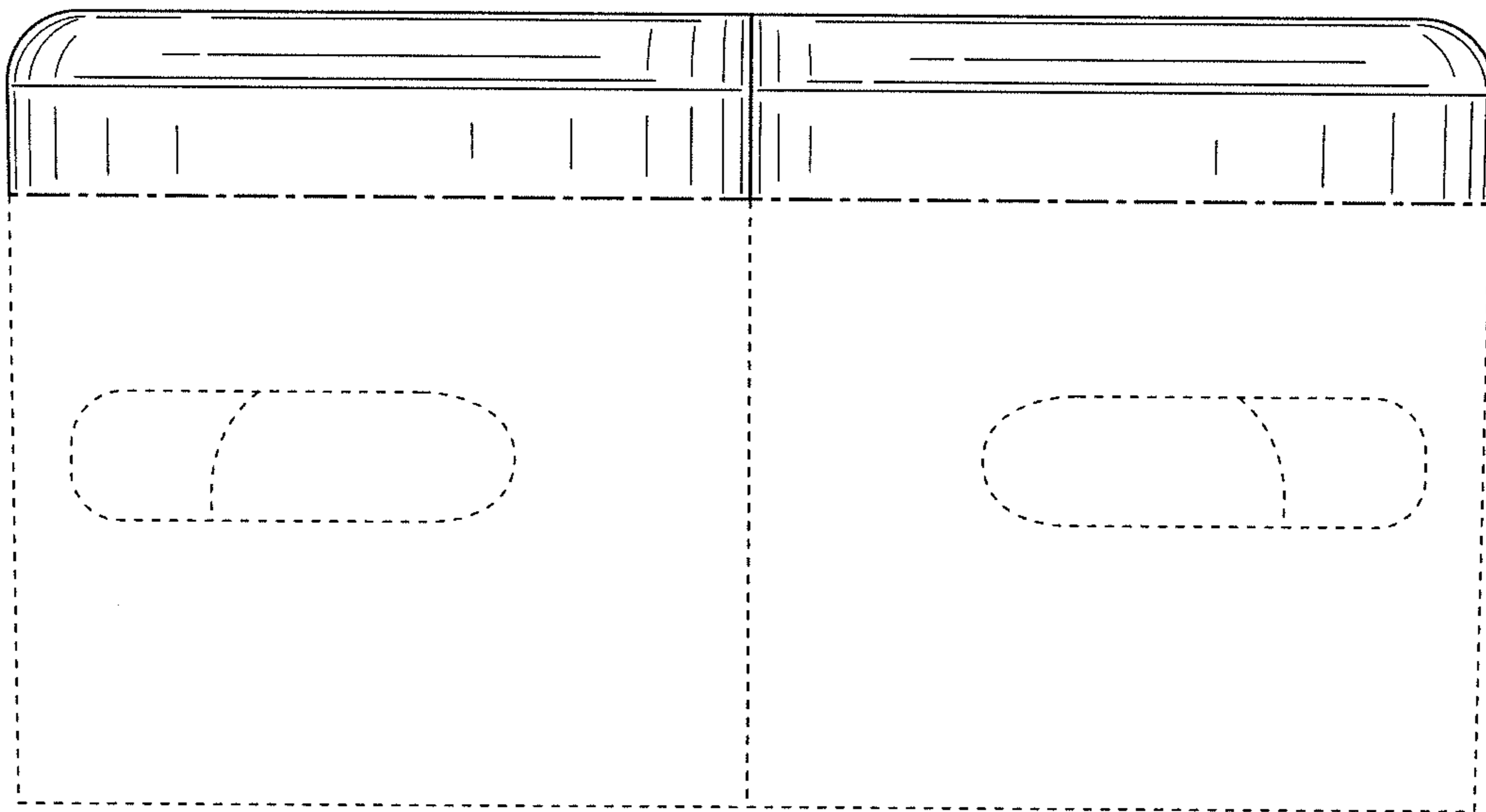


FIG. 8

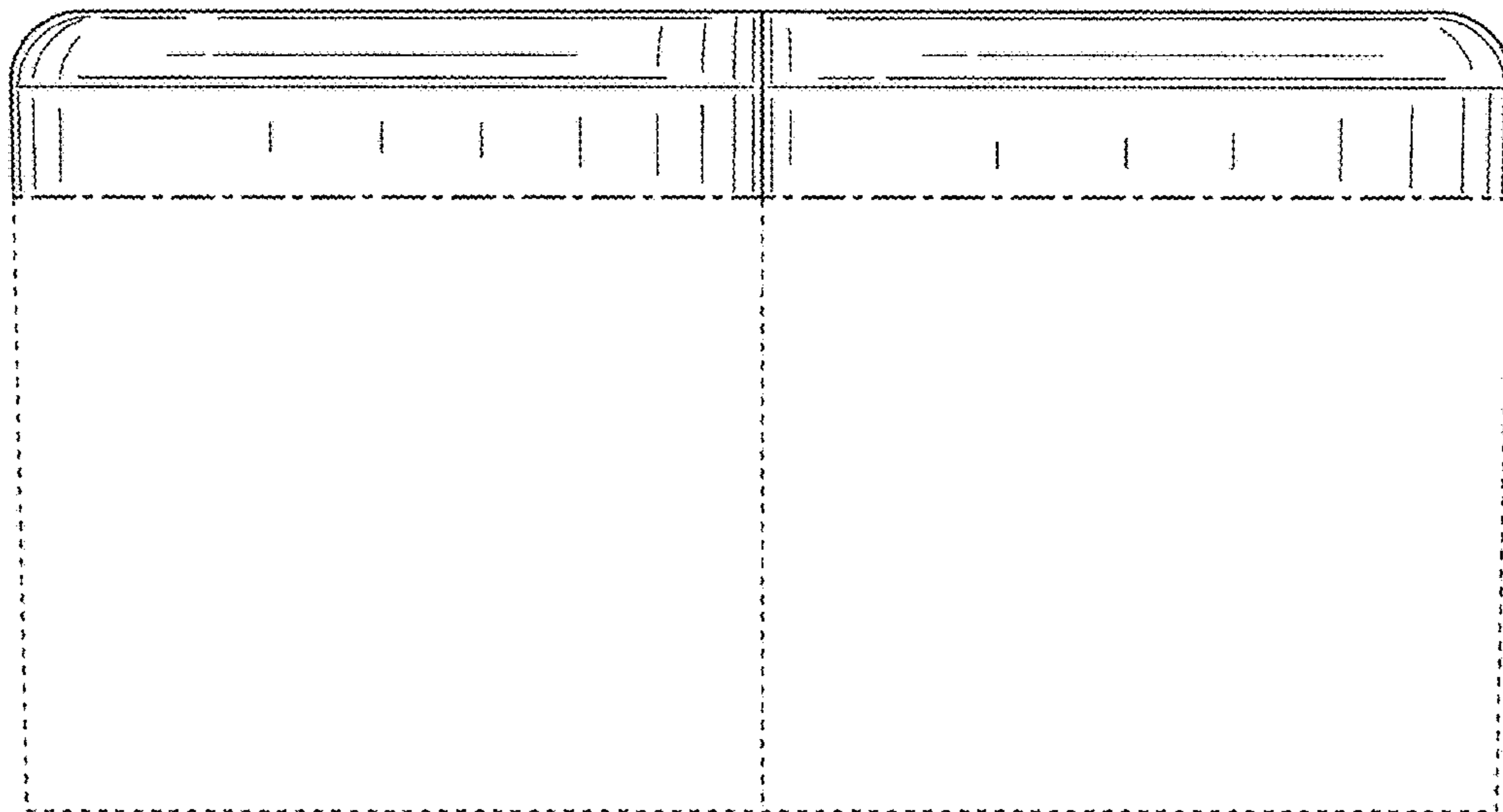


FIG. 9