



US00D851510S

(12) **United States Design Patent** (10) **Patent No.:** **US D851,510 S**  
**Jans** (45) **Date of Patent:** **\*\* Jun. 18, 2019**

(54) **MEASUREMENT TOOL**

(71) Applicant: **BIOCARTIS NV**, Mechelen (BE)

(72) Inventor: **Caroline Jans**, Mechelen (BE)

(73) Assignee: **BIOCARTIS NV**, Mechelen (BE)

(\*\*) Term: **15 Years**

(21) Appl. No.: **29/630,419**

(22) Filed: **Dec. 20, 2017**

(30) **Foreign Application Priority Data**

Oct. 30, 2017 (EM) ..... 004426617-0001

(51) **LOC (11) Cl.** ..... **10-04**

(52) **U.S. Cl.**  
USPC ..... **D10/71; D10/64**

(58) **Field of Classification Search**  
 USPC ..... D10/64, 65, 71  
 CPC ..... B43L 13/02; B43L 13/04; B43L 13/041;  
 B43L 13/043; B43L 13/045; B43L  
 13/046; B43L 13/048; B43L 13/06; B43L  
 13/08; B43L 13/20; B43L 13/201; B43L  
 13/203; B43L 13/205; B43L 13/206;  
 B43L 13/208; B43L 7/005; B43L 7/027;  
 B43L 7/10; B43L 7/12; B43L 7/125;  
 B43L 7/14; G01B 3/14; G01B 3/566

See application file for complete search history.

(56) **References Cited**

U.S. PATENT DOCUMENTS

D608,668 S \* 1/2010 Tucker ..... D10/64  
 D628,100 S \* 11/2010 Homer ..... D10/64  
 D817,790 S \* 5/2018 Guldenstern ..... D10/64  
 D830,205 S \* 10/2018 Horton ..... D10/64

\* cited by examiner

*Primary Examiner* — Antoine Duval Davis

(74) *Attorney, Agent, or Firm* — Symbus Law Group, LLC; Clifford D. Hyra

(57) **CLAIM**

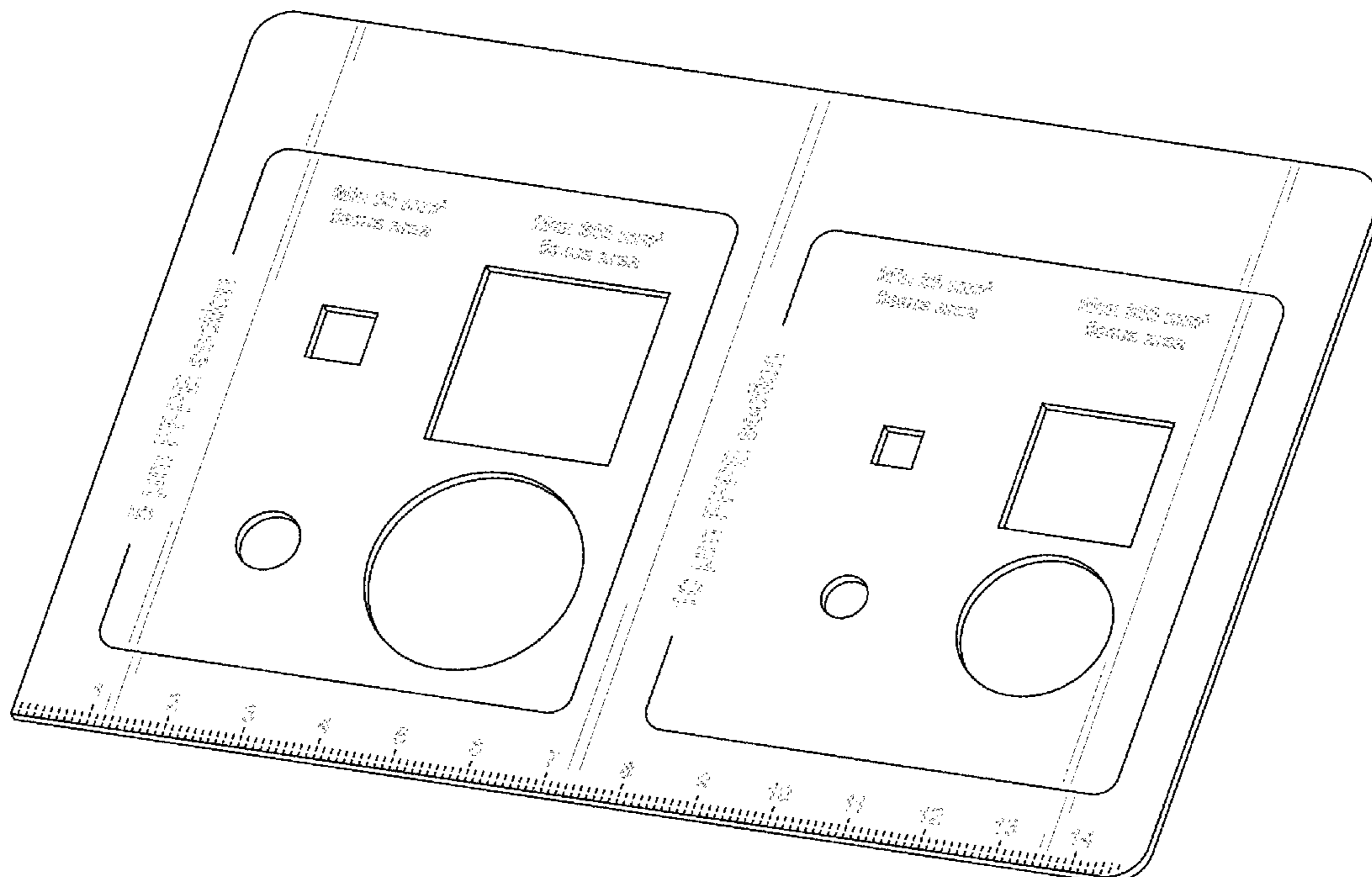
The ornamental design for a measurement tool, as shown and described.

**DESCRIPTION**

FIG. 1 is a perspective view of the measurement tool, showing the top, right and bottom sides thereof; FIG. 2 is a top view thereof; FIG. 3 is a left side view thereof; FIG. 4 is a right side view thereof; FIG. 5 is a top view thereof; and, FIG. 6 is a bottom view thereof.

The broken lines in the drawings are included for the purpose of illustrating subject matter that forms no part of the claimed design.

**1 Claim, 4 Drawing Sheets**



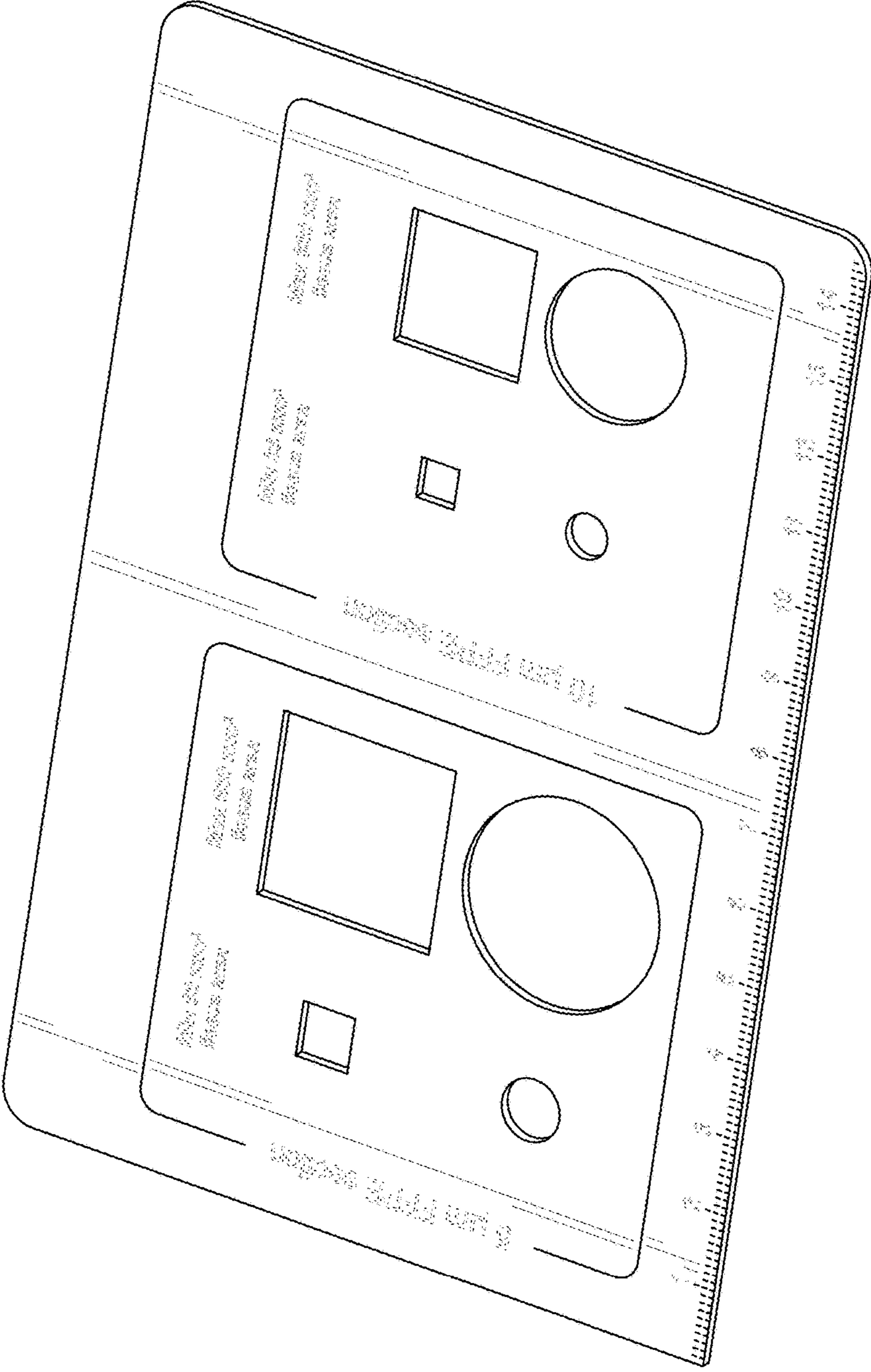


FIG. 1

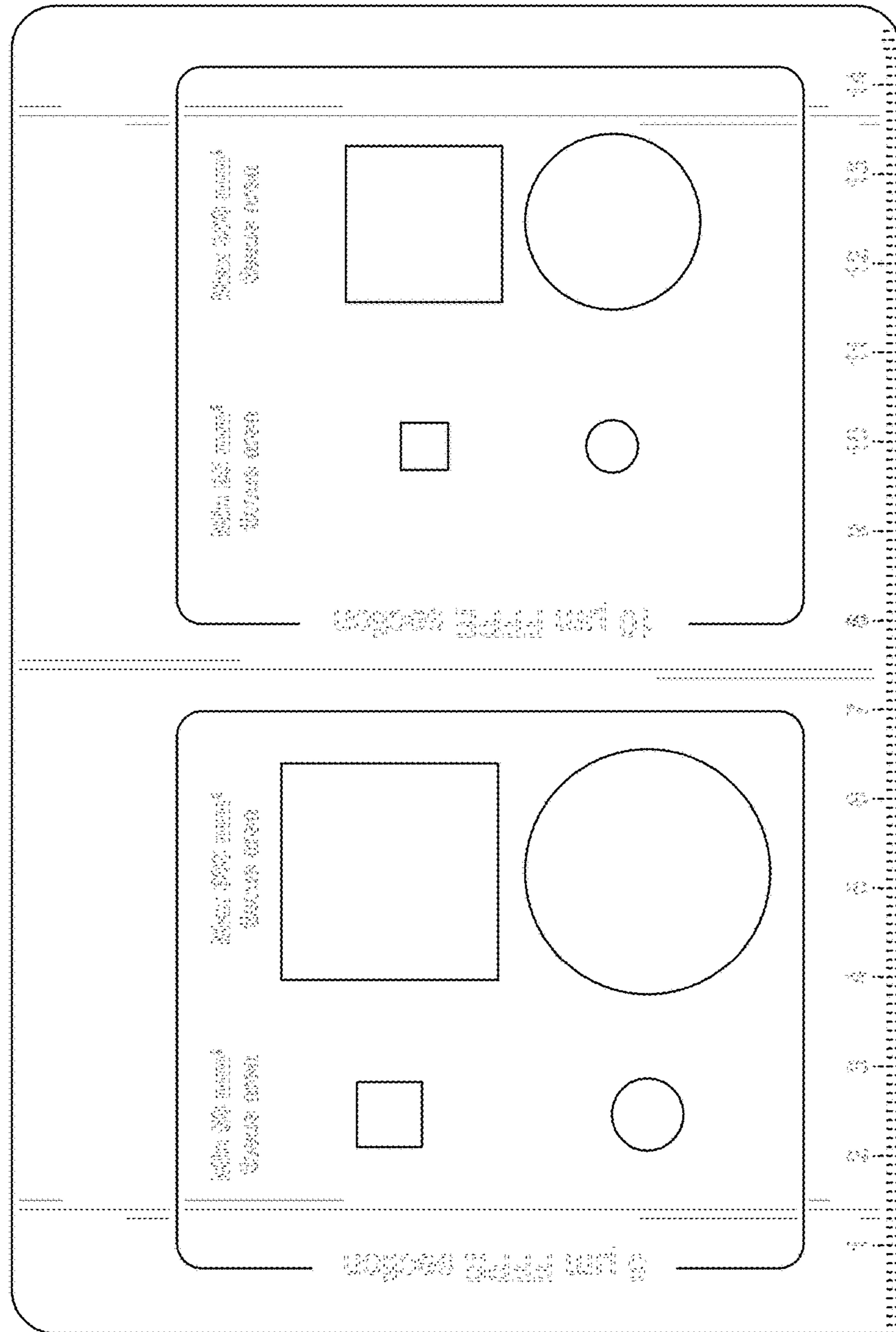


FIG. 2




FIG. 4




FIG. 3



FIG. 5



FIG. 6