



US00D851495S

(12) **United States Design Patent** (10) **Patent No.:** **US D851,495 S**  
**Kataoka et al.** (45) **Date of Patent:** **\*\* Jun. 18, 2019**

(54) **PACKAGING BOTTLE**

FOREIGN PATENT DOCUMENTS

(71) Applicant: **SUNTORY HOLDINGS LIMITED,**  
Osaka (JP)

AU 320975 9/2008  
AU 337731 7/2011

(Continued)

(72) Inventors: **Keisuke Kataoka,** Tokyo (JP);  
**Katsuyuki Fujimoto,** Tokyo (JP)

OTHER PUBLICATIONS

(73) Assignee: **SUNTORY HOLDINGS LIMITED,**  
Osaka (JP)

Notice of Allowance in Taiwan Counterpart Patent Appl. No. 106304616, dated Mar. 16, 2018, along with an English translation thereof.

(\*\*) Term: **15 Years**

*Primary Examiner* — Sandra L Morris

(21) Appl. No.: **29/615,259**

(74) *Attorney, Agent, or Firm* — Greenblum & Bernstein, P.L.C.

(22) Filed: **Aug. 28, 2017**

(57) **CLAIM**

(30) **Foreign Application Priority Data**

We claim the ornamental design for a packaging bottle, as shown and described.

Jun. 30, 2017 (JP) ..... 2017-014146

(51) **LOC (11) Cl.** ..... **09-01**

(52) **U.S. Cl.**

USPC ..... **D9/645; D9/559; D9/563**

**DESCRIPTION**

(58) **Field of Classification Search**

USPC ..... D3/270, 271.1–271.4; D7/509–511,  
D7/514–521, 529, 594, 599, 604, 613,  
D7/619.2, 623, 628; D9/600, 649, 667,  
D9/500–505, 516, 520, 537–546,  
D9/549–558, 764; 206/457, 459.5, 527;  
215/381–384, 400

FIG. 1 is a top, front, right side perspective view of a packaging bottle;  
FIG. 2 is a front elevational view thereof;  
FIG. 3 is a rear elevational view thereof;  
FIG. 4 is a top plan view thereof;  
FIG. 5 is a bottom plan view thereof;  
FIG. 6 is a right side elevational view thereof;  
FIG. 7 is a left side elevational view thereof;  
FIG. 8 is a cross-sectional view of the packaging bottle taken along section line 8-8 of FIG. 2; and,  
FIG. 9 is an enlarged view of portion 9-9 of FIG. 8.  
The shade lines in the Figures show contour and not surface ornamentation.

CPC .... B65D 5/4258; B65D 81/60; B65D 81/365;  
B65D 81/366; B65D 81/368; B65D  
(Continued)

The article of this design is entirely transparent. As shown in the cross-sectional view FIG. 8 and the enlarged view FIG. 9, patterns and characters (Japanese kanji characters) on the surface of the body portion of the article of this design are formed in convex shapes.


(56) **References Cited**

U.S. PATENT DOCUMENTS

D76,180 S 8/1928 Coty  
D86,013 S 1/1932 Wagner  
D105,969 S \* 9/1937 Plummer ..... D9/646

(Continued)

(Continued)



The broken lines in FIG. 5 are included for the purpose of illustrating a portion of the bottom that forms no part of the claimed design.

**1 Claim, 7 Drawing Sheets**

**(58) Field of Classification Search**

CPC .. 2203/00; B65D 2203/02; B65D 5/42; B65D 77/00; A63H 33/16

See application file for complete search history.

**(56) References Cited**

**U.S. PATENT DOCUMENTS**

D195,981	S	*	8/1963	Lorenzen	.....	D7/521
D249,998	S	*	10/1978	Gobleck, Jr.	.....	D9/647
D263,683	S		4/1982	Mansau		
D303,086	S	*	8/1989	Rothfos	.....	D9/559
D306,399	S		3/1990	Rumney		
D355,850	S	*	2/1995	Lee	.....	D9/658
D385,186	S	*	10/1997	Fildan	.....	D9/430
D432,427	S	*	10/2000	Shanahan	.....	D9/560
D452,650	S	*	1/2002	Moore	.....	D9/646
D500,673	S		1/2005	Duboeuf		
D542,136	S		5/2007	Lilico		
D583,247	S	*	12/2008	DeFina	.....	D9/544
D588,010	S	*	3/2009	Shearsby	.....	D9/563
D604,617	S		11/2009	Shearsby et al.		
D661,199	S	*	6/2012	Bennett	.....	D9/559
D704,561	S		5/2014	Manoel		

**FOREIGN PATENT DOCUMENTS**

AU	347050		2/2013	
AU	347051		2/2013	
AU	347052		2/2013	
AU	348505		5/2013	
AU	360809		3/2015	
CA	139756		3/2012	
CA	150912		2/2014	
CA	160078		12/2015	
CA	165865		12/2015	
CA	164136		4/2016	
CN	301316863	S	8/2010	
CN	301378932	S	11/2010	
CN	301416080	S	12/2010	
CN	301424237	S	12/2010	
CN	302187435	S	11/2012	
CN	302740257	S	2/2014	
CN	302740277	S	2/2014	
CN	302840451	S	6/2014	
CN	302980015	S	10/2014	
CN	302980017	S	10/2014	
CN	303066811	S	1/2015	
CN	303539360	S	1/2016	

EP	000189402-0001	8/2004
EP	000345434-0001	5/2005
EP	002233775-0001	5/2013
EP	002233775-0002	5/2013
EP	002233775-0003	5/2013
EP	001373484-0004	6/2013
EP	002765107-0001	11/2015
EP	003073832-0001	4/2016
ES	10147191	4/2000
FR	17105-001	8/1928
FR	22877-001	10/1932
FR	23063-001	11/1932
FR	24319-001	10/1933
FR	57371-001	12/1957
HK	0100458.1	8/2001
HK	310952.3M002	6/2003
HK	1202354.5	11/2012
HK	1301947.4	10/2013
HK	1400315.4	2/2014
HK	1501977.9M001	9/2015
JP	0648123	4/1985
JP	1177823	6/2003
JP	1242134	6/2005
JP	1270592	5/2006
JP	1402399	11/2010
JP	1441294	5/2012
JP	1389773	6/2013
JP	1470852	6/2013
JP	1524790	6/2015
JP	1530908	8/2015
JP	1546394	3/2016
JP	D1598150	2/2018
JP	D1598151	2/2018
KR	30-0338884	11/2003
KR	03-0515304	12/2008
KR	03-0540321	9/2009
KR	03-07497910000	6/2014
KR	30-08294440000	12/2015
MY	12-00738-0207	6/2012
MY	12-01612-0101	11/2012
MY	14-00738-0101	6/2014
NZ	421287	3/2017
PH	3-2006-000444	2/2008
PH	3-2008-000469	10/2008
PH	3-2015-000152	3/2015
SG	D2009860	Z 2/2010
TH	0802002555	9/2010
TH	1402000971	1/2016
TW	576650	2/2004
TW	D142587	9/2011
WO	DM/009059-001	10/1987
WO	DM/016253-001	5/1990
WO	DM/024327-009	1/1993
WO	DM/070110	11/2008
WO	DM/076205-001	6/2011
WO	DM/080891-003	5/2013
WO	DM/081710-001	12/2013
WO	DM/087346	9/2015

\* cited by examiner






FIG. 1

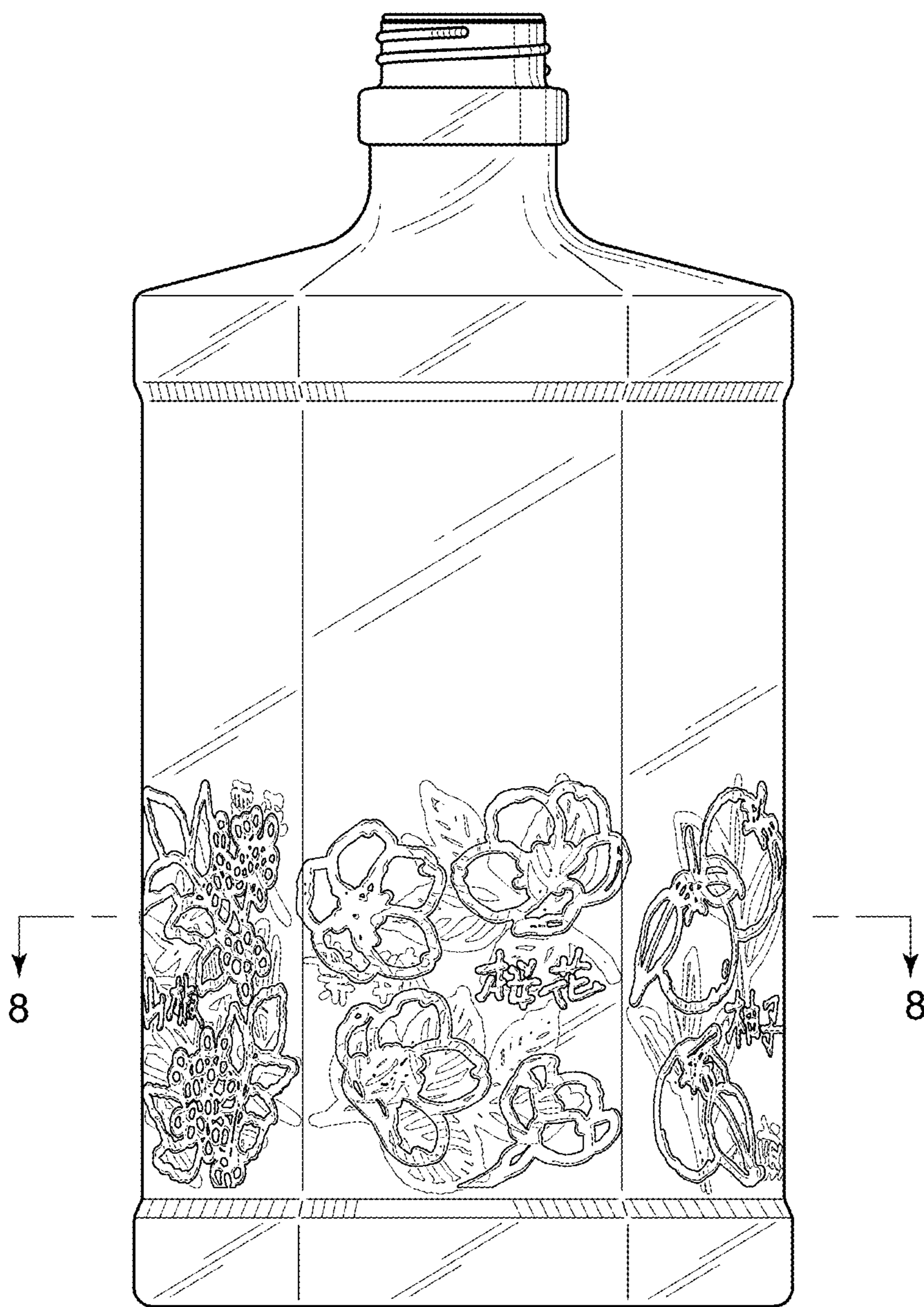


FIG. 2



FIG. 3



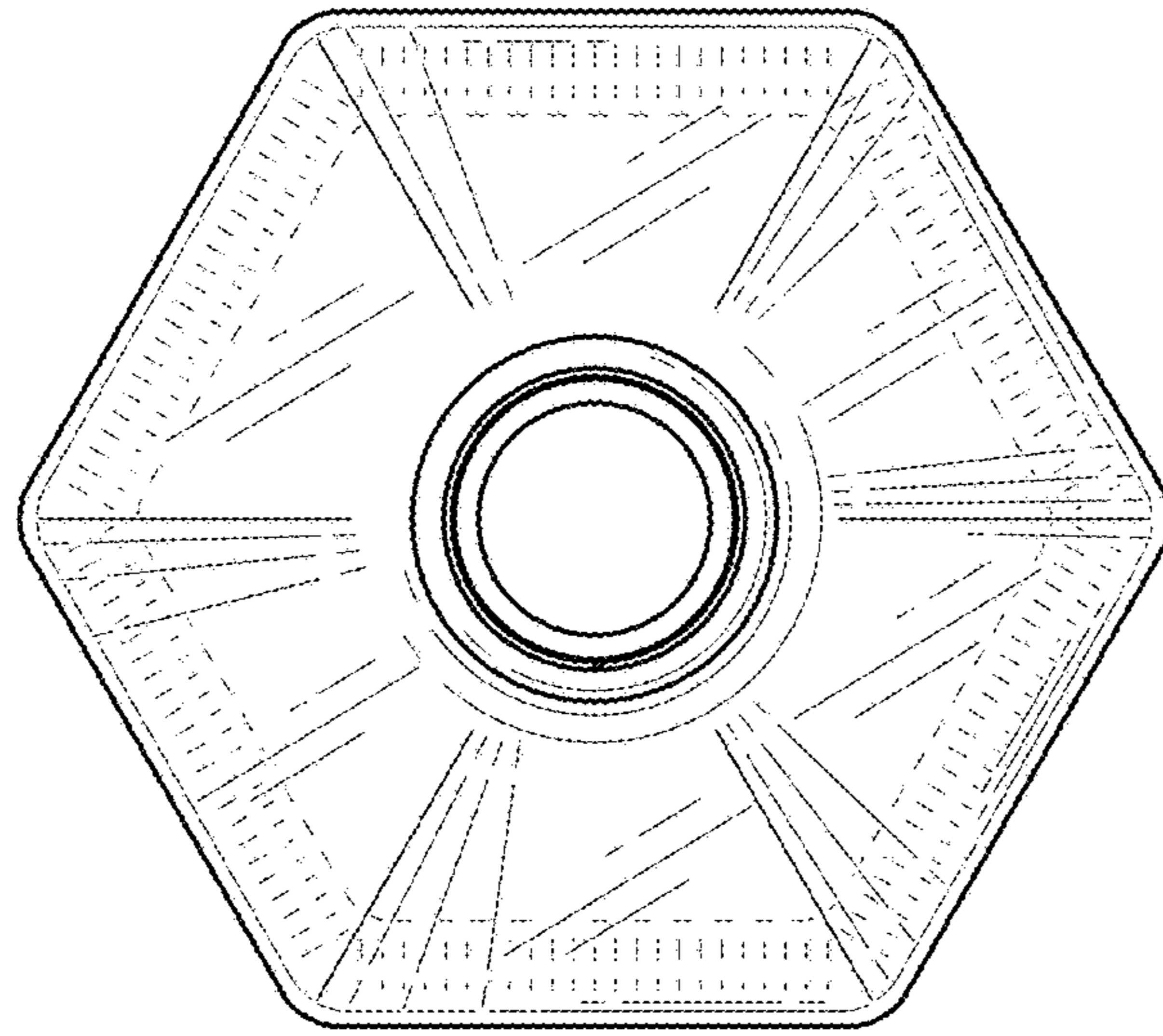


FIG. 4

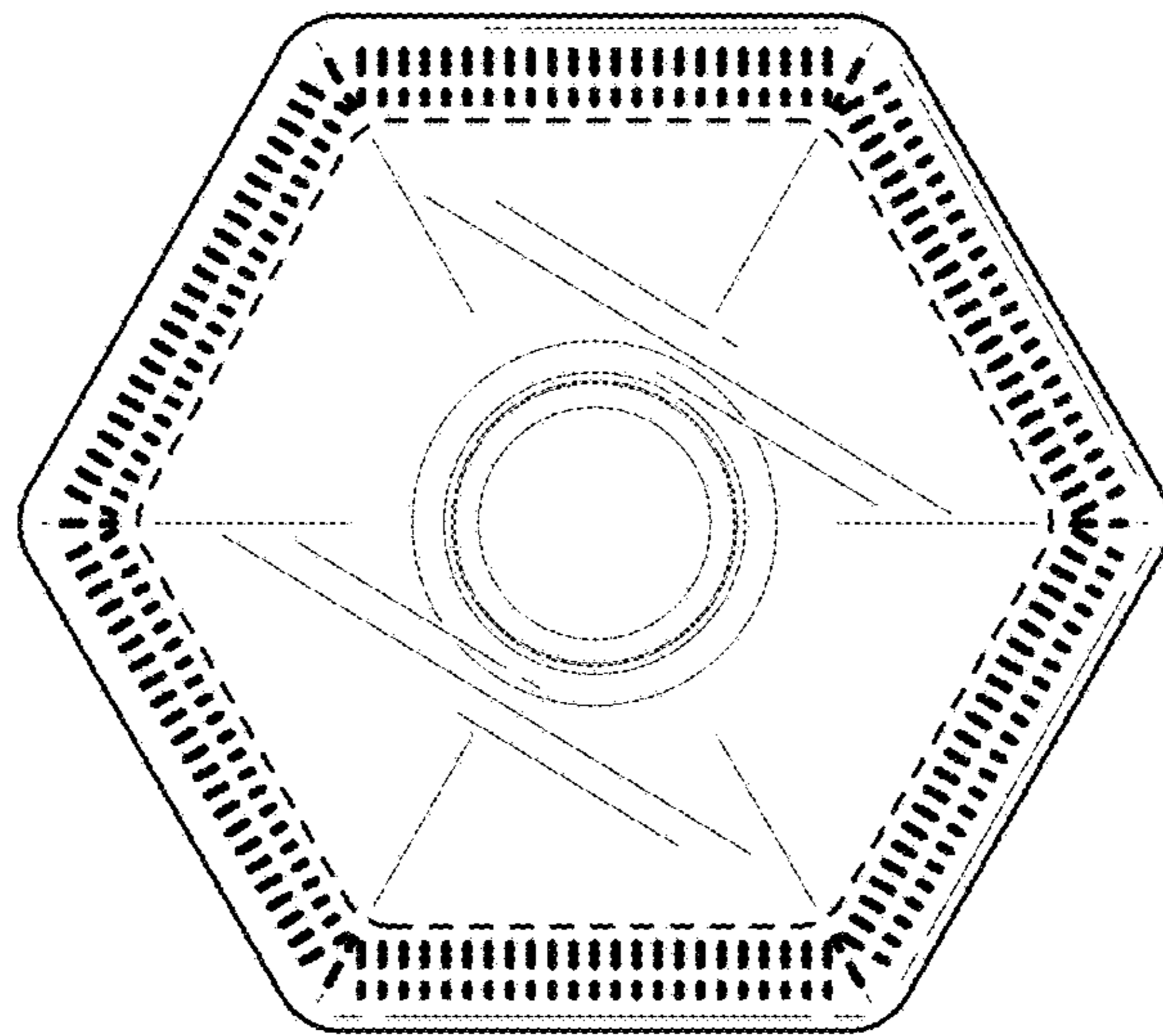


FIG. 5

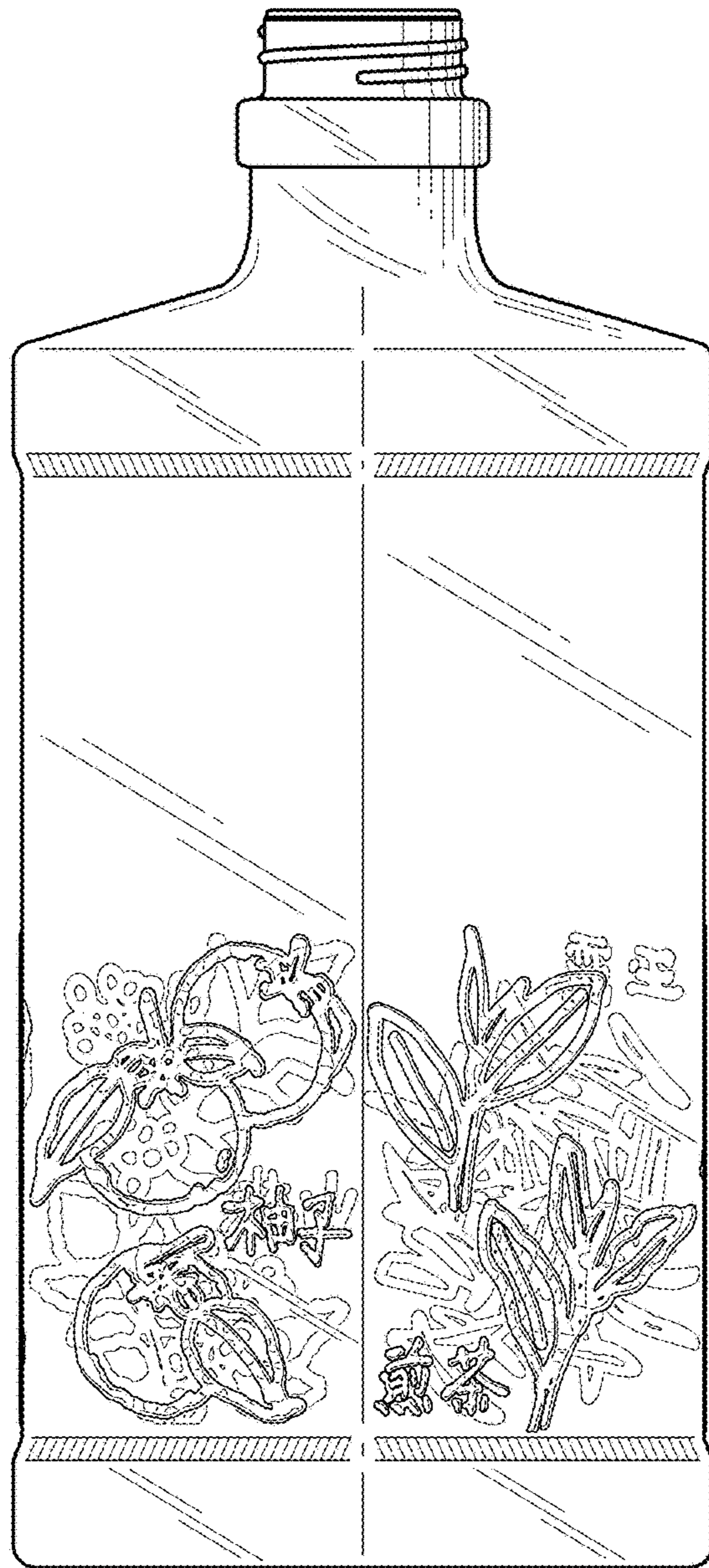


FIG. 6

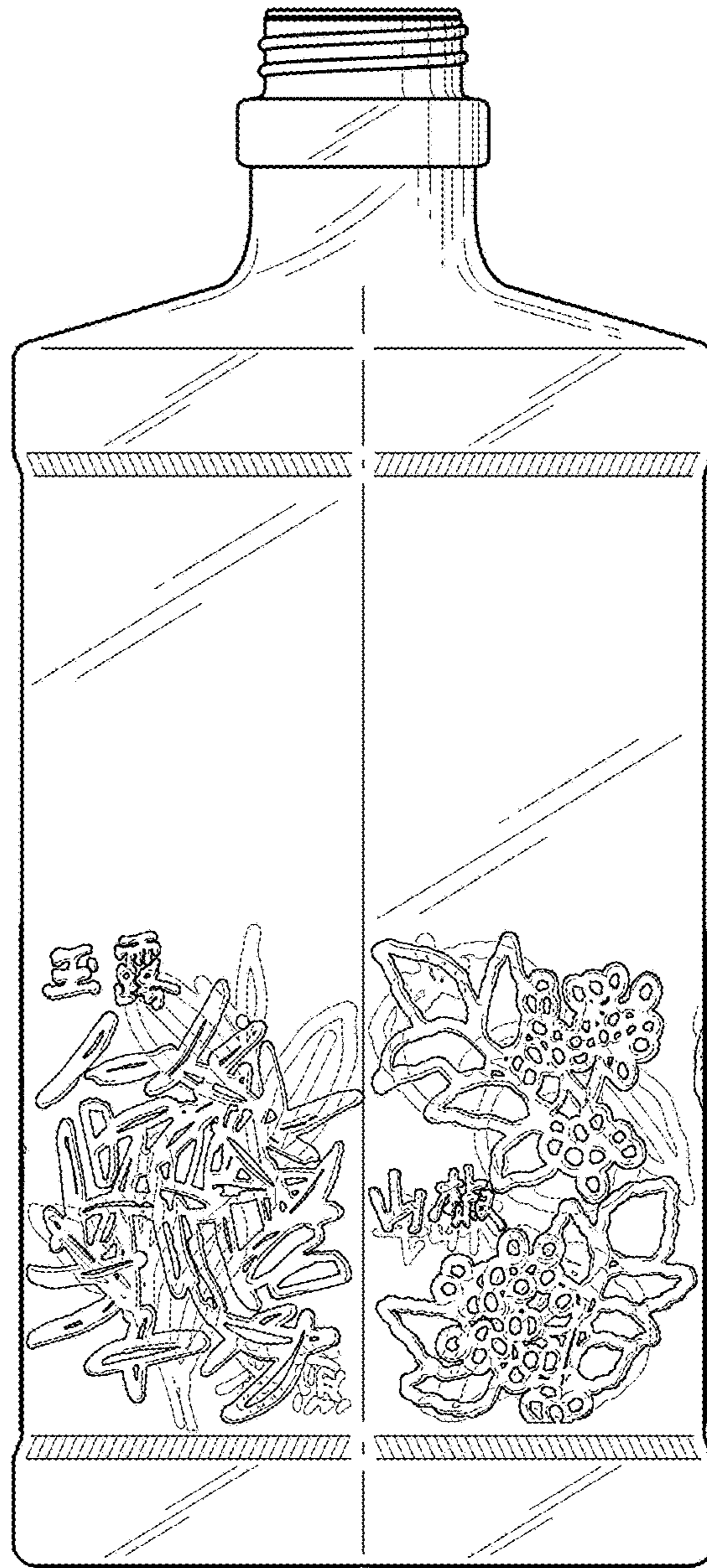


FIG. 7



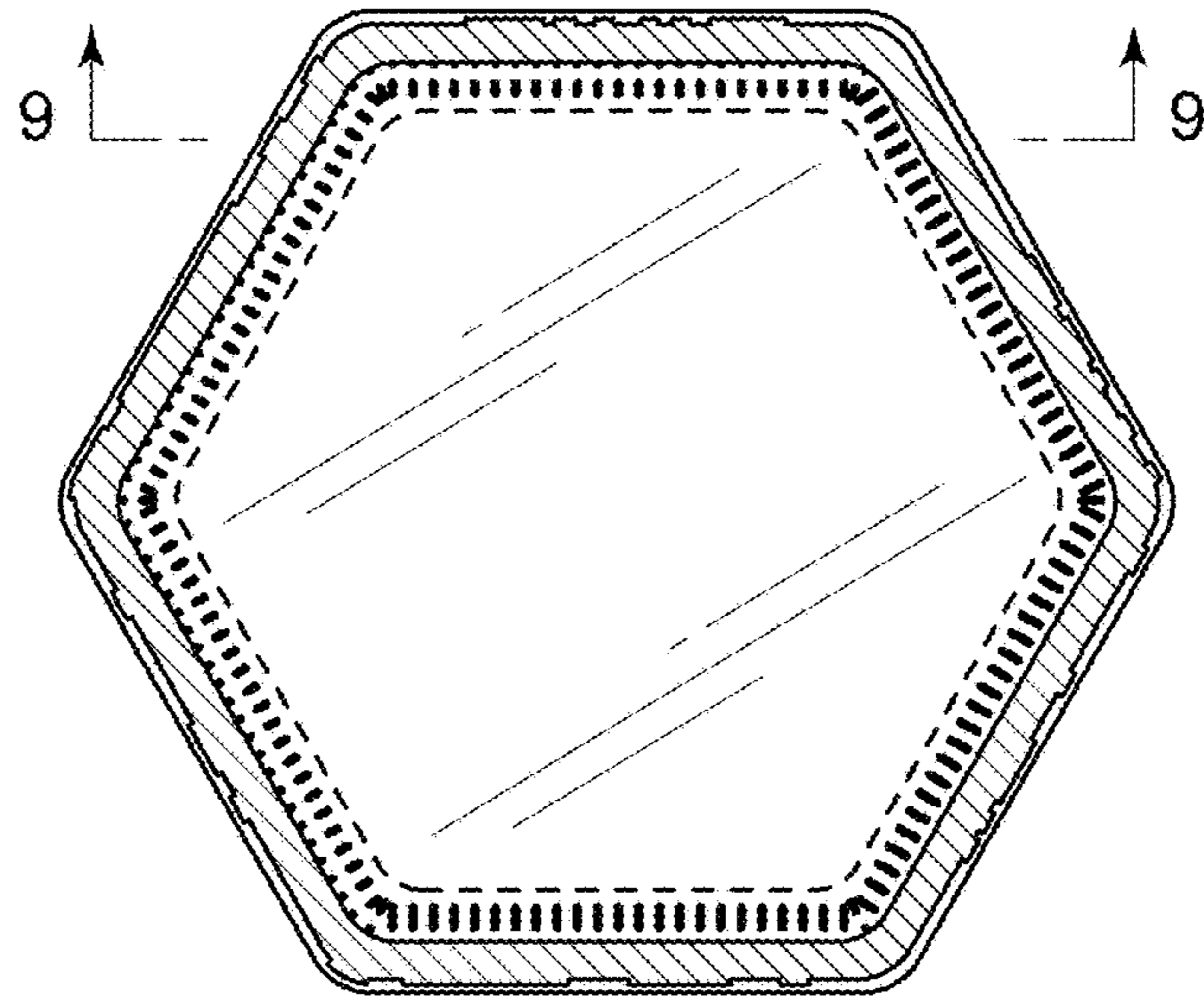


FIG. 8

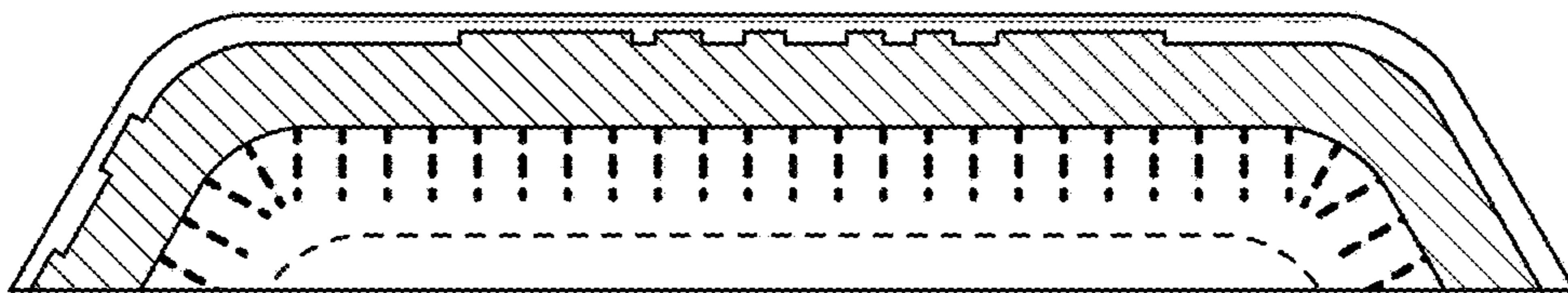


FIG. 9