



US00D851470S

(12) **United States Design Patent**  
**Simpson**

(10) **Patent No.:** **US D851,470 S**

(45) **Date of Patent:** **\*\* Jun. 18, 2019**

- (54) **GRATER**
- (71) Applicant: **Warren Joseph Simpson**, Tauranga (NZ)
- (72) Inventor: **Warren Joseph Simpson**, Tauranga (NZ)
- (\*\*) Term: **15 Years**
- (21) Appl. No.: **29/624,433**
- (22) Filed: **Nov. 1, 2017**
- (51) **LOC (11) Cl.** ..... **07-04**
- (52) **U.S. Cl.**  
USPC ..... **D7/678**
- (58) **Field of Classification Search**  
USPC ..... D7/680–696, 393, 395, 669  
CPC ..... B26B 11/006; A47J 19/04; A47J 17/02;  
A47J 17/04; B26D 1/30; B26D 7/18;  
B26D 9/00  
See application file for complete search history.

- 6,860,441 B2 \* 3/2005 Richardson ..... A47J 43/25  
241/168
- 2004/0247403 A1 \* 12/2004 Grace ..... A47J 43/25  
407/29.15
- 2010/0012758 A1 \* 1/2010 Chalfant ..... A47J 43/25  
241/95
- 2010/0212166 A1 \* 8/2010 Visnack ..... B26B 9/00  
30/346

\* cited by examiner

*Primary Examiner* — Terry A Wallace  
 (74) *Attorney, Agent, or Firm* — Joseph G. Chu; JCIP

(57) **CLAIM**

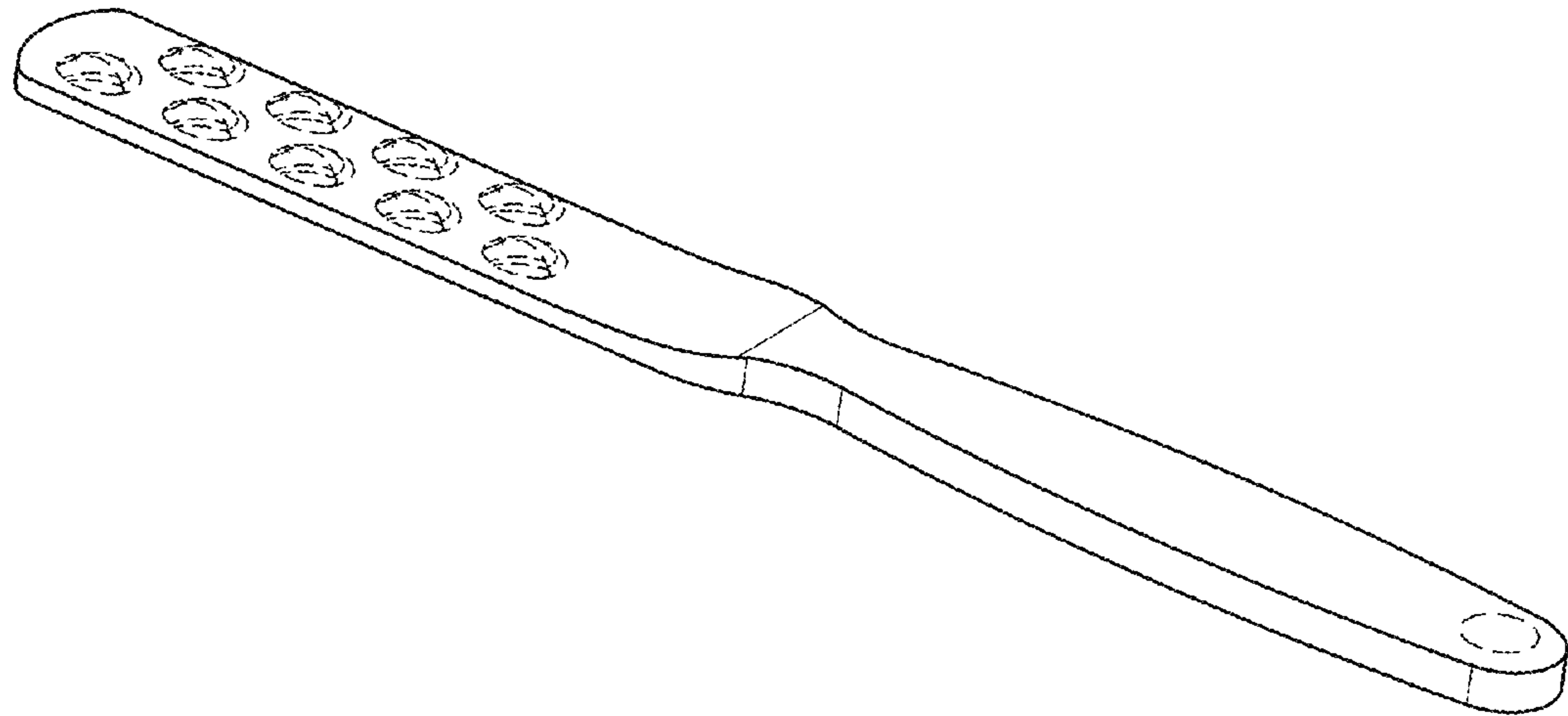
I claim the ornamental design for the grater, as shown and described.

**DESCRIPTION**

FIG. 1 is a bottom view of a grater;  
 FIG. 2 is a side view of the grater;  
 FIG. 3 is a top view of the grater;  
 FIG. 4 is another side view of the grater;  
 FIG. 5 is a top perspective view of the grater; and,  
 FIG. 6 is a bottom perspective view of the grater.  
 The broken lines form no part of the claimed design and are hereby disclaimed.

- (56) **References Cited**  
U.S. PATENT DOCUMENTS
- 2,707,325 A \* 5/1955 Cripps ..... A47G 21/06  
126/19 R
- D437,190 S \* 2/2001 Holcomb ..... D7/678

**1 Claim, 6 Drawing Sheets**



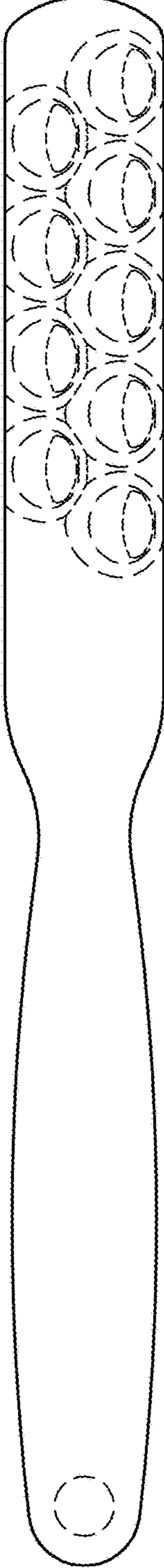


Fig. 1



Fig. 2

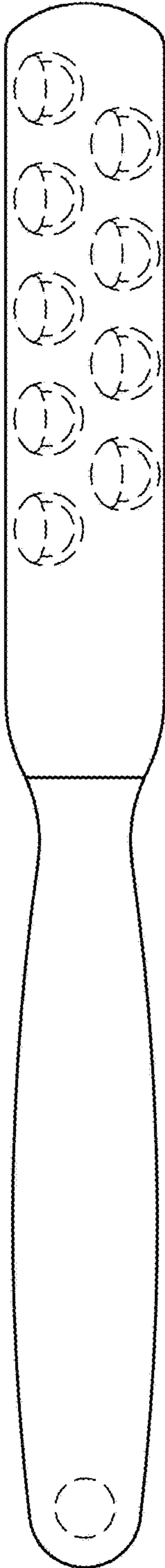


Fig. 3



Fig. 4

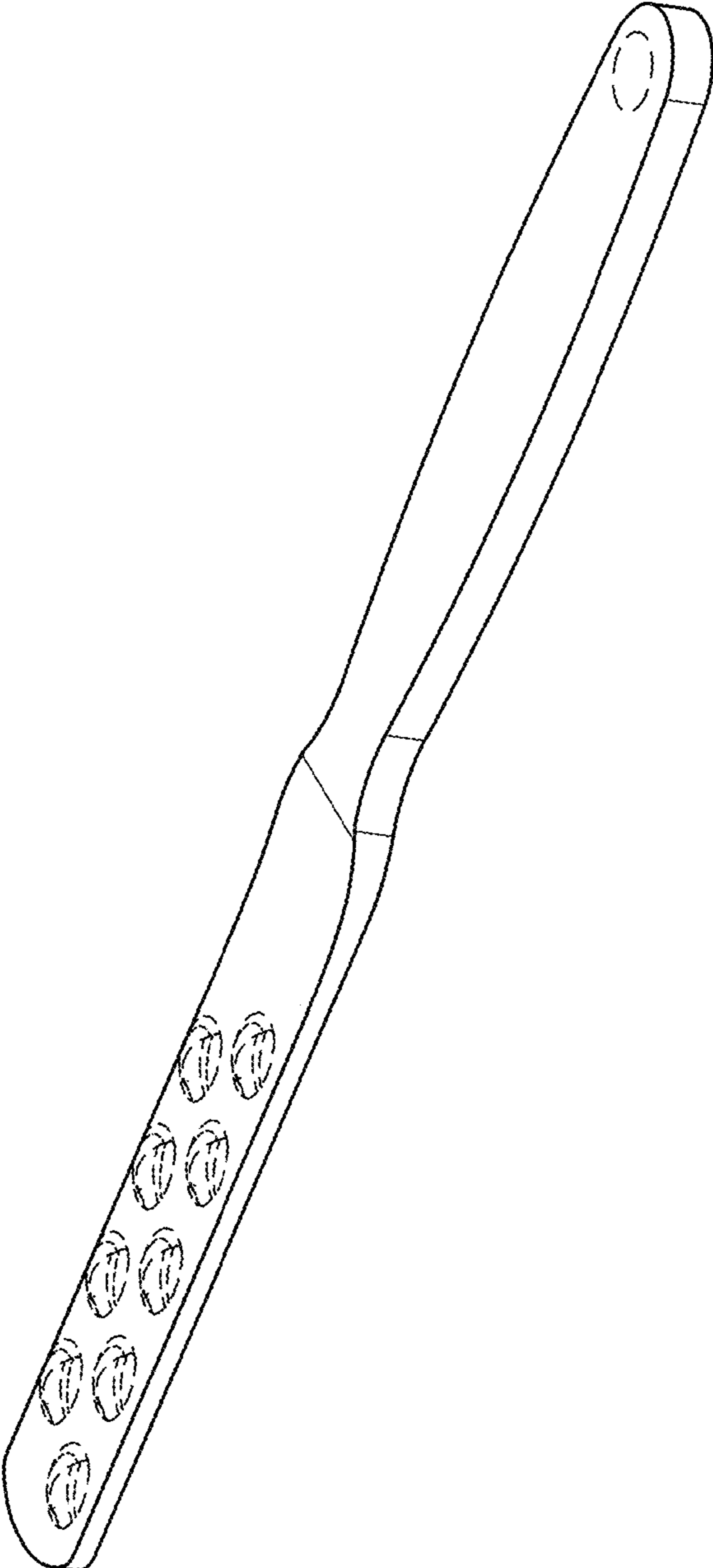


Fig. 5

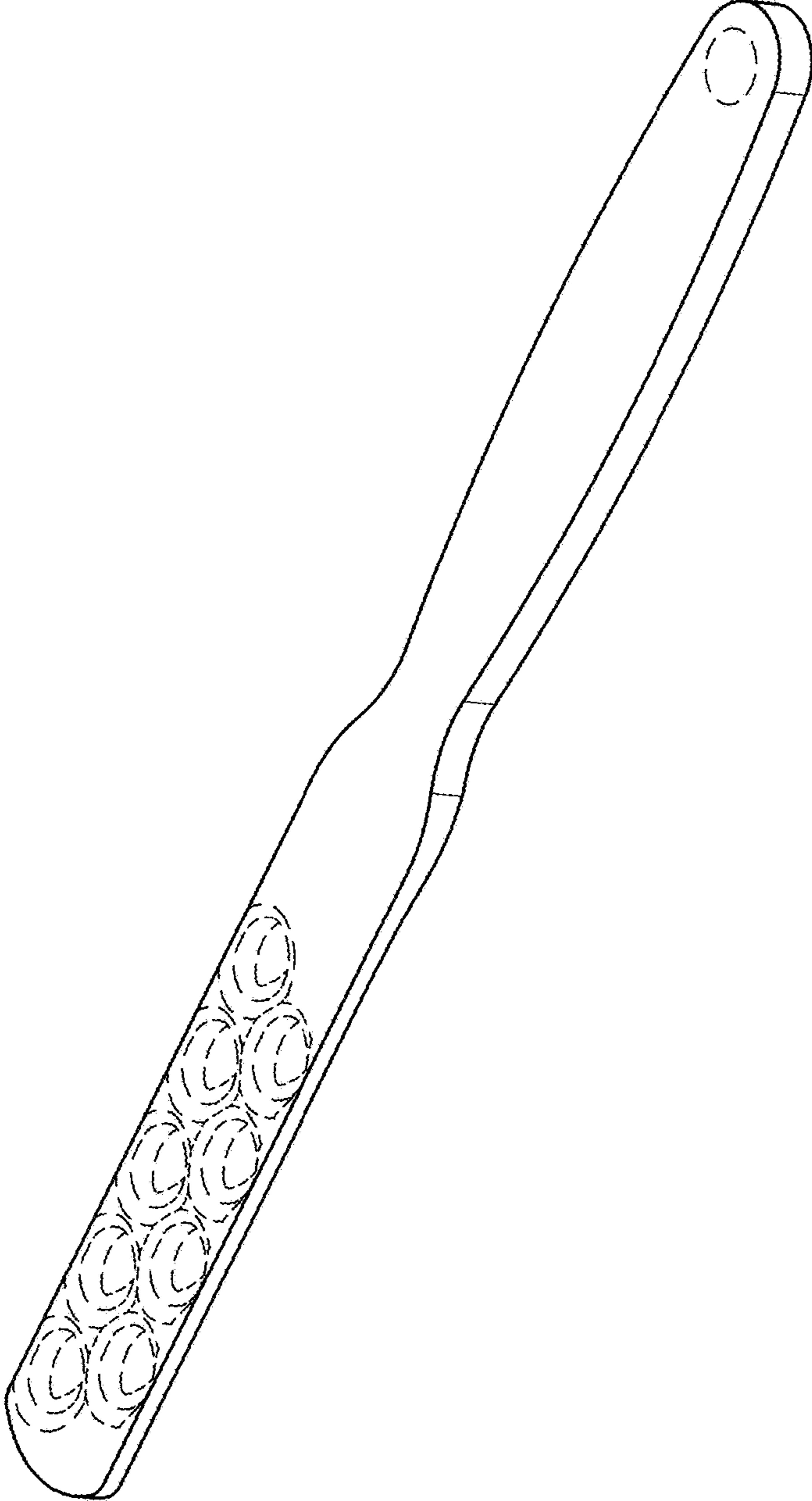


Fig. 6