



US00D851459S

(12) **United States Design Patent**
McGill

(10) **Patent No.:** **US D851,459 S**

(45) **Date of Patent:** **** Jun. 18, 2019**

(54) **WINE GLASS**

(71) Applicant: **Hank S. McGill**, Cumming, GA (US)

(72) Inventor: **Hank S. McGill**, Cumming, GA (US)

(**) Term: **15 Years**

(21) Appl. No.: **29/641,610**

(22) Filed: **Mar. 23, 2018**

(51) **LOC (11) Cl.** **07-01**

(52) **U.S. Cl.**

USPC **D7/524**

(58) **Field of Classification Search**

USPC D7/524, 525, 526, 528, 529, 530, 531,
D7/532, 537, 509; D9/500, 501, 503,
D9/516, 517, 518, 548, 549, 558, 715,
D9/716; D11/143, 144, 152, 153;
D99/25

CPC A47G 19/22; A47G 19/2205; A47G
2019/2277; B65D 1/265

See application file for complete search history.

(56) **References Cited**

U.S. PATENT DOCUMENTS

- 1,200,990 A * 10/1916 Rooney A47G 19/2205
215/374
- D50,276 S * 2/1917 Kelley D11/143
- 3,393,819 A * 7/1968 Van De Walle et al.
A47G 19/2255
156/275.5
- D216,215 S * 12/1969 Swett D7/505
- D217,878 S * 6/1970 Fernando Alvarez D7/524

- 4,204,598 A * 5/1980 Adams A47G 7/06
206/426
- D370,155 S * 5/1996 Harrison D7/524
- D411,940 S * 7/1999 Horvat D7/505
- D575,109 S * 8/2008 Barducci D7/507
- D619,014 S * 7/2010 Jensen D9/548
- D704,002 S * 5/2014 Gooris D7/524
- 9,801,484 B2 * 10/2017 Dodd A47G 23/0225
- D805,850 S * 12/2017 De Martelaere D7/604
- D811,224 S * 2/2018 Bae D9/600
- D842,041 S * 3/2019 Robertson D7/524
- 2016/0353909 A1 * 12/2016 Fishbone A47G 19/2205

OTHER PUBLICATIONS

<http://blog.andrewbaseman.com/?cat=10> Archive for the 'glass/goblet' Category Jan. 31, 2019.*

* cited by examiner

Primary Examiner — Marianne N Pandozzi

Assistant Examiner — Jae Liang

(74) *Attorney, Agent, or Firm* — Walter A. Rodgers

(57) **CLAIM**

The ornamental design for a wine glass, as shown and described.

DESCRIPTION

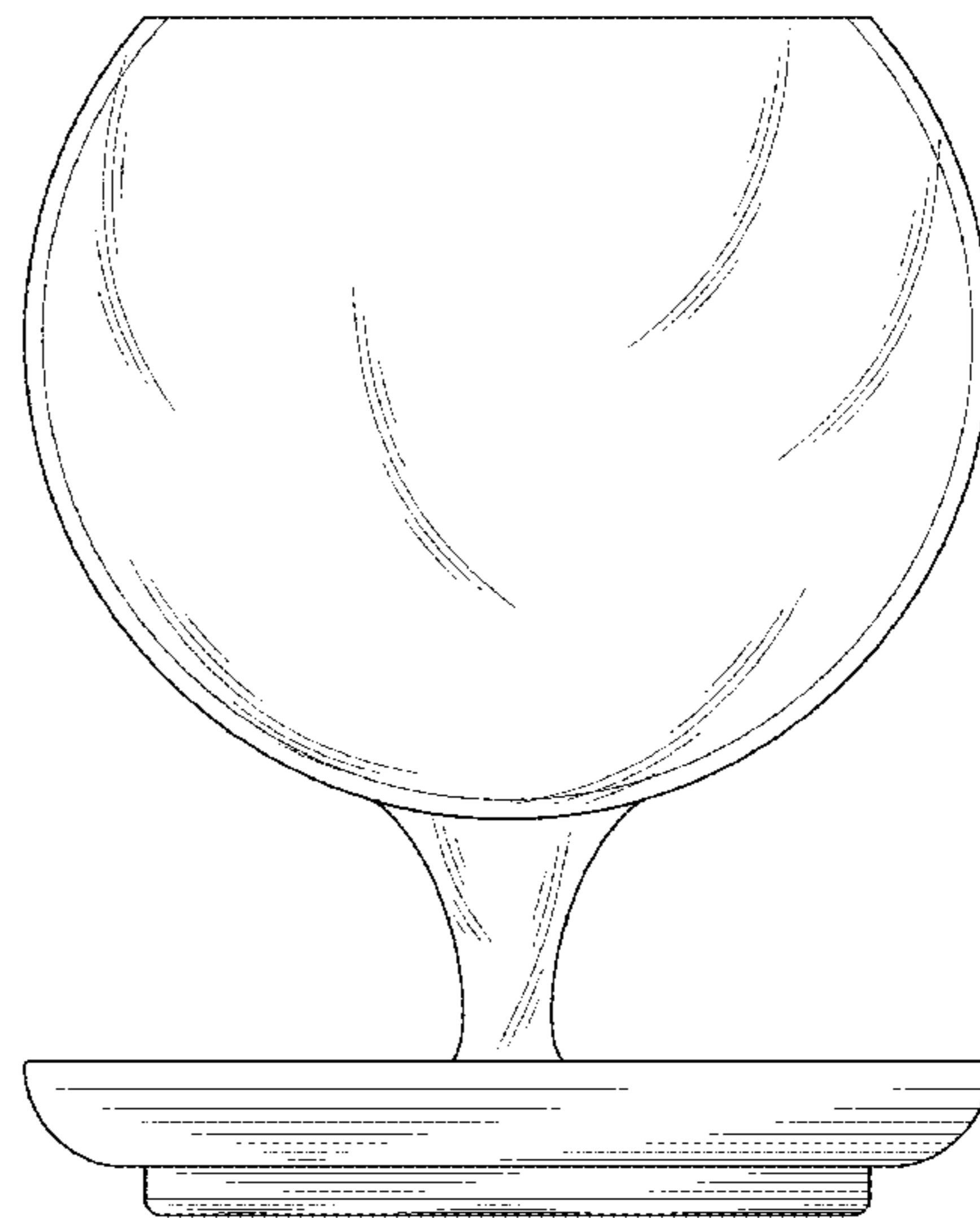

FIG. 1 is a perspective view of a wine glass showing my new design;

FIG. 2 is a side elevation view, all sides being the same in appearance;

FIG. 3 is a top plan view thereof; and,

FIG. 4 is a bottom plan view thereof.

1 Claim, 3 Drawing Sheets






FIG. 1

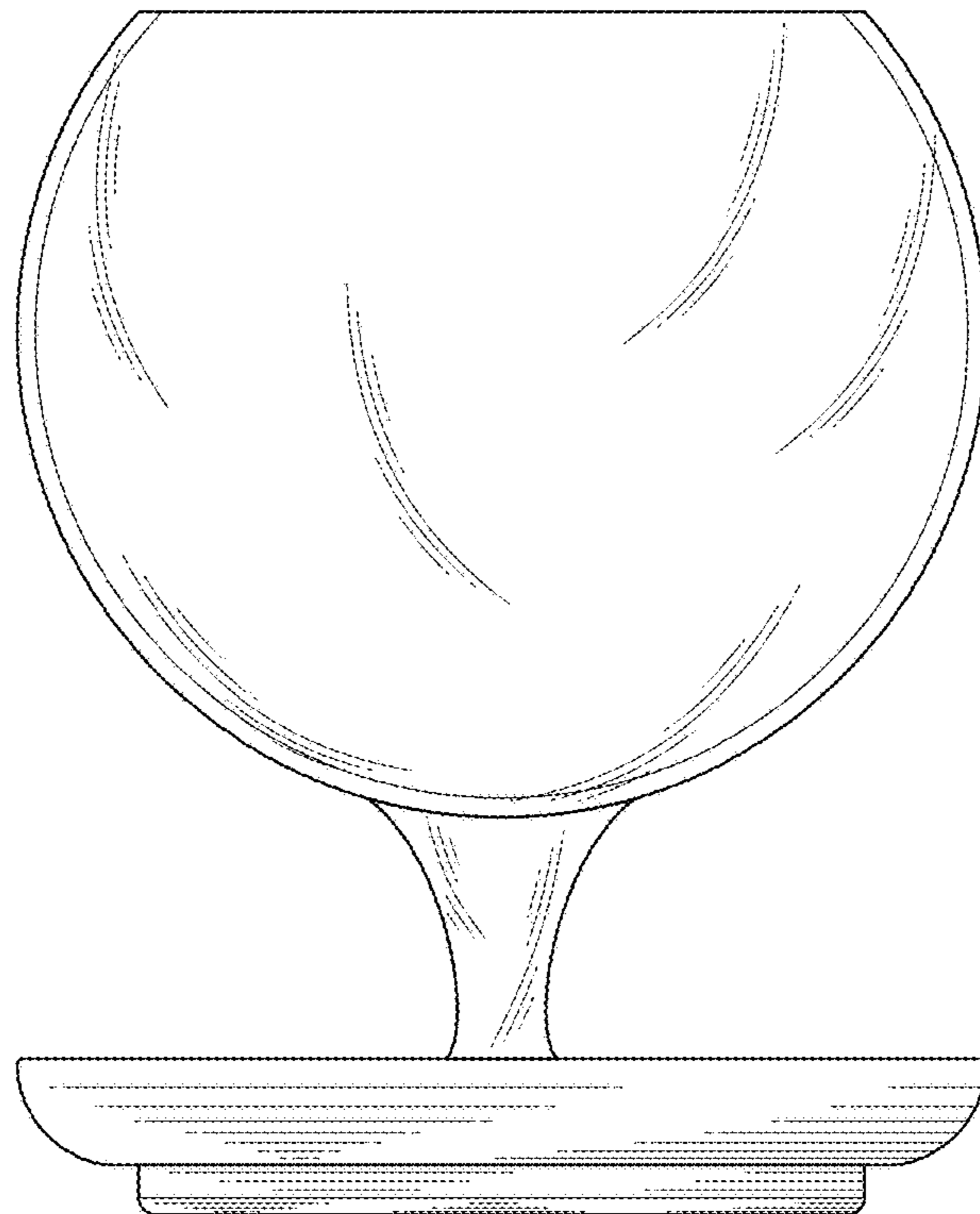


FIG. 2

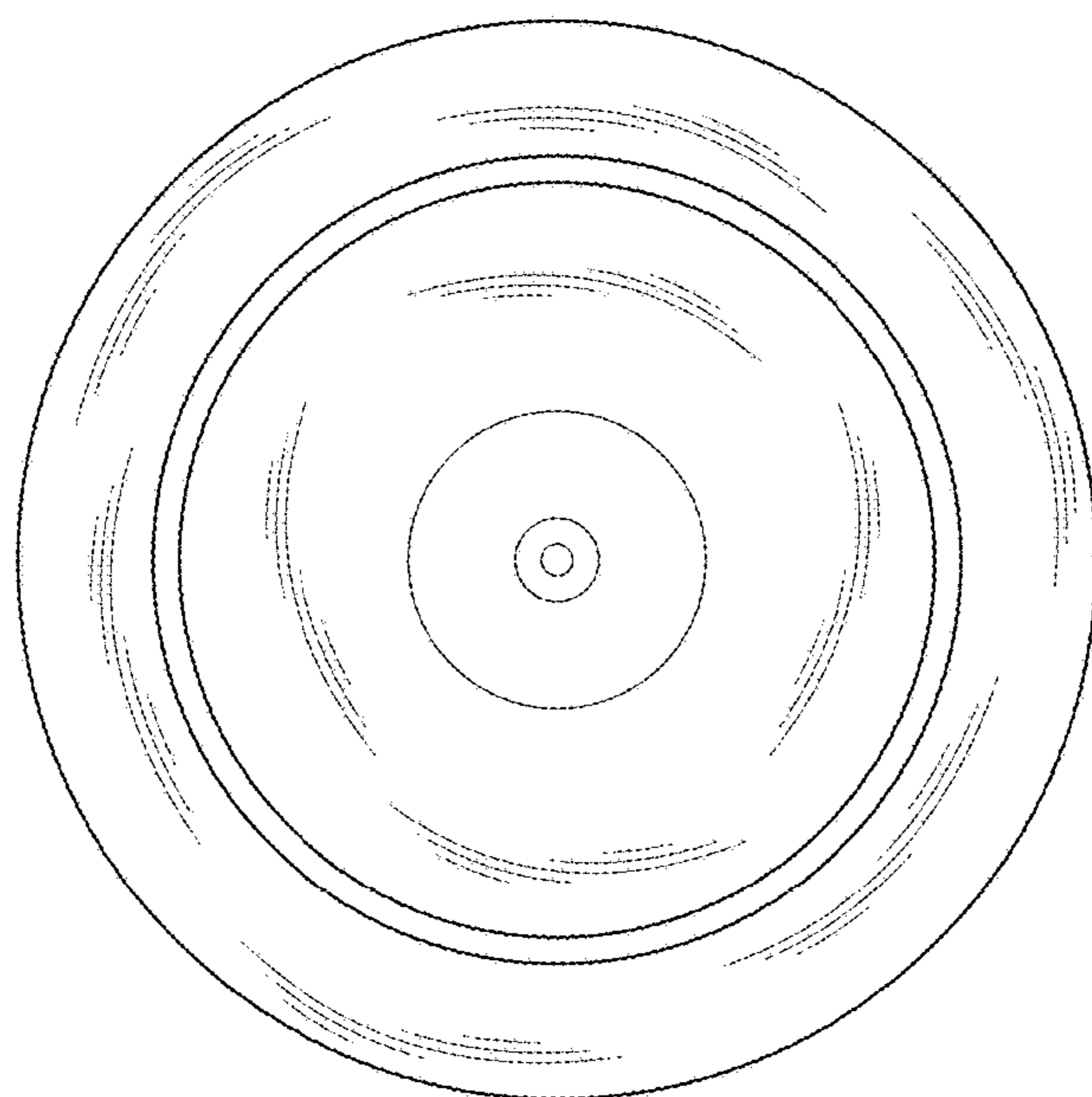


FIG. 3

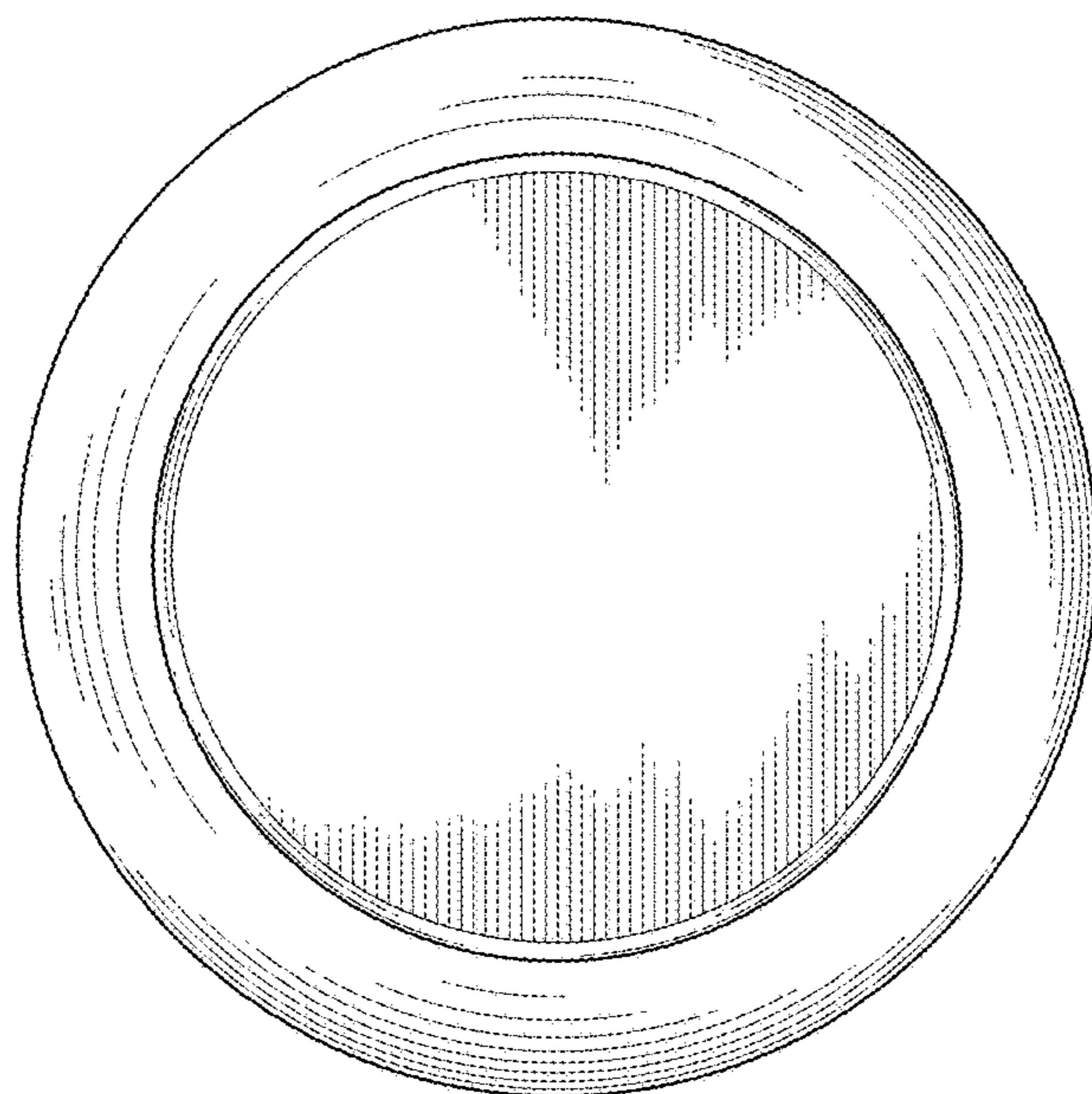


FIG. 4