



US00D851447S

(12) **United States Design Patent** (10) **Patent No.:** **US D851,447 S**
Walton et al. (45) **Date of Patent:** **** Jun. 18, 2019**

(54) **WATER COOLER**

OTHER PUBLICATIONS

(71) Applicant: **Cardomon International Limited**,
Tsimshatsui, Kowlon (HK)
(72) Inventors: **Philip A. Walton**, Bishop Auckland
(GB); **Andrew Smith**, Hamsterley (GB)
(73) Assignee: **Cardomon International Limited**,
Hong Kong (HK)
(**) Term: **15 Years**

Official Action dated Dec. 12, 2016 issued in U.S. Appl. No.
29/526,061, six pages.

(Continued)

Primary Examiner — Marianne N Pandozzi

(74) *Attorney, Agent, or Firm* — Merek, Blackmon &
Voorhees, LLC

(21) Appl. No.: **29/601,041**
(22) Filed: **Apr. 18, 2017**

(57) **CLAIM**

The ornamental design for a water cooler, as shown and
described.

Related U.S. Application Data

DESCRIPTION

(62) Division of application No. 29/526,057, filed on May
6, 2015, now Pat. No. Des. 787,249.
(51) **LOC (11) Cl.** **07-01**
(52) **U.S. Cl.**
USPC **D7/397**; D7/313; D7/306
(58) **Field of Classification Search**
USPC D7/301, 306–308, 313, 300, 397;
D23/207; 99/275; 222/146.1–146.6,
222/185.1
CPC B67D 1/06; B67D 3/0009; B67D 1/0835;
B67D 3/0032
See application file for complete search history.

FIG. 1 is a front elevational view of a water cooler showing
our new design;
FIG. 2 is a left side elevational view of the water cooler
shown in FIG. 1;
FIG. 3 is a right side elevational view of the water cooler
shown in FIG. 1;
FIG. 4 is a rear elevational view of the water cooler shown
in FIG. 1;
FIG. 5 is a top plan view of the water cooler shown in FIG.
1;
FIG. 6 is a bottom plan view of the water cooler shown in
FIG. 1; and,
FIG. 7 is a front, right side perspective view of the water
cooler shown in FIG. 1. All features shown in hidden or
broken lines in FIGS. 1 to 7 do not form any part of the
claimed invention of the form of the water cooler shown in
FIGS. 1 to 7.
The broken lines in the drawing depict portions of the water
cooler that form no part of the claimed design.

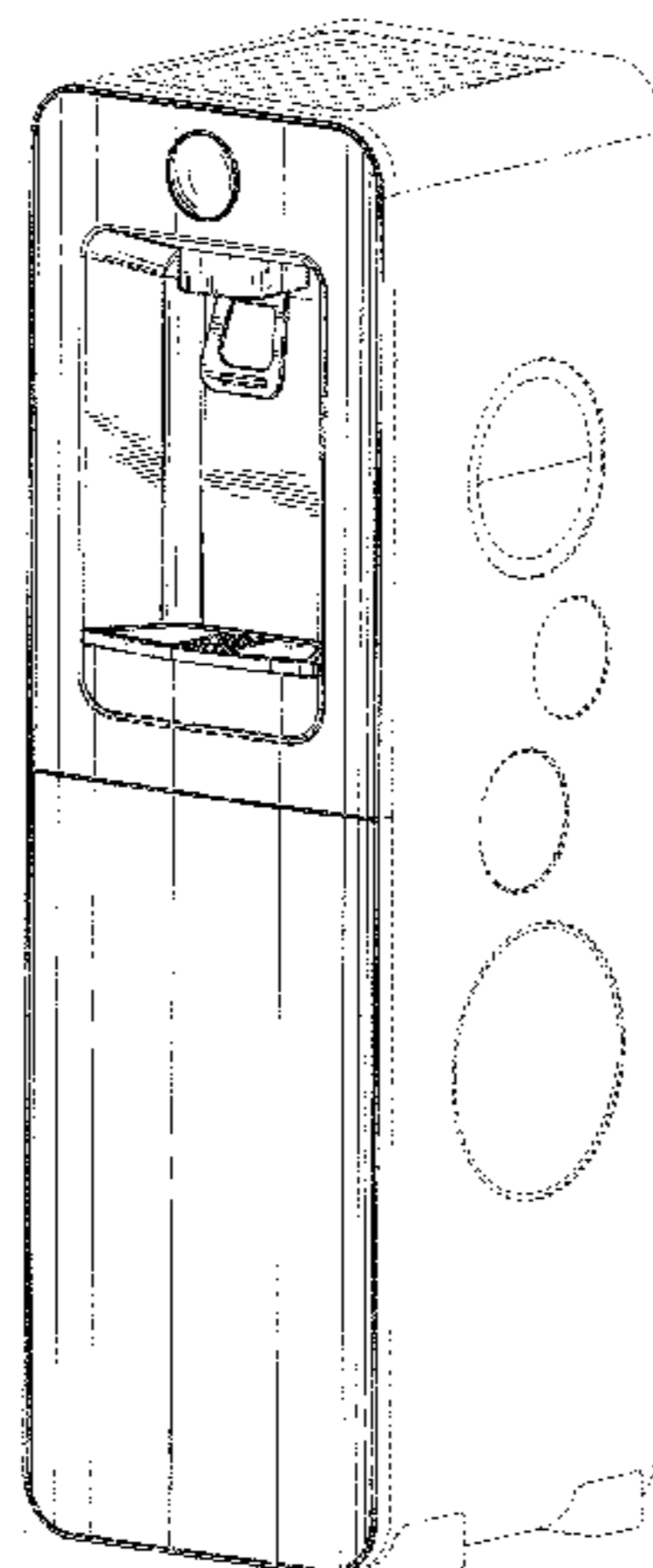
(56) **References Cited**

U.S. PATENT DOCUMENTS

D322,534 S * 12/1991 Chaney D7/306
D366,803 S * 2/1996 Hauser, II D7/307
D367,797 S * 3/1996 Hauser, II D7/306
D394,185 S * 5/1998 Eddy D7/307
D399,088 S * 10/1998 Chaney D7/307
5,848,735 A * 12/1998 Eddy B67D 3/0029
222/185.1
5,927,557 A * 7/1999 Busick B67D 1/0835
137/329.1
6,695,222 B1 * 2/2004 Lin B05B 17/08
239/17

(Continued)

1 Claim, 6 Drawing Sheets



(56)

References Cited

U.S. PATENT DOCUMENTS

7,287,392 B2 * 10/2007 Brand B67D 3/009
222/146.6
D608,130 S * 1/2010 Moon D7/306
D623,885 S * 9/2010 Wang D7/306
D635,812 S * 4/2011 Wang D7/306
D643,239 S * 8/2011 Wang D7/306
D643,240 S * 8/2011 Yui D7/307
D643,668 S * 8/2011 Yui D7/307
D647,354 S * 10/2011 Wang D7/306
D651,842 S * 1/2012 Spear D7/306
D660,636 S * 5/2012 Wang D7/306
D759,194 S * 6/2016 Wei D23/207
D787,249 S * 5/2017 Walton D7/306
D787,250 S 5/2017 Walton et al.
9,656,850 B2 * 5/2017 Busick F16K 24/042
2003/0071068 A1 * 4/2003 Burrows B67D 1/0875
222/185.1
2008/0035241 A1 * 2/2008 Wittbold A01K 7/06
141/361

OTHER PUBLICATIONS

Official Action dated Dec. 12, 2016 issued in U.S. Appl. No. 29/526,057, six pages.

* cited by examiner

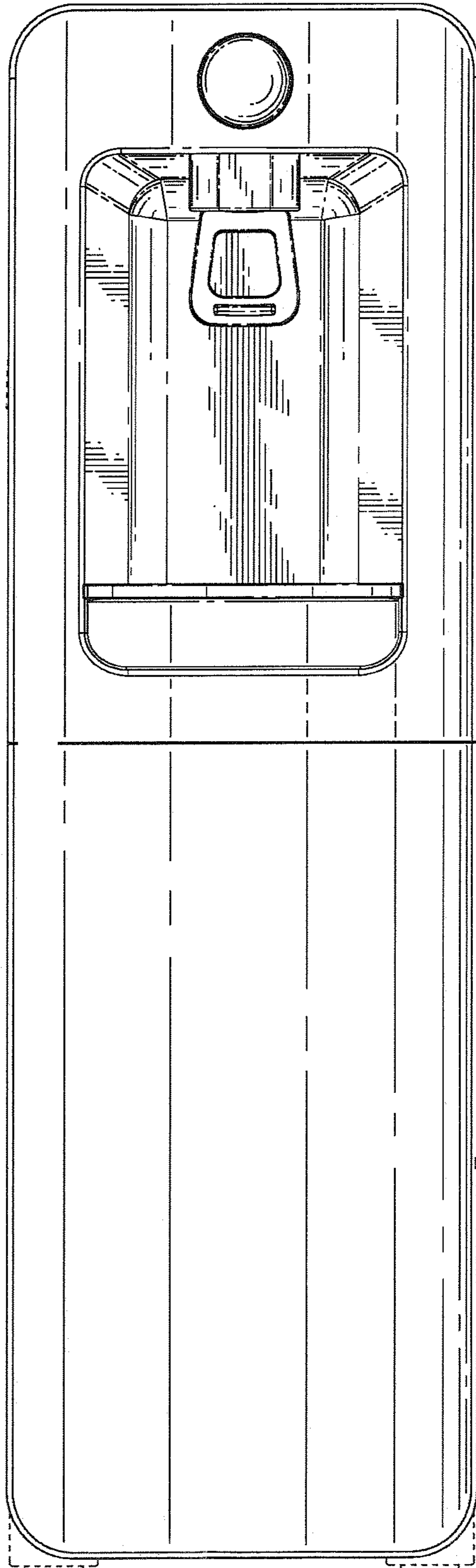


FIG. 1

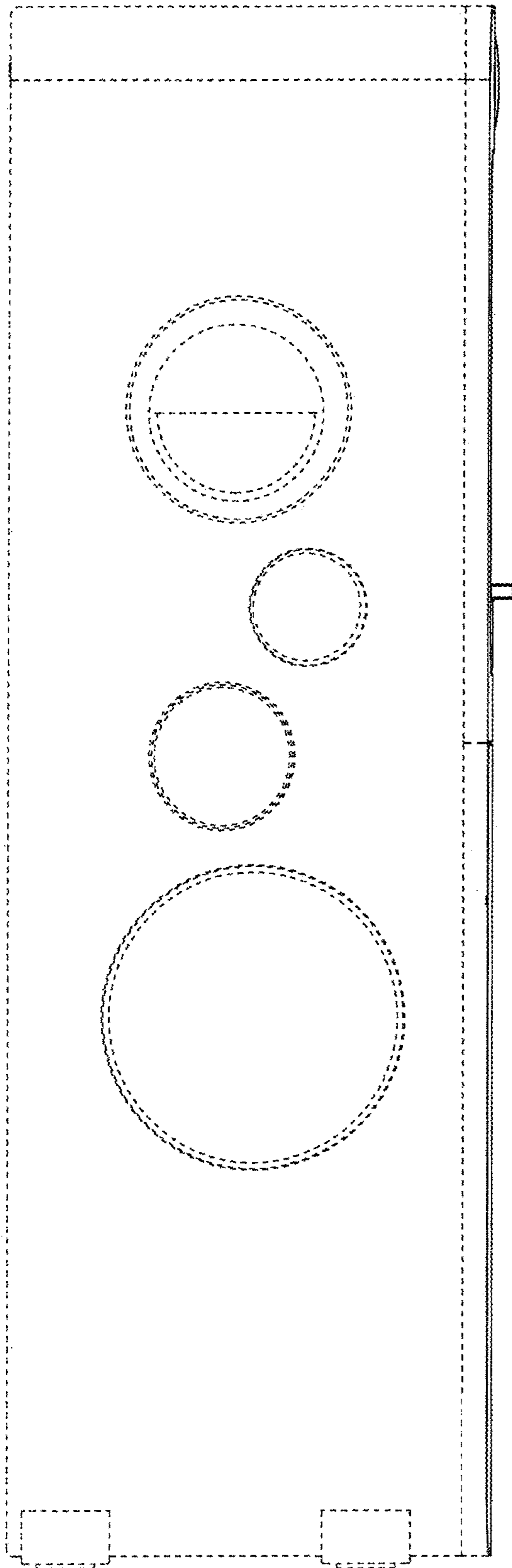


FIG. 2

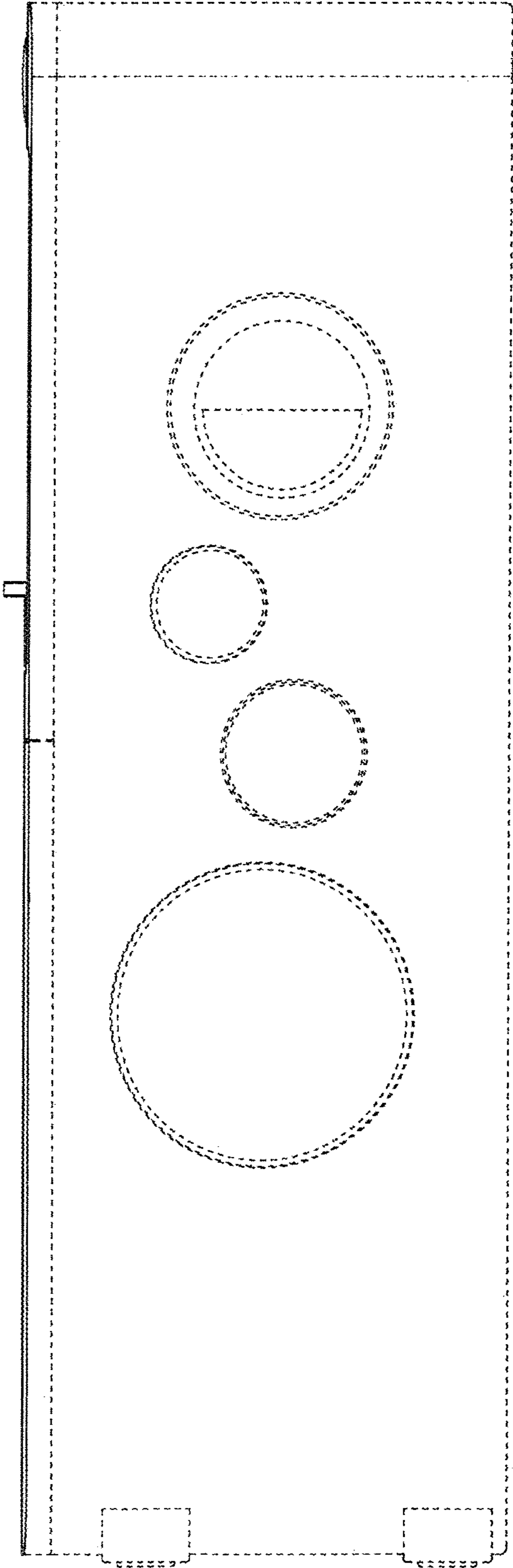


FIG. 3

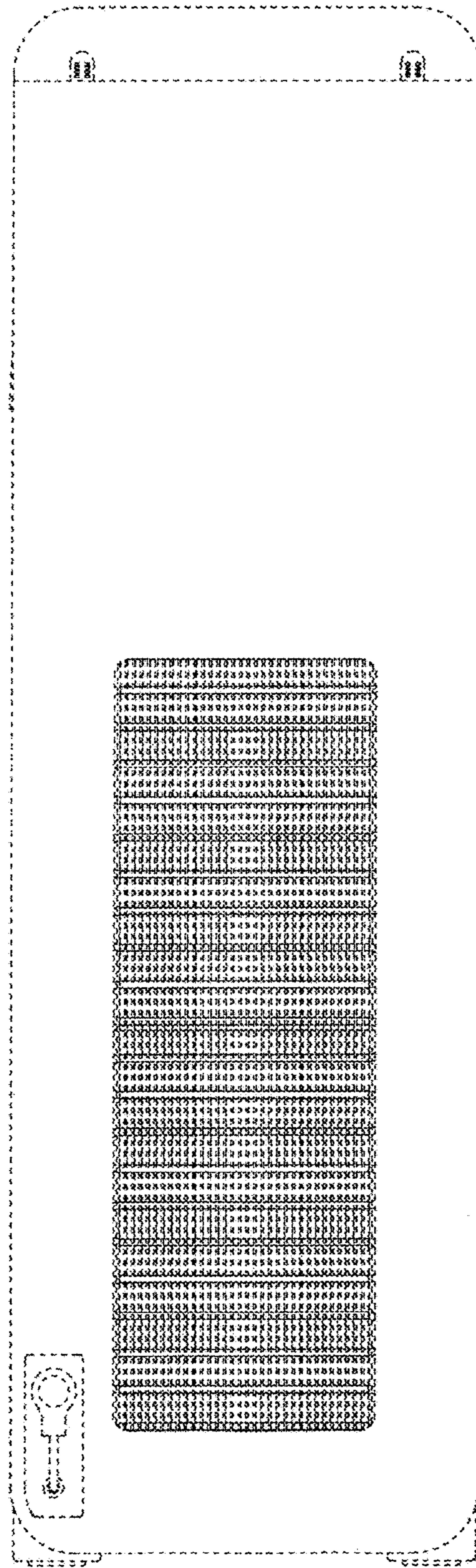


FIG. 4

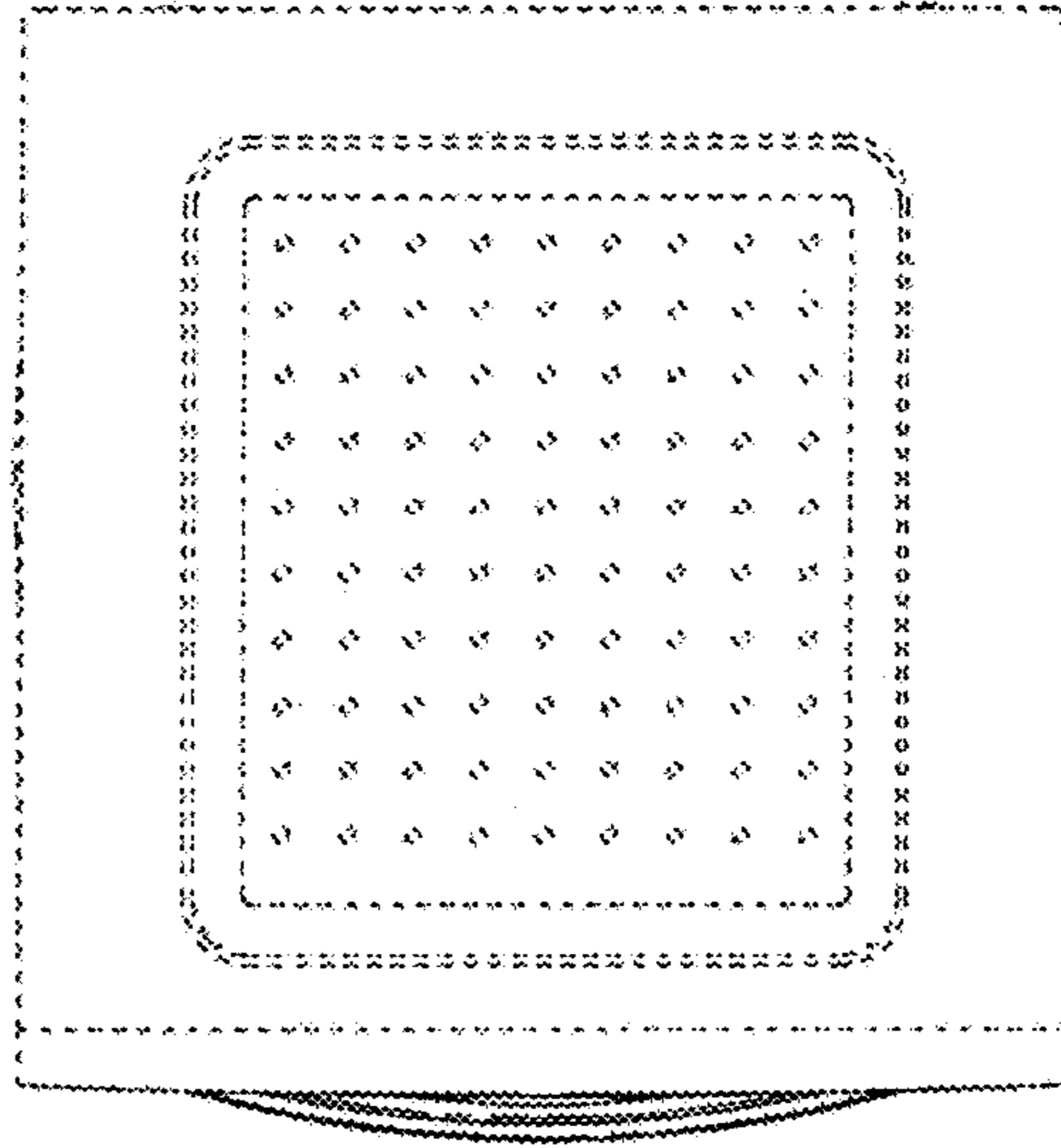


FIG. 5

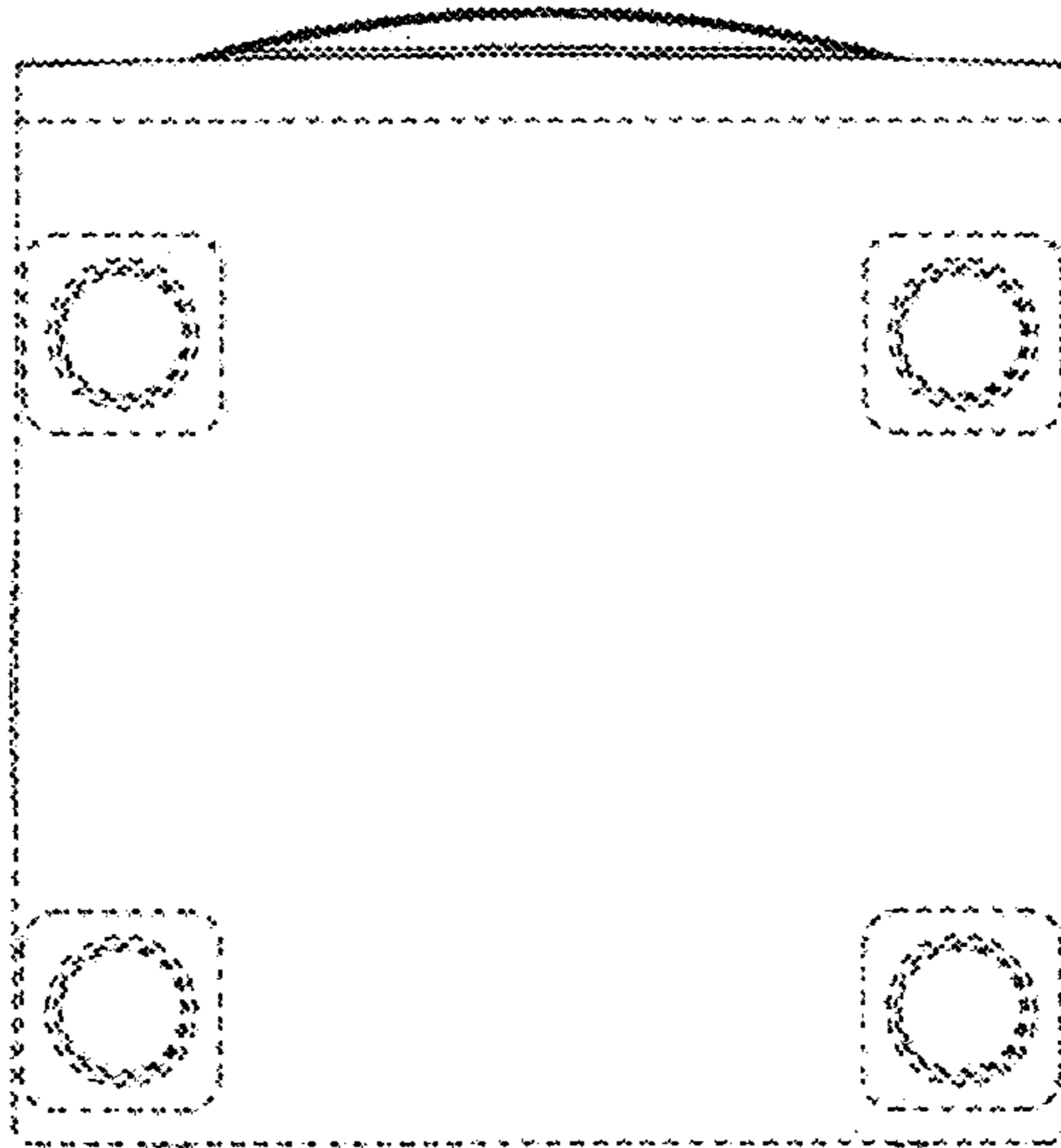


FIG. 6

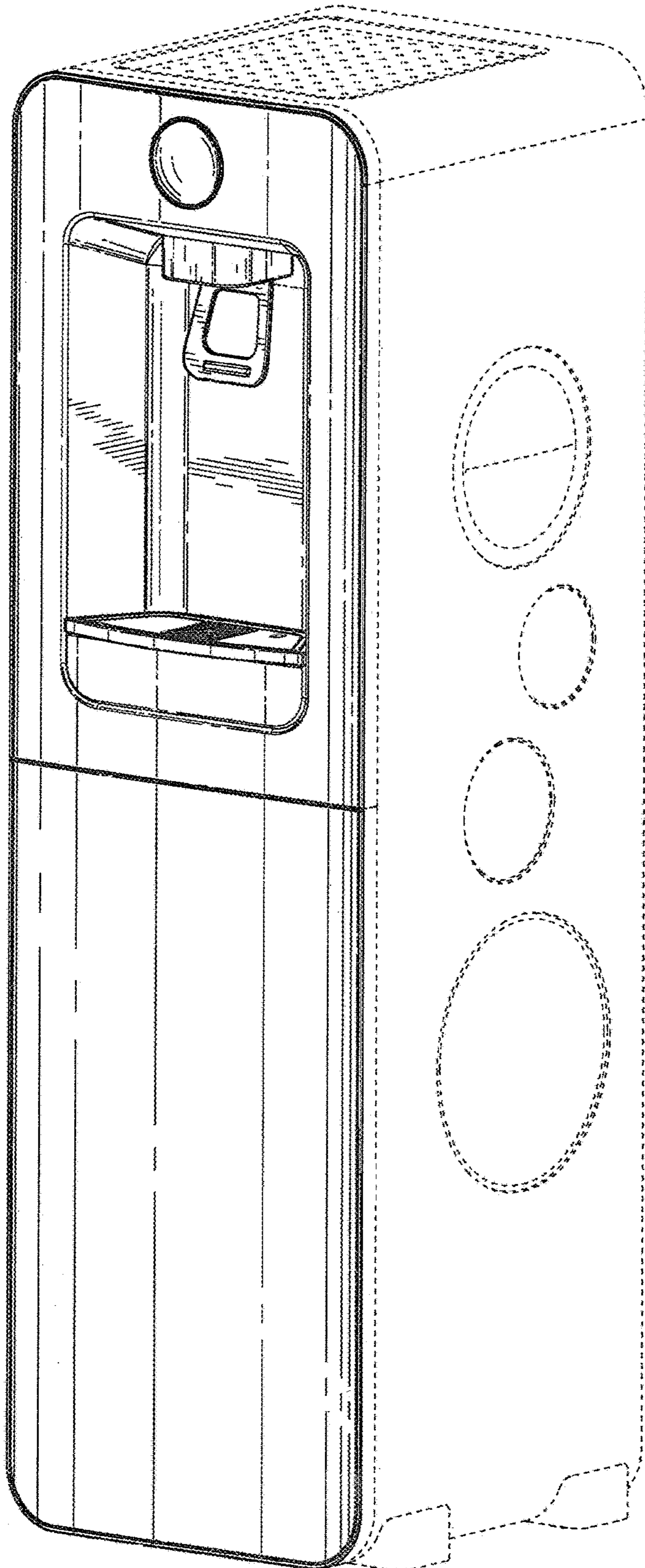


FIG. 7