



US00D851427S

(12) **United States Design Patent** (10) **Patent No.:** **US D851,427 S**
Vežina (45) **Date of Patent:** **** Jun. 18, 2019**

(54) **COUNTER DISPLAY**
(71) Applicant: **MELNOR, INC.**, Winchester, VA (US)
(72) Inventor: **Sue Vežina**, Stillwater, MN (US)
(73) Assignee: **MELNOR, INC.**, Winchester, VA (US)
(**) Term: **15 Years**
(21) Appl. No.: **29/580,334**
(22) Filed: **Oct. 7, 2016**
(51) **LOC (11) Cl.** **06-04**
(52) **U.S. Cl.**
USPC **D6/672**
(58) **Field of Classification Search**
USPC D3/304, 305; D6/672, 675, 675.1, 675.4,
D6/680.2, 682, 682.2, 683, 683.1, 512,
D6/515, 517, 682.4; D9/759, 760, 431,
D9/432, 433, 455, 456; D19/75, 86
CPC A47F 5/0025; A47F 5/112; A47F 7/00;
A47F 7/0021; A47F 7/0057; B65D 1/34;
B65D 1/36; B65D 5/4266; B65D 5/5021;
B65D 5/5023; B65D 5/504
See application file for complete search history.

2,980,241 A * 4/1961 Howell, Jr. B65D 5/504
206/553
D201,716 S * 7/1965 Franklin et al. D19/107
3,314,530 A * 4/1967 Michalka B65D 5/504
206/565
3,696,940 A * 10/1972 Hoffman A47F 5/112
211/126.16
3,744,706 A * 7/1973 Colantoni B65D 5/2009
229/167
3,786,915 A * 1/1974 Potts B65D 5/504
206/315.2
4,331,287 A * 5/1982 Wharton, Jr. B65D 5/02
206/315.2
D266,297 S * 9/1982 Zaro D6/515
(Continued)

FOREIGN PATENT DOCUMENTS

EP 2913274 A1 9/2015
Primary Examiner — John Windmuller
Assistant Examiner — Steven J Czyn
(74) *Attorney, Agent, or Firm* — Westerman, Hattori,
Daniels & Adrian, LLP

(57) **CLAIM**

The ornamental design for a counter display, as shown and described.

(56) **References Cited**

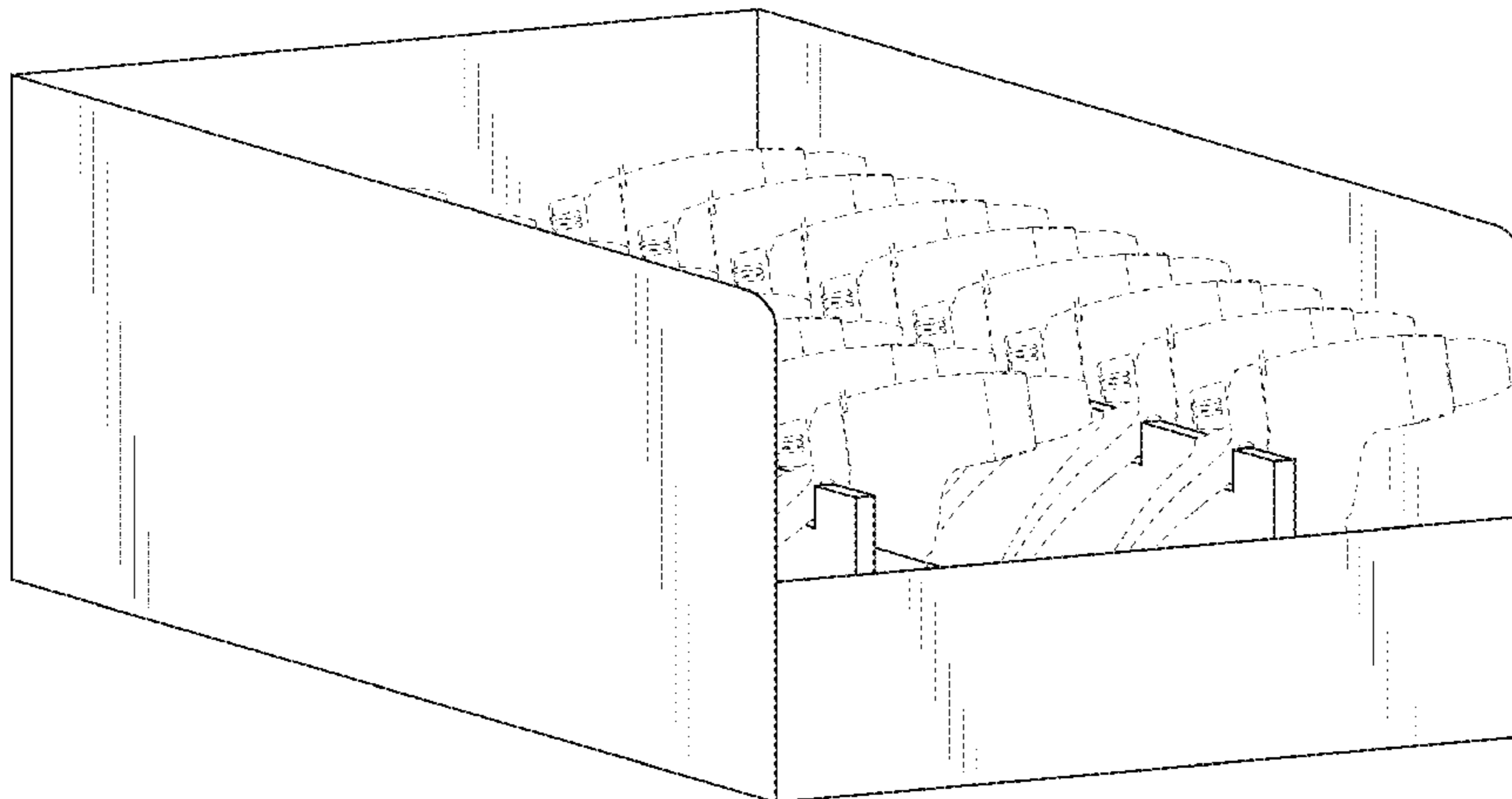
U.S. PATENT DOCUMENTS

D28,839 S * 6/1898 Kirkwood et al. D6/682.4
1,682,069 A * 8/1928 Conway B65D 5/504
206/349
2,426,899 A * 9/1947 Pantalone B65D 5/504
206/485
2,457,291 A * 12/1948 Wenzel B65D 5/4801
206/45.29
2,511,542 A * 6/1950 Rau B65D 5/504
206/553
2,629,499 A * 2/1953 Welshenbach B65D 5/504
206/315.2
2,807,361 A * 9/1957 Junkin B65D 5/504
206/553

DESCRIPTION

FIG. 1 is as perspective view of a counter display;
FIG. 2 is a front view thereof;
FIG. 3 is a rear view thereof;
FIG. 4 is a left side view thereof;
FIG. 5 is a right side view thereof;
FIG. 6 is a top view thereof;
FIG. 7 is a bottom view thereof; and,
FIG. 8 is a perspective view of the counter display shown in use.
The broken lines depict portions of the article that form no part of the claimed design.

1 Claim, 8 Drawing Sheets



(56)

References Cited

U.S. PATENT DOCUMENTS

D283,473 S * 4/1986 Silver D6/672
 D288,273 S * 2/1987 Gould D7/586
 D289,586 S * 5/1987 Staab D6/672
 D318,420 S * 7/1991 Amelse D3/313
 D332,184 S * 1/1993 Becker D6/673
 D335,781 S * 5/1993 Moncrief D6/672
 D344,838 S * 3/1994 Hakansson D3/304
 5,474,171 A * 12/1995 Niesen B65D 5/5021
 206/372
 5,718,338 A * 2/1998 Yucknut B65D 71/38
 206/526
 D412,631 S * 8/1999 Green D6/682.4
 D413,442 S * 9/1999 Jacober D3/304
 5,979,662 A * 11/1999 Green B65D 5/5021
 206/463
 D452,820 S * 1/2002 Hacker D9/456
 6,386,371 B1 * 5/2002 Parsons B65D 5/504
 206/485
 D460,691 S * 7/2002 Morris D9/456
 6,427,842 B1 * 8/2002 Green B65D 5/5021
 206/497
 D467,732 S * 12/2002 Taylor D3/304
 D496,179 S * 9/2004 Sjoberg D6/675
 D501,318 S * 2/2005 Louie D3/304

D520,748 S * 5/2006 Nudo D19/92
 D528,411 S * 9/2006 Nehus D9/432
 D552,879 S * 10/2007 Phan D3/305
 D559,595 S * 1/2008 Sellars D6/675
 D565,322 S * 4/2008 Mason D6/675
 D586,152 S * 2/2009 Maki D6/682.2
 D620,352 S * 7/2010 Liipola D9/432
 D673,795 S * 1/2013 Murrah D6/682.2
 8,418,854 B2 * 4/2013 Zimmermann B65D 5/321
 206/736
 D690,514 S * 10/2013 Shamp D3/304
 8,596,460 B2 * 12/2013 Scatterday B65D 5/54
 206/736
 D700,070 S * 2/2014 Markovic D9/431
 D713,725 S * 9/2014 Cedeno
 D718,616 S * 12/2014 Palmer D9/416
 D721,577 S * 1/2015 Scatterday D9/432
 D761,602 S * 7/2016 Standlee D6/682.4
 D761,603 S * 7/2016 Standlee D6/682.4
 D781,625 S * 3/2017 Poniatowski D6/683
 D786,588 S * 5/2017 Knapp D6/675
 D791,871 S * 7/2017 Okawa D19/90
 D793,774 S * 8/2017 Kelly D6/675
 D814,216 S * 4/2018 French D6/675
 D815,471 S * 4/2018 Radford D6/675.4
 2010/0300926 A1 12/2010 Specker
 2012/0018348 A1 1/2012 Smith

* cited by examiner

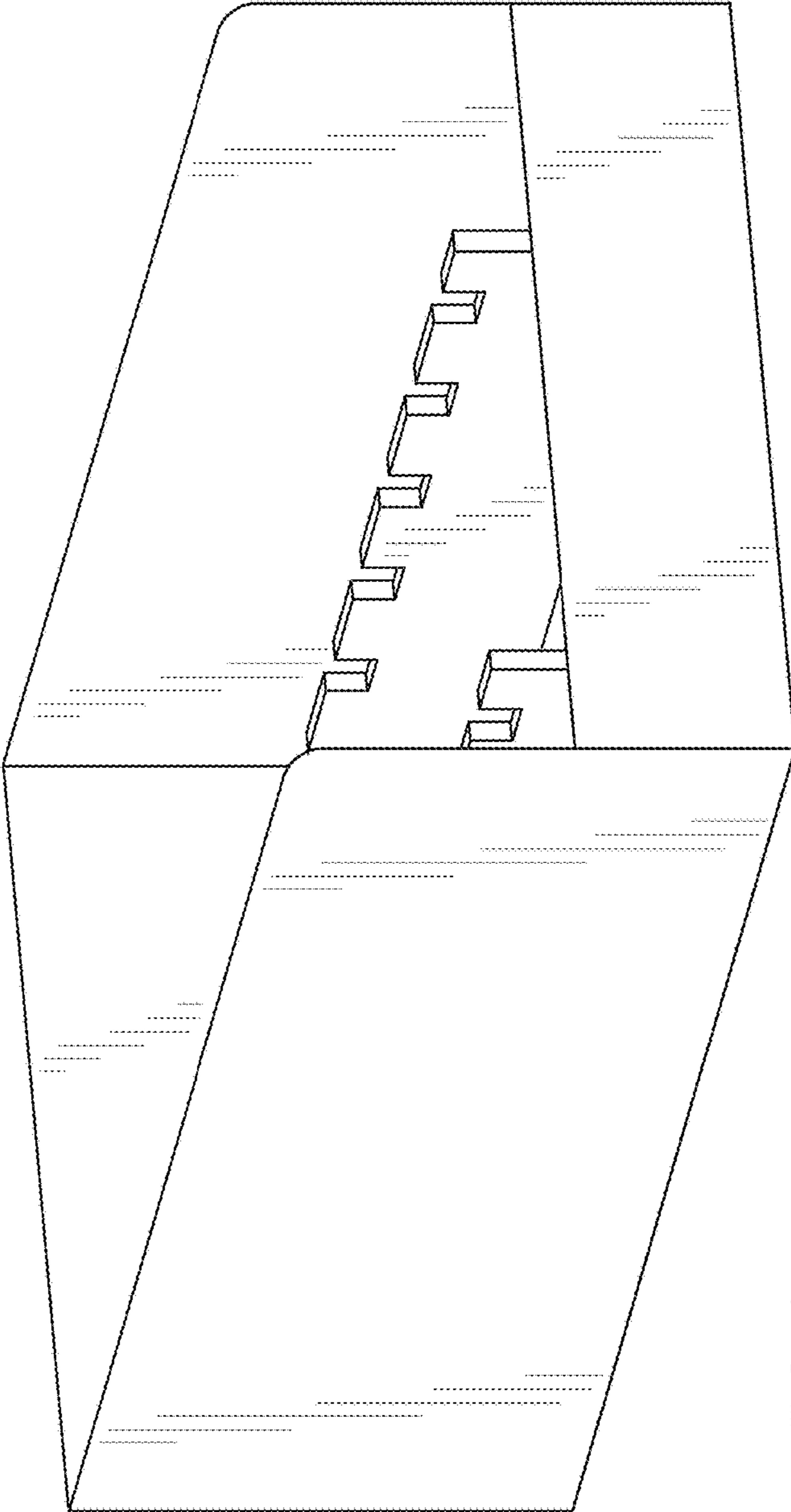


FIG. 1

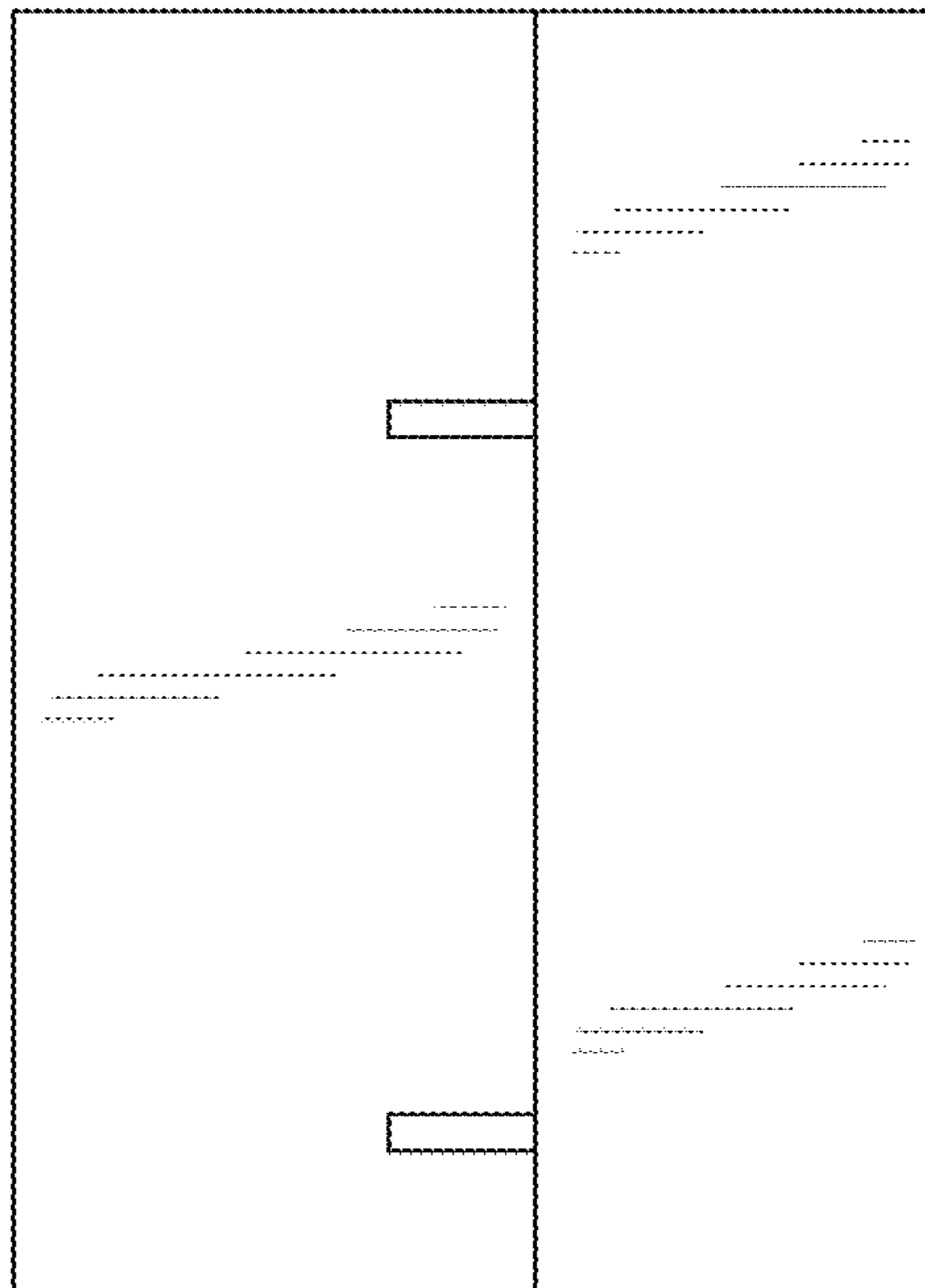


FIG. 2




FIG. 3




FIG. 4




FIG. 5

FIG. 6

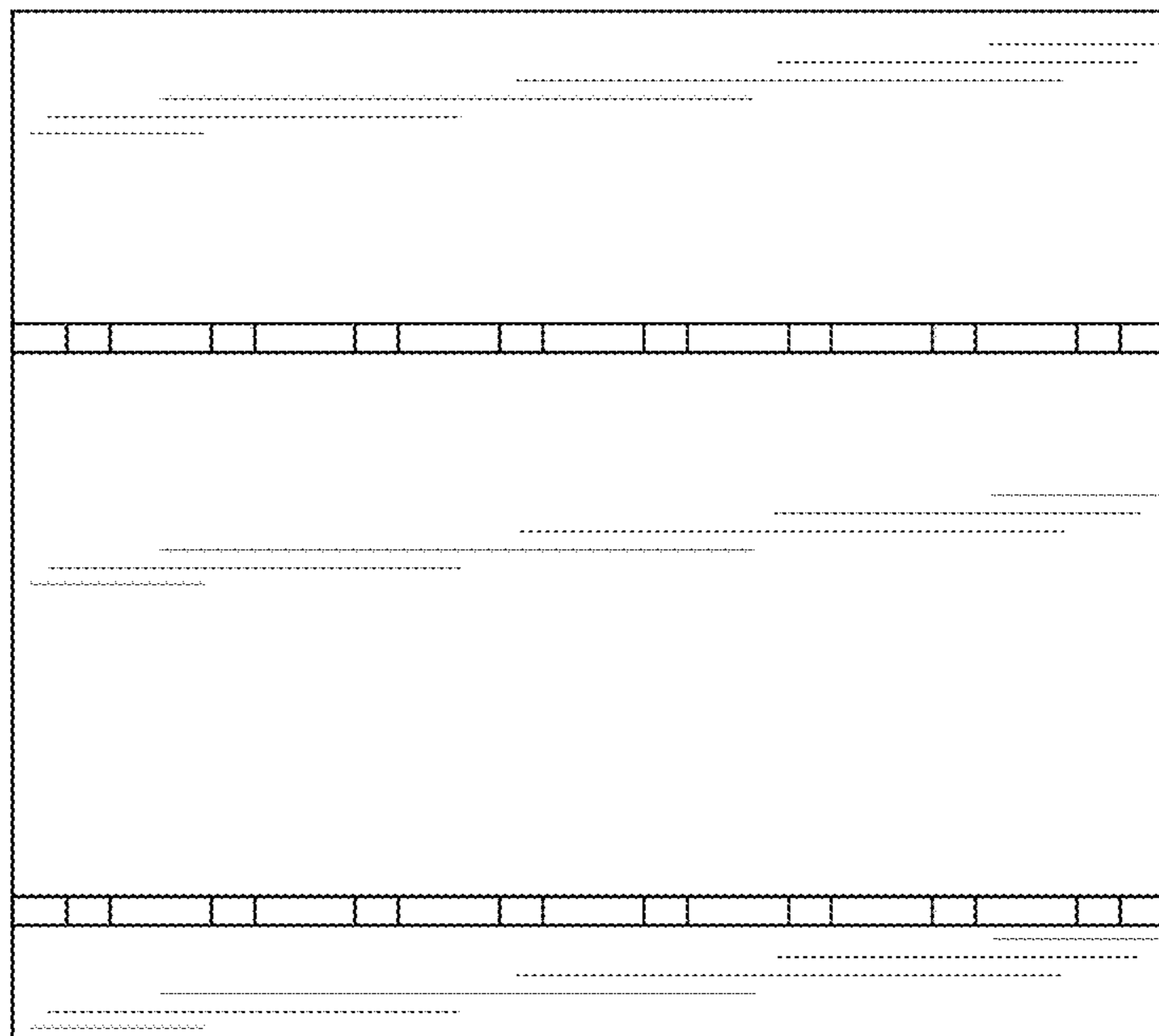



FIG. 7



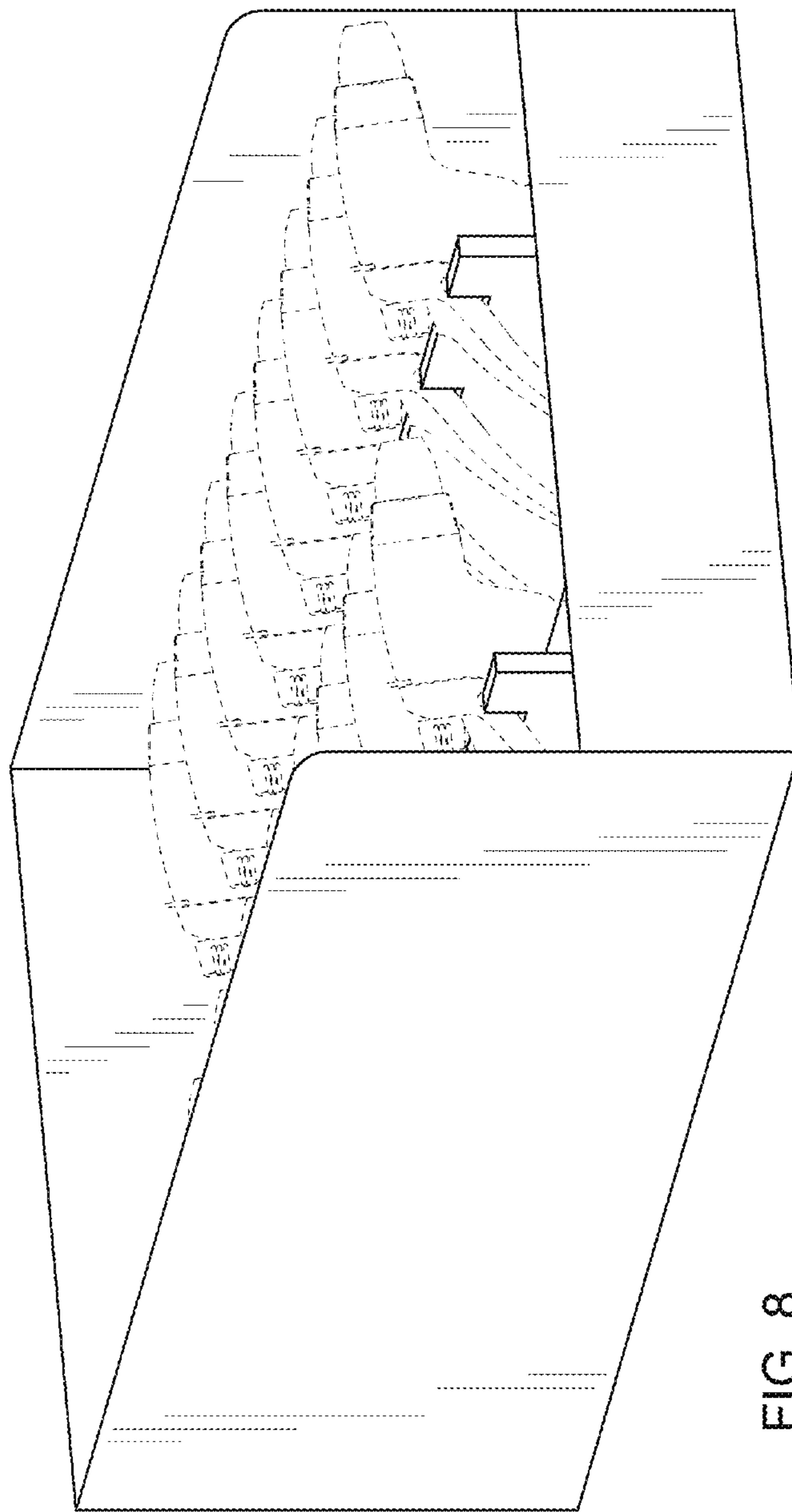


FIG. 8