



US00D851390S

(12) **United States Design Patent**
Wang et al.

(10) **Patent No.:** **US D851,390 S**
(45) **Date of Patent:** **** Jun. 18, 2019**

- (54) **UMBRELLA HANDLE**
- (71) Applicant: **LINHAISHI HANFENG LEISURE PRODUCTS CO., LTD**, Linhai, Zhejiang (CN)
- (72) Inventors: **Ziguo Wang**, Zhejiang (CN);
Chenghua Wang, Zhejiang (CN);
Binbin Ying, Zhejiang (CN)
- (73) Assignee: **LINHAISHI HANFENG LEISURE PRODUCTS CO., LTD**, Linhai (CN)
- (**) Term: **15 Years**
- (21) Appl. No.: **29/642,695**
- (22) Filed: **Mar. 31, 2018**
- (51) **LOC (11) Cl.** **03-03**
- (52) **U.S. Cl.**
USPC **D3/12**
- (58) **Field of Classification Search**
USPC D3/5, 6, 10, 12, 16
CPC ... A45B 17/00; A45B 19/00; A45B 2019/008;
A45B 19/08; A45B 19/10; A45B 23/00;
A45B 2023/0012; A45B 2023/0031;
A45B 2023/0037; A45B 2023/0043;
A45B 25/06; A45B 25/14; A45B
2200/1081
See application file for complete search history.

- (56) **References Cited**
U.S. PATENT DOCUMENTS
- 6,382,222 B1 * 5/2002 Ko A45B 25/08
135/25.1
- 7,398,790 B2 * 7/2008 Glatz A45B 23/00
135/20.1
- D602,686 S * 10/2009 Patzak D3/10
- D609,453 S * 2/2010 Liu D3/5
- D621,600 S * 8/2010 He D3/5
- D638,622 S * 5/2011 He D3/5

- D640,464 S * 6/2011 Forthuber D3/5
- D644,832 S * 9/2011 Patzak D3/10
- D685,315 S * 7/2013 Hayes D12/415
- 8,899,249 B2 * 12/2014 Lai F16M 11/24
135/16
- D738,610 S * 9/2015 Ma D3/10
- D760,486 S * 7/2016 Patzak D3/10
- D803,545 S * 11/2017 Rothbucher D3/12
- D808,634 S * 1/2018 Ma D3/10
- D808,635 S * 1/2018 Ma D3/10
- D808,636 S * 1/2018 Ma D3/10
- D809,283 S * 2/2018 Ma D3/10
- D809,284 S * 2/2018 Ma D3/10
- D809,775 S * 2/2018 Ma D3/10
- D814,172 S * 4/2018 Ma D3/10
- D814,782 S * 4/2018 Ma D3/10
- D815,828 S * 4/2018 Wang D3/12
- D820,581 S * 6/2018 Ma D3/10

* cited by examiner

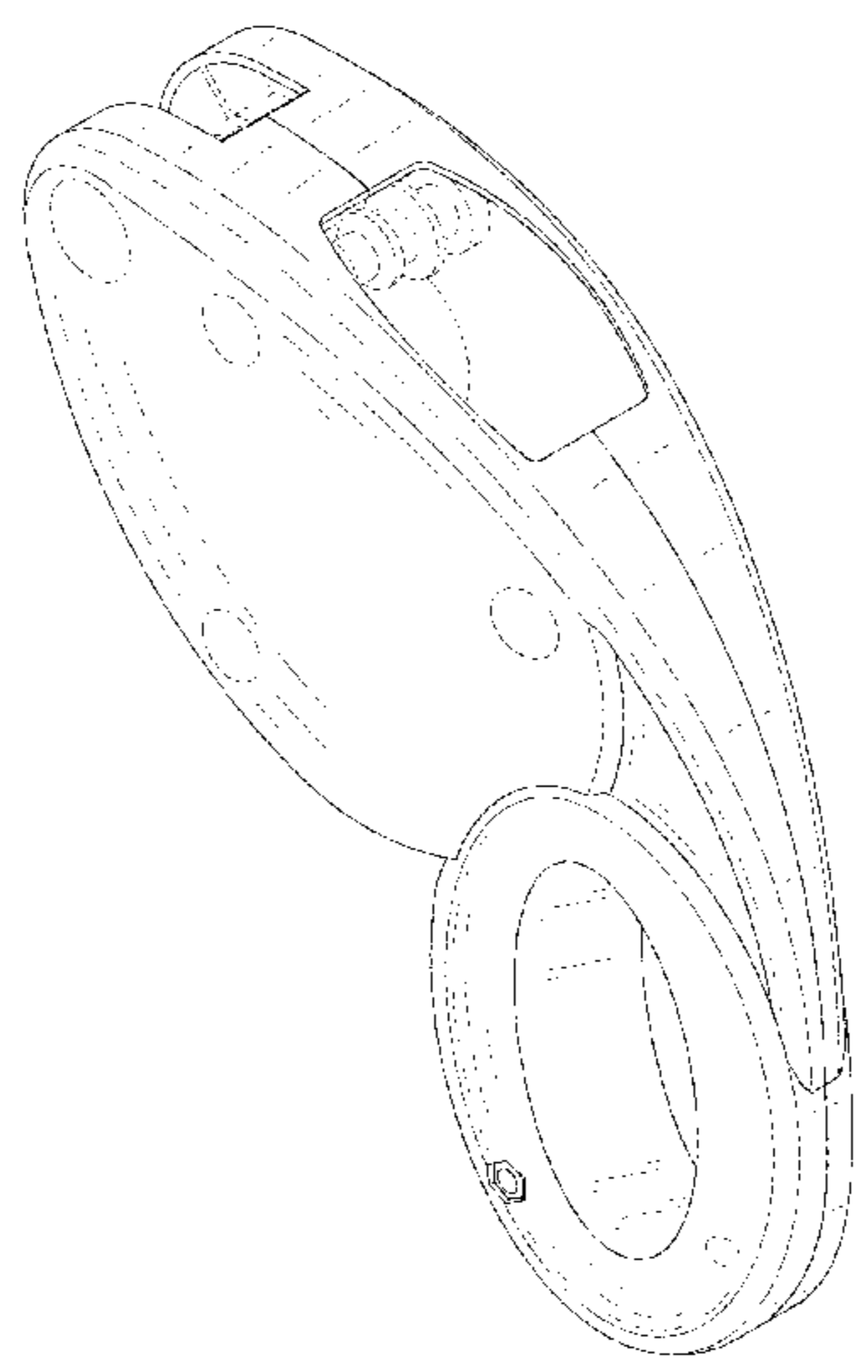
Primary Examiner — John Windmuller
Assistant Examiner — Steven J Czyz
(74) *Attorney, Agent, or Firm* — Wayne & Ken, LLC;
Tony Hom

(57) **CLAIM**
A new, original, ornamental design for an umbrella handle,
as shown and described.

DESCRIPTION

FIG. 1 is a perspective view of an umbrella handle showing my new design;
FIG. 2 is another perspective view thereof;
FIG. 3 is a front view thereof;
FIG. 4 is a back view thereof;
FIG. 5 is a left view thereof;
FIG. 6 is a right view thereof;
FIG. 7 is a top view thereof; and,
FIG. 8 is a bottom view thereof.
The broken lines depict portions of the article that form no part of the claimed design.

1 Claim, 8 Drawing Sheets



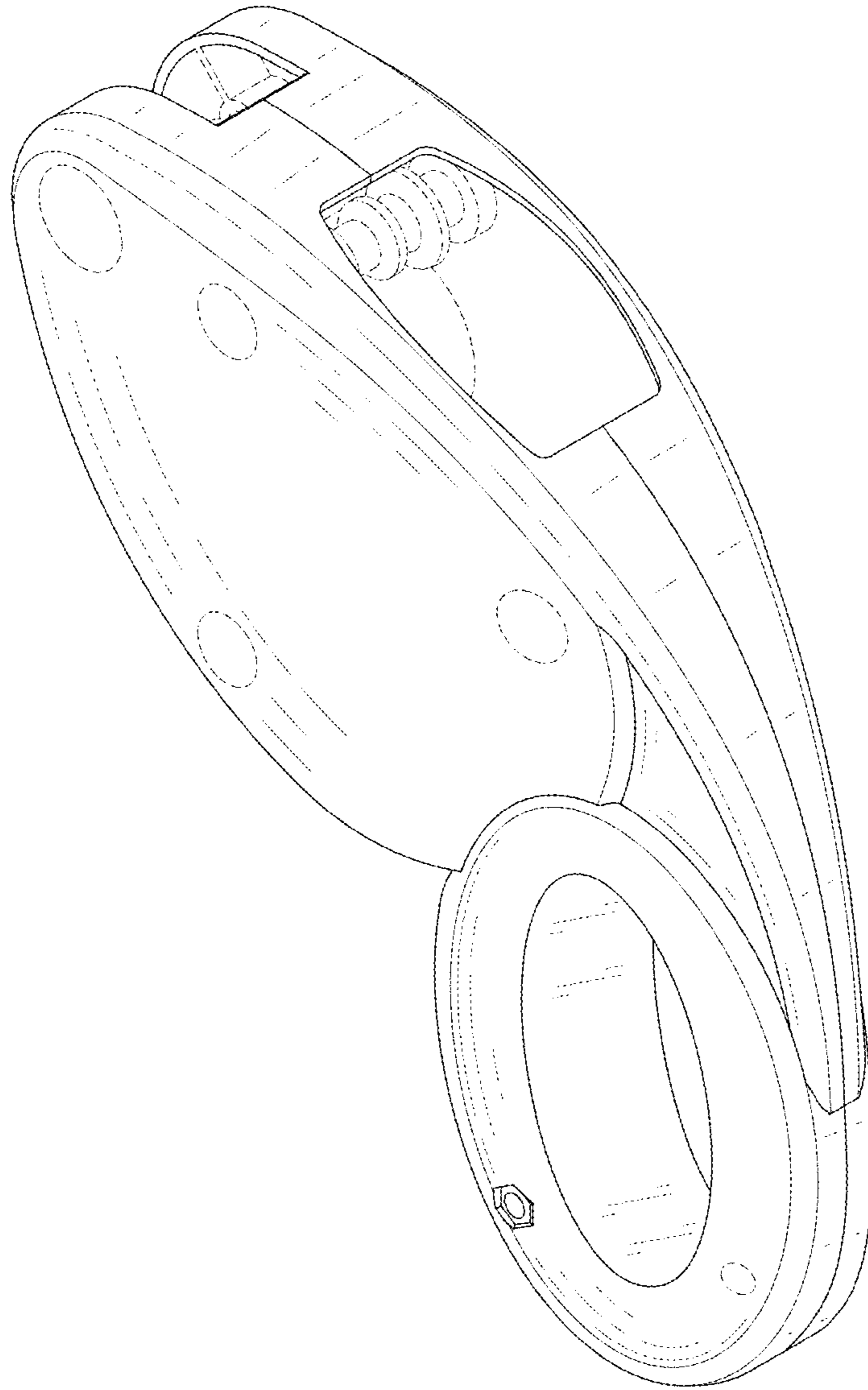


FIG. 1

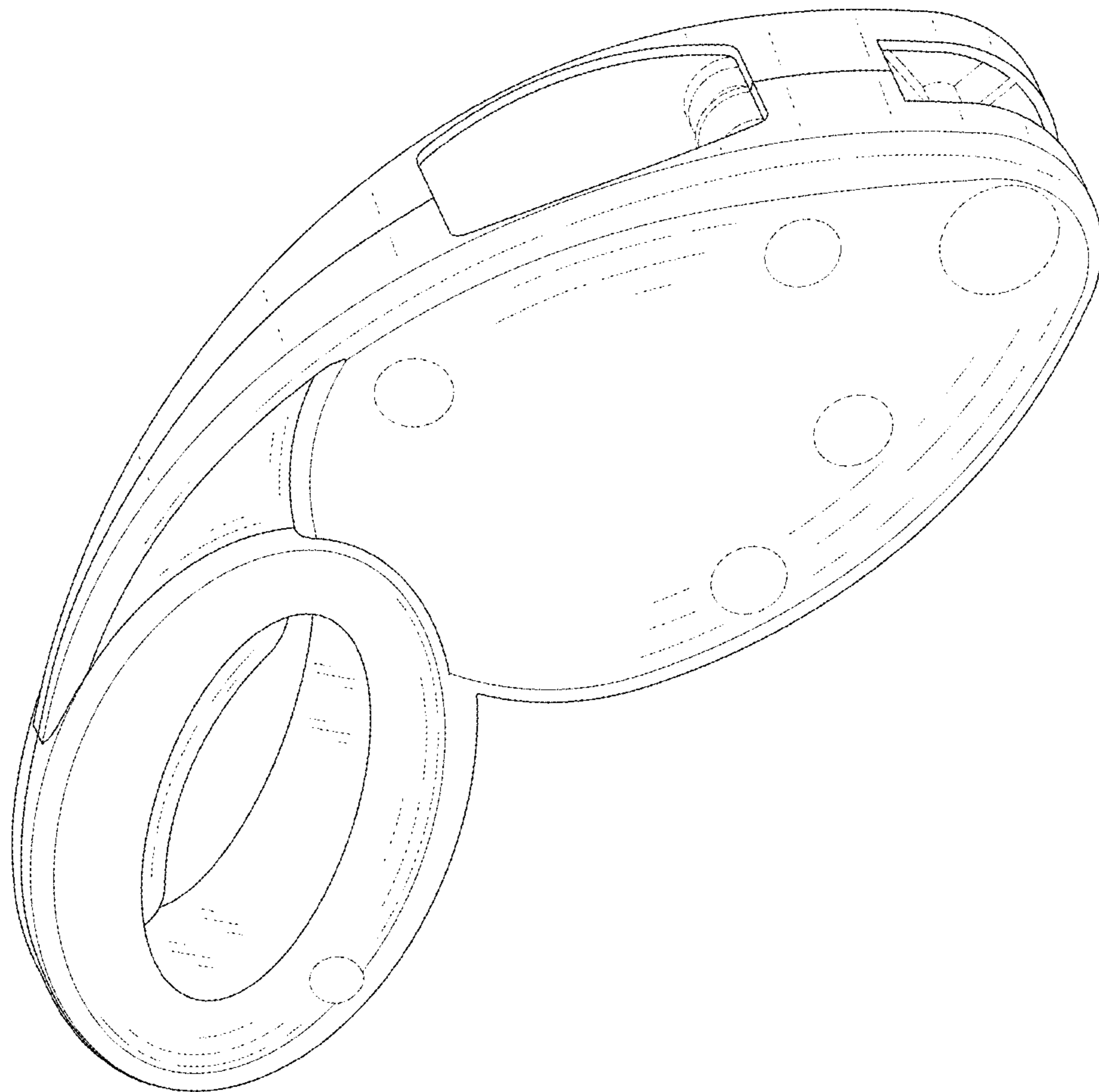


FIG. 2

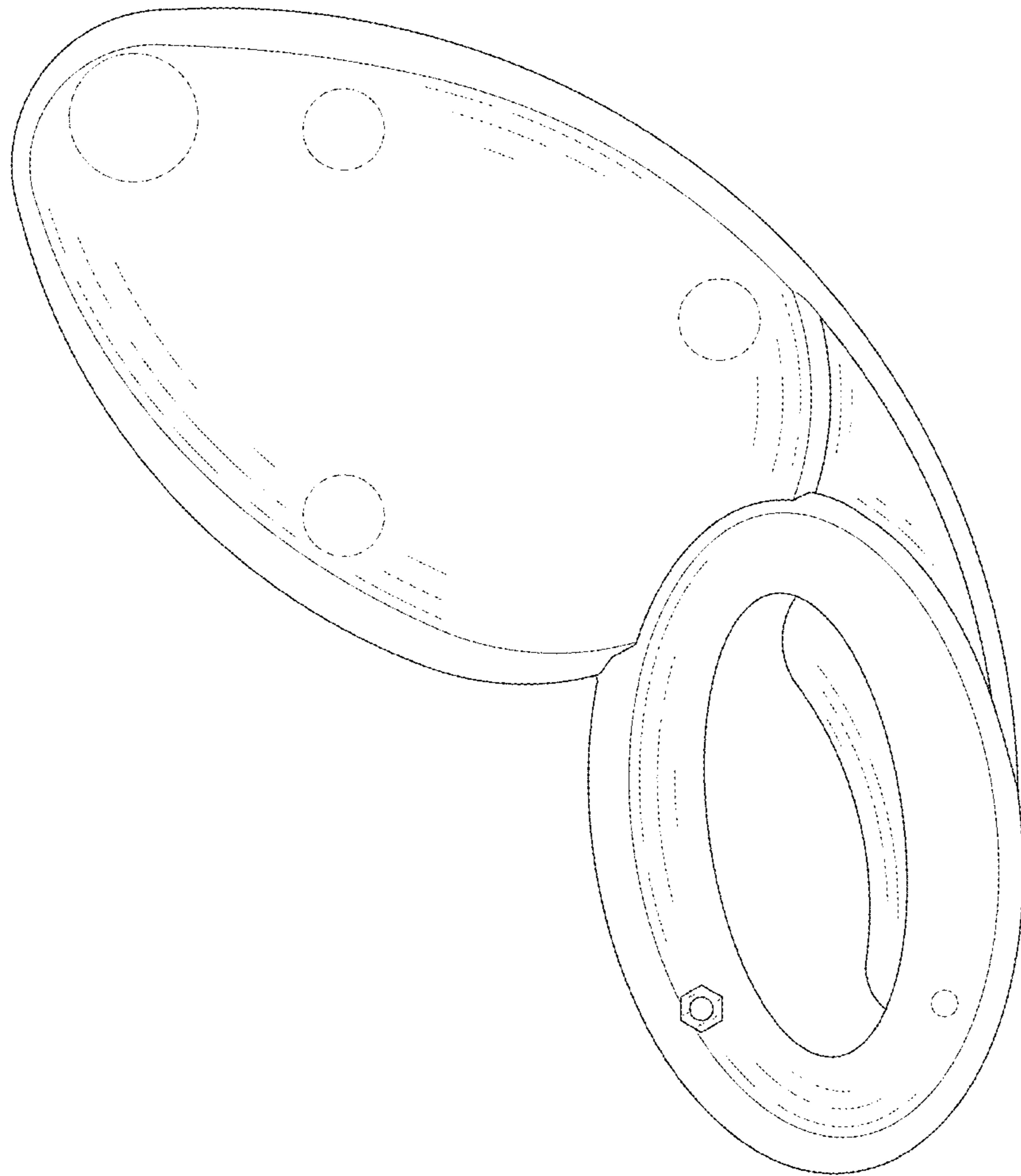


FIG. 3

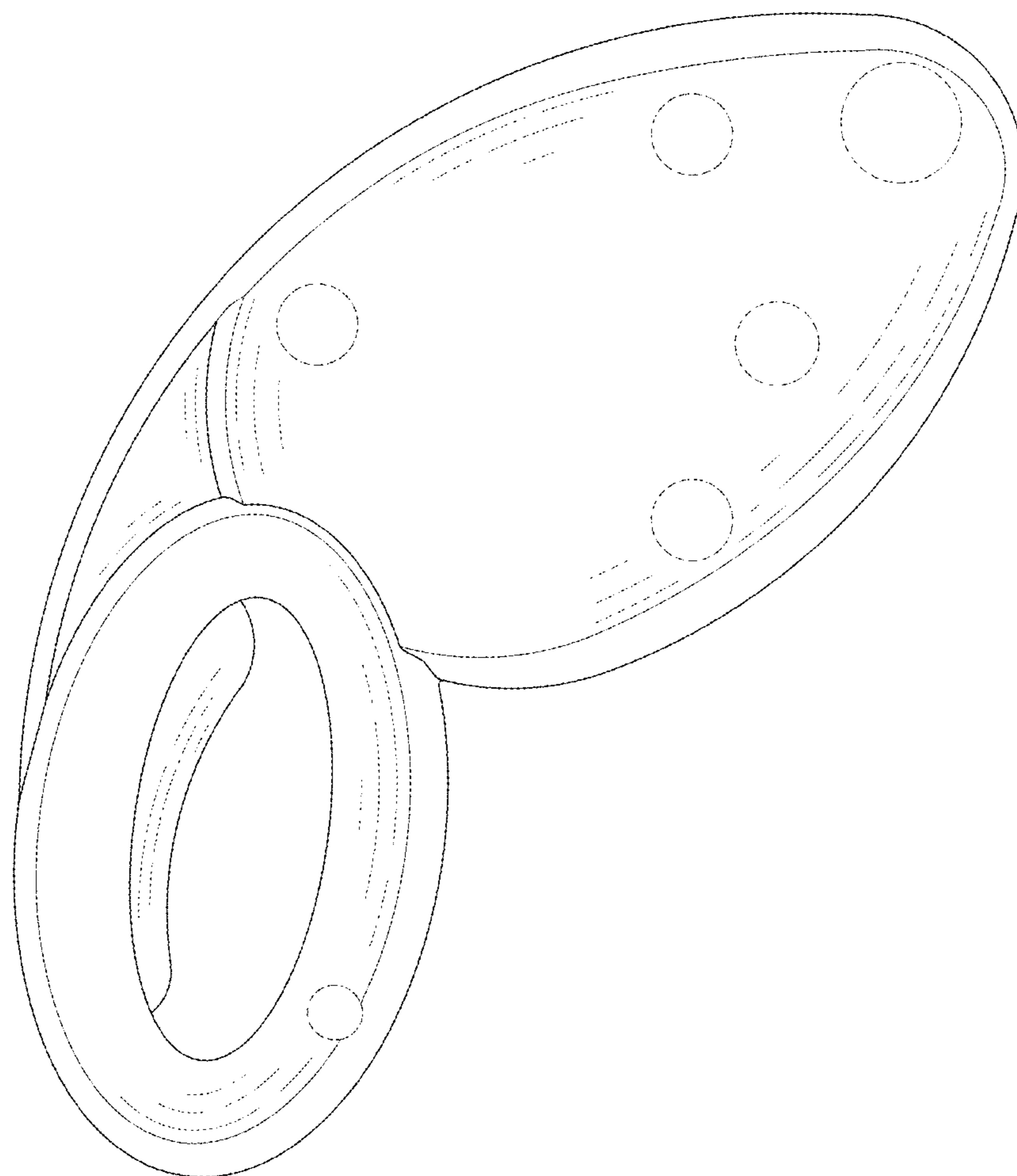


FIG. 4

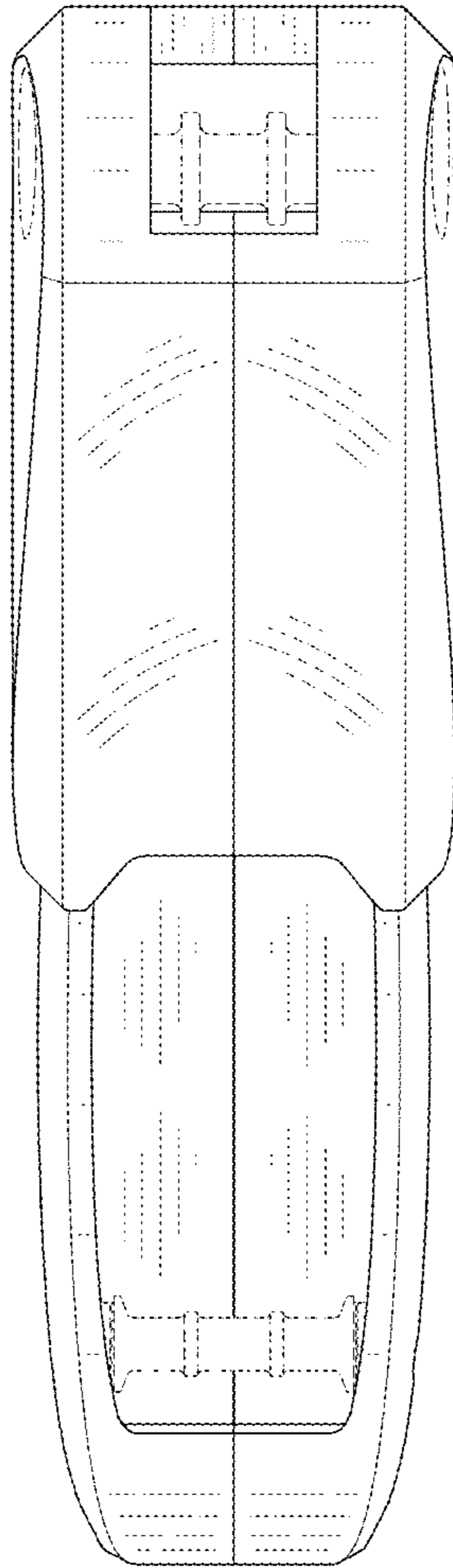


FIG. 5

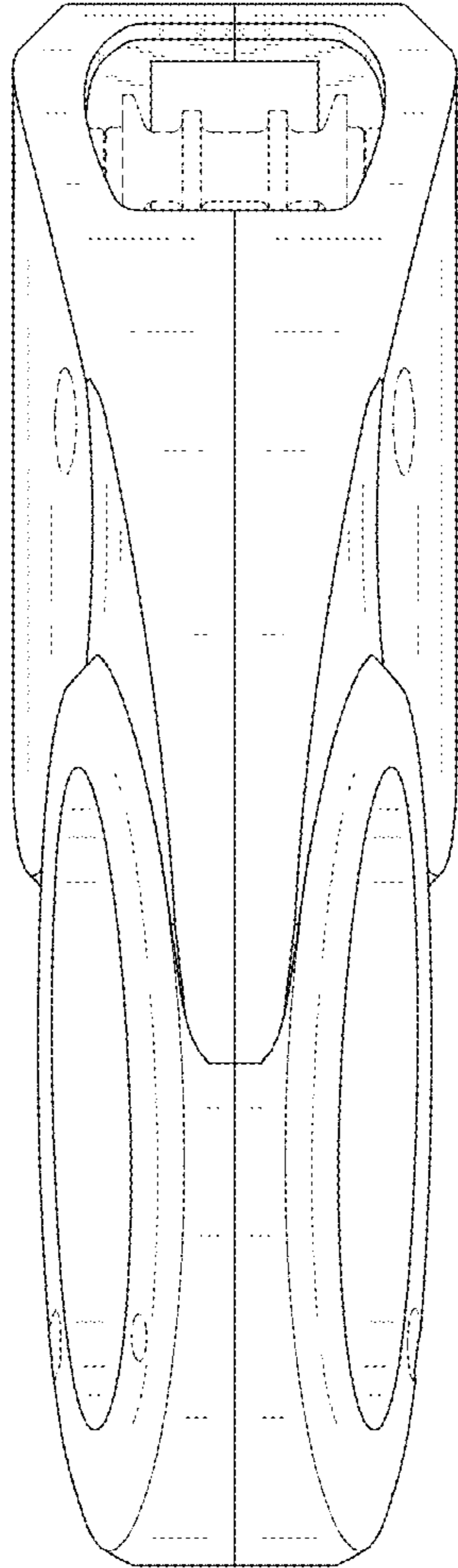


FIG. 6

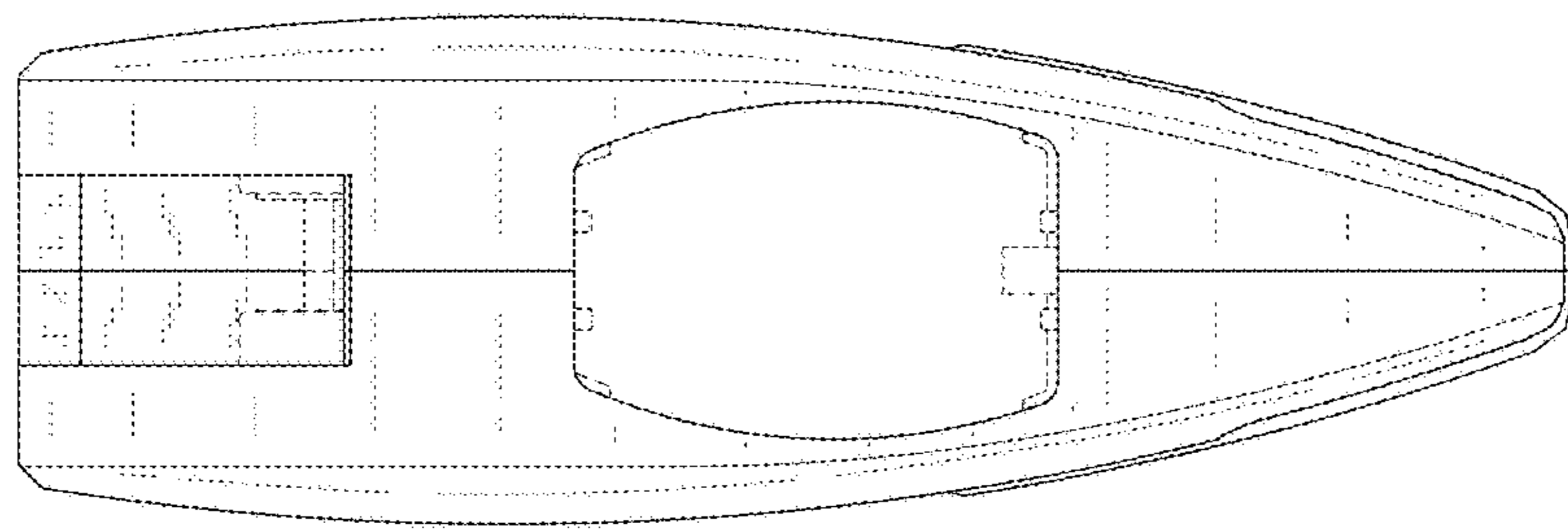


FIG. 7

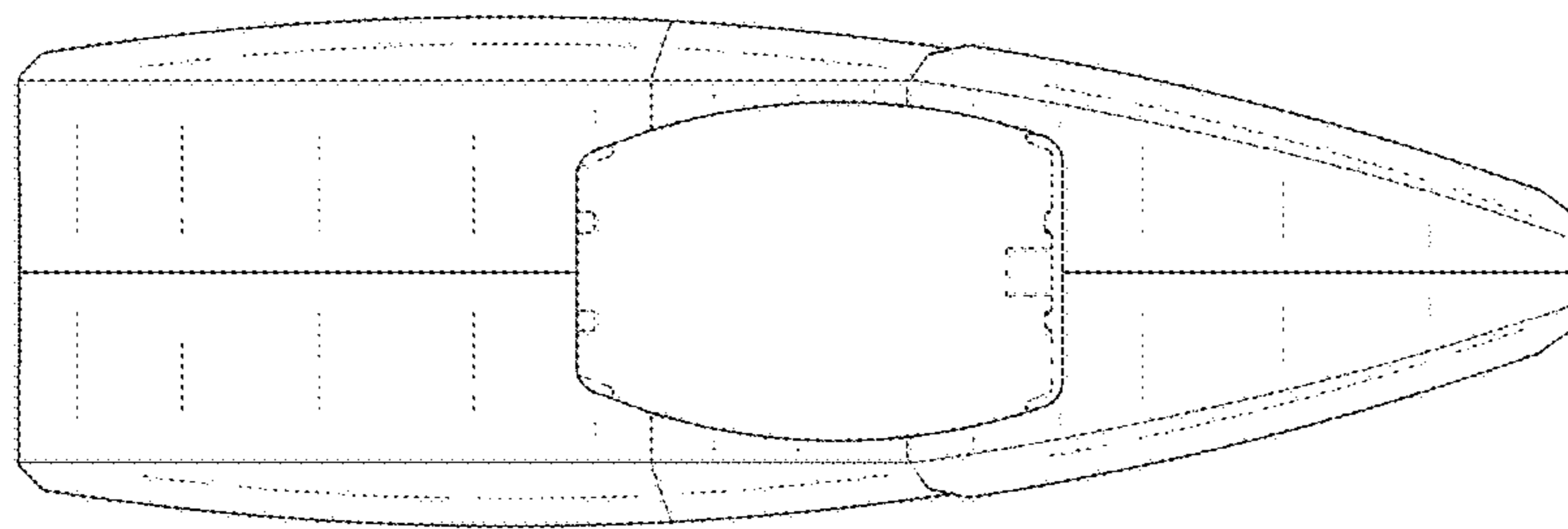


FIG. 8